

The Bassett logo consists of the word "Bassett" in a white, serif font, centered within a solid black square.

Bassett[®]

"ORIGINAL" PRICE LIST

June 5, 2023

TELEPHONE: 276.629.6000 | 828.465.7700
FAX: 276.629.6355 | 828.465.7873

Prices subject to change without notice. All prices reflected are in U.S. currency.

Table of Contents

General Information

- Brand Policy
- Company Policy
- COM Program Procedures
- Ready To Ship Program
- Wood & Upholstery General Product Information

Wood and Upholstery Product Information

- BenchMade Pages 1 - 98
- Custom Product Pages 99 - 121
- Wood Product Pages 122 - 174
- Upholstery Product Pages 175 - 272

Fabric Information

- Fabric & Leather Listing Pages 273 - 304

Bassett Outdoor Product Information

- Outdoor Product Pages 305 -324
- Outdoor Fabric Listing Pages 325 - 332

Cast & Forge Hardware

- Cast & Forge Hardware Pages 333 - 336

Accessory Product Information

- BASA Stocked Accessories Pages 337 - 346
- Vendor Direct Top of Bed Pages 347 - 375
- Vendor Direct Lighting, Home Décor,
& Pillows Pages 376 - 388

Index for Product Information located on following pages

Index for Product Information

Index for Product Information

Wood Product (alphabetical)					
<u>Suite Name</u>	<u>Suite No.</u>	<u>Page No.</u>	<u>Suite Name</u>	<u>Suite No.</u>	<u>Page No.</u>
Accents	6C06, 6H06	122 - 123	Kenbridge	4500	148
Antiquities	XXXX	124	Keswick	6216	149
Aries	4200	125	Lewiston	6589	150
Artisanal	6728	126	MODERN Astor, Rivoli	2523, 2723	151 - 153
Bella	2572	127 - 131	Ogden	6W32	154
	6572	132	Palisades	4559	155
	9572	133	Palisades	6559	155
Bora Bora	6W22	134	Reed	4200	156
Boyce	4200	135	Sandbridge	4100	157
Capron	4200	136	Shoreline	2951	158
Charlotte	2511, 2611	137- 138	Tahiti	6W26	159
Cooper	4322	139	Tidewater	2977	160
Corbin	4122	140	Tidewater	6977	161
Courtland	2571	141	Tyson	6M50	162
Courtland	6F71	142	Vansant	6206	163
Emory	9441	143	Ventura	2768, 2968	164 - 168
Exeter	6M44	144		6R68	169
Forsyth	6792	145	Ventura Colors	2468	170 - 171
Halifax	6M25	146	Wells	4200	172
Highland	6571	147	Whitestone	6M35	173
Keller	4100	147	Woodridge	6597	174

Index for Product Information

Upholstery Product (alphabetical)					
<u>Suite Name</u>	<u>Suite No.</u>	<u>Page No.</u>	<u>Suite Name</u>	<u>Suite No.</u>	<u>Page No.</u>
Allure	2611	175 -176	Lenoir	1508	217
Anson	2768	177	Lori	1508	218
			Maris	1256	219
Aria	1191	178	Maxwell	1110	220
Balfour	1522	179	Mitchell	2791	221
Beckham	2676	180 - 182	Moby	2728	222 - 223
Belmont	1520	183	Myles	1215	224
Brevard	1264	184	New American Living	1745, 1746	225
Carolina	3849, 3851, 3885, 3887	185 - 189	Oliver	2787	226 - 227
			Oswell	1230	228
Colby	3892	190 - 191	Oxford	1494, 1496, 3544	229 - 230
Corinna	1044, 1045	192			
Creswell	1328	193	Pippa	1060	231
Clyde	2756	194	Raeford	1322	232
Danbury	1404	195 - 196	Rhonda	1408	233
Davenport	2716	197 - 198	Richfield	1334	234
Davis	2711	199	Ridgebury	1108	235
Delway	1400	200 - 201	Serena	1193	236
Dover	1402	202 - 203	Sophie	9500	237
Fremont	1530	205 - 206	Stockton	9500	238
Garner	1332	207	Sylva	1262	239
George	1666	208	Thompson	1124	240
Hanover	2762	209	Trent	1144	241
Julian	2715	210 - 211	Trevor	1198	242
Kara	1510	212	Wade	1326	243
Kelly	1406	213	Whitney	1088	244
Kenly	1510	214	Wilton	2752	245 - 246
Kent	1951, 1952	215 - 216			

Index for Product Information

BASA Accessories			
<u>Suite Name</u>	<u>Page No.</u>	<u>Suite Name</u>	<u>Page No.</u>
Table Lamps	337 - 339	Accent Pillows	344 - 346
Decorative Mirrors	340 - 342	Inserts	346
Leaner Mirrors	343		

Top of Bed - Vendor Direct			
<u>Suite Name</u>	<u>Page No.</u>	<u>Suite Name</u>	<u>Page No.</u>
Aiden	347	Luna	362
Bari	348	Marshall	363
Basecamp	349	Mila	364
Bellagio	350	Monaco	365
Breeze on By	351	Noah Linen	366
Danica	352	Orfeo Linen	367
Dawson	353	Orlana	368
Dorian	354	Pure	369
Ethan	355	Ranier	370
Ginny	356	Rugby	371
Gutherie	357	Savona	372
Hadon	358	Sutton	373
Hemstitch	359	Waffle Matelasse	374
Karina	360	Inserts	375
Lavato	361		

Vendor Direct Lighting, Wall Decor, & Accent Pillows			
<u>Suite Name</u>	<u>Page No.</u>	<u>Suite Name</u>	<u>Page No.</u>
Throws	376 - 377	Pillows	347
Pendants & Chandeliers	378 - 379	Studio Art	383 - 386
Floor Lamps	380	Wall Art	387
Table Lamps	381	Accetn Pillow	388
Sconces	382		

Bassett Furniture Industries, Inc. Brand Image Policy

Brand Image: Bassett Furniture Industries, Inc. manufactures and distributes products with a commitment to quality and style in the middle to upper segment of the home furnishings market. Bassett Furniture Industries, Inc. (hereinafter referred to as “Company”) maintains a policy of distribution to only those dealers that demonstrate a commitment and ability to display, present and advertise Company’s products in a manner consistent with Company’s brand image.

Dealer Commitments: Dealer shall promote Company’s products, both in-store and in general media and on-line in a manner that maintains Company’s brand image. This shall include the proper use of Company’s logos as defined in the *Bassett Graphics Style Guide* that may be accessed through the Marketing page of the Bassett Dealer Site. Dealer will also comply with Company’s advertising policy which includes Minimum Advertised Prices (“MAP”) whenever Dealer is promoting Company’s products either on-line*, in print or through any other public media or outside the immediate trading area of any of Dealer’s brick-and-mortar showrooms. Minimum Advertised Pricing is defined as 25% off of Company’s current published suggested retail pricing (also known as “Original” pricing) or Company’s current advertised price, whichever is lower. Original prices are available on BassettFurniture.com, the Bassett Dealer Site or through your sales representative.

This policy is not intended to nor should it be interpreted as a dictation of the price at which a dealer must sell Company’s product. Dealer may sell Company’s product at any price that is consistent with Dealer’s efforts to support, promote and enhance the Company’s brand image.

Brand Image Policies: Under this policy, Company will publish and modify at its sole discretion and without notice, price lists that define the MAP for its products. The Company’s Brand Image Policy requires that all prices of Company’s products published, advertised, displayed or otherwise made public by the Dealer will be at or above Company’s published MAP.

By ordering products from Company, Dealer also acknowledges that Dealer’s failure to follow Company’s Brand Image Policy may or may not be factored into Company’s decision to cease shipping product to any or all of Dealer’s retail locations and warehouses. Dealer also acknowledges that Company may discontinue the sale of its products to Dealer with or without cause, at any time and at Company’s sole discretion. Company may, from time-to-time, confirm that Dealer is presenting, displaying, and/or advertising Company’s products in a manner consistent with Company’s Brand Image Policy. Company’s evaluation of Dealer’s compliance with Company’s Brand Image Policy may include but not be limited to the nature, quality and extent of Dealer’s advertising of Company’s products, in-store promotions, sales associate training and Dealer’s usage of Company’s MAP.

Confidentiality: Dealer will treat as confidential any and all information not generally available to Company’s competitors concerning Company’s operations, sales figures, customers and promotional programs.

*On-Line advertising includes but is not limited to websites, e-mail, video sharing sites (like YouTube and Vimeo), social media (such as Facebook, Twitter, Instagram and Pinterest) and any other electronically distributed communications.

COMPANY POLICY

The Bassett Furniture Industries' (BFI) policy is in place to assure that all BFI customers are treated fairly and equitably. By having a defined policy in writing, both BFI personnel and customers should have a common understanding in these matters, which should greatly facilitate handling of any problems which might arise. In these matters, as with all of BFI's products, the objective will be to conduct the handling of the dealer's account to build confidence and good will to the point that dealers consider BFI a good resource, and like doing business with them.

CONDITIONS OF SALE:

1. All shipments must be consigned to an active warehouse or place of business. No "drop shipments" will be made to private homes.
2. No merchandise will be sold on consignment or conditional sale basis.
3. Terms: all shipments will be Net 30 days.
4. BFI's responsibility for loss or damages in transit ceases upon receipt of merchandise in good condition by the transportation company.
 - The dealer is responsible for submitting concealed freight damage claims within **15 days** of the date of delivery. Visible damage should be noted on the freight bill at time of delivery. Freight damage claims must be submitted to the carriers.
5. Dealers must inspect glass and marble items before signing freight bill. Note any damages on the freight bill and contact the carrier immediately.
6. The dealer is responsible to report shortages at time of delivery. Shortages must be noted on the freight bill at time of delivery and reported to the carrier.
7. Merchandise refused upon arrival will be returned to the factory and the total freight both out and back, will be billed to the dealer. A 25% restocking fee will be charged on all pieces once returned and determined as re-saleable. Custom order upholstery or wood cannot be cancelled after the order is scheduled at the plant. It is the dealer's responsibility to handle cancelled orders on custom order upholstery or wood, since no credit will be given from BFI on this type of cancellation.
8. BFI is not liable for delays or failure to ship due to fire, strikes, acts of God, public enemy, or other causes beyond its control.
9. BFI reserves the right to make minor changes in construction or engineering without notice.
10. All items in the upholstery price list meet CAL TB117-2013 regulations.

RETURNS AND ALLOWANCES:

1. Merchandise returned without written return authorization will be refused and carriers will be instructed to contact the dealer for disposition instructions. No credits will be allowed on merchandise that is refused for lack of an RA.
2. There will be no allowances made for transit damage, freight overcharge, or damage while in possession of dealer or dealer's customer.
3. In certain circumstances, it will be necessary to issue an allowance for defective merchandise. In granting allowances, the following should be kept in mind:
 - A. Our obligation to the dealer is to produce furniture within a quality standard commensurate with the price.
 - B. The dealer must provide pictures of the defect, the manufacturing label on the back or bottom of items, and if applicable a copy of the work order ticket.
 - C. General deluxing prior to delivery is the dealer's responsibility. This includes but is not limited to buffing, aligning doors, leveling, attaching hardware, repairing minor scratches/dents, steaming skirts, aligning sectional pieces, attaching legs, regulating foam, removing straps or ties for mechanisms, removing loose fibers and fluffing cushions or pillows. Deluxing time could take up to 20 minutes per piece.
 - D. BFI does not recommend that merchandise be delivered without preparing all products properly for delivery to the consumer.
 - E. If it is necessary for BFI to issue a return authorization, BFI expects the piece to be returned in the same condition it was received. In order for this to occur, there are some minimum packaging requirements on the returned pieces. Credit will not be issued for returned pieces that do not have a RA or if the damage does not match the description on the RA.

Wood furniture

- All pieces must have doors, drawers, and any other moving parts secured to prevent further damage.
- All parts must be included. (posts, table leaves, drawers, hardware, and any other accessories)
- All pieces must have foam wrap around the entire case.
- All pieces must have corner pads to prevent damage to tops and corners.
- All pieces must be in a carton. (covered on all sides, including top and bottom)
- All pieces must have a copy of the RA attached to the carton

When possible, the piece should be returned in the same carton with all inner packaging in place as it was sent to customer. If carton has been destroyed, use the carton from the replacement piece that will be delivered.

Upholstery furniture

- All pieces with moving parts such as recliners or sleepers must be secured so they cannot move during shipment.
 - All pieces must be wrapped with foam or cloth wrap around entire piece.
 - All pieces must have a cardboard tray under entire unit to protect bottom.
 - All pieces must be wrapped in plastic and taped securely so packaging does not come loose during shipment.
 - All pieces must have a copy of the RA attached to the carton
4. Only authorized BFI personnel may authorize allowances. It is the responsibility of the dealer to examine any defective merchandise and make suggestions and recommendations as to proper disposition. Dealers' suggestions will not obligate or bind the company by definite agreement. BFI will make field authorization for disposition.
 5. Any charges for repairs must be first authorized by BFI.
 6. If authorization by BFI is made for defective merchandise to be returned for service or replacement, we will accept goods freight collect if the pieces are still under warranty. If warranty period has expired and BFI determines to return the piece for service, the customer will pay the freight both ways.
 7. Due to dye lot variations and construction improvements BFI cannot accept responsibility for the matching of related pieces ordered at different times.
 8. All fabrics are warranted to be free from manufacturing defects for thirteen months beginning the date of shipping from the factory. Exclusions to this warranty include shrinking, pilling, fading, and heavy soiling.
 9. We cannot be responsible for fabrics that have retailer applied fabric treatment (RAFT). This treatment may damage fabrics, causing seam slippage and or color deterioration. No adjustment can be made. Use of RAFT on upholstery fabrics transfers fabric warranty to the RAFT vendor.
 10. Upholstery division order cancellations, holds, or changes can only be accepted up to the time the order is scheduled for production. All merchandise is made to the customer's order and cannot be changed in any way after production is scheduled. All orders must be shipped upon completion.
 11. Dealers have **90 days** from invoice date to make claims concerning manufacturing or material defects.
 12. All return authorizations are valid for 90 days from date of issuance. After that period, returned pieces will be refused.
 13. BFI will not accept returns or shipment refusals on custom order upholstery or wood products because of consumer cancellations.
 14. Claims for missing arm caps and pillows must be made within 30 days of shipment.

15. Wood division and import parts: Parts ordered by dealers and carriers will be sent out at no charge, including prepaid freight. There will be a charge for parts that are no longer covered under warranty. There may be a charge on some upholstery parts.
16. All replacement orders sent out due to shortages or freight damage will be at charge to the carrier. No deduction in payment from the original BFI invoice will be allowed. The carrier will be responsible to make disposition on the damaged piece.
17. All items that can be repaired with parts should have request for parts submitted. We do not pay mileage for inspections or making the repairs.
18. The product warranty does not apply to floor samples or furniture sold during "liquidation", "going out of business", or similar types of sales.

Bassett COM Program Procedures

Please see below for information about the COM program which will fulfill upholstery orders for customers using material

outside Bassett's fabric line. This program will allow your clients to expand their design possibilities while still leveraging our custom capabilities, quality and speed of manufacturing:

What you need to know:

- Store will be responsible for quoting price, ensuring the customer has the correct amount of fabric, sending in fabric sample for approval, and ultimately sending in fabric for order after approval.
- Upholstery Team will inspect fabric for application suitability, communicate results, and plan order in preparation of fabric shipment
- Office Chairs Sophie and Stockton(9500) are upholstered in our Custom Dining facility. This team will inspect fabric for application suitability, communicate results, and plan order in preparation of fabric shipment for these dining chair skus.

How it will work:

- Store works with customer to quote price (**fabric grade 22***) to customer and communicate amount of yardage customer will need for their particular frame (see price list pages). **Orders where COM is used on pillows and/or welt only with the Body Fabric in a Bassett fabric there will be a \$25 up charge.**
- Store completes the COM Approval form
 - Bassett Home Furnishings stores use electronic form available on Bnet
 - Open Market and Designer accounts use manual form available from Plant COM Manager

Printed copy of the form is attached to a swatch and mailed to the plant for fabric approval. It is essential this form is filled out completely for approval to be communicated in a timely fashion.

- Upholstery team will communicate if fabric is approved or follow up is required via the Store COM Requests page on the Bnet. Yardage cannot be sent to the plant for application until approval is received.
- After approval, enter sales order using COM as the fabric sku number on the standard configuration of each style. If requesting bias welt indicate COM-BIA as the welt fabric in the item configuration.
- Complete a COM Fabric Tag for each piece of fabric. This tag must be completely filled out in order for fabric/ order to progress without delays.
- Attach the completed COM Fabric Tag to each piece of fabric and update the request on the Store COM Requests to provide the order number and yardage information, then print and provide a copy of COM order (as a packing list) and send to Newton Upholstery Plant (listed below) or to Martinsville Table Plant (specific dining chairs only). If fabric is not received within 90 days of approval, your order will be canceled.
- After order is placed and the yardage has shipped use JDE/ SOS to track progress. Store specific account specialist person can answer any questions.

Fabric Details:

- Fabric will be checked for sufficient yardage after receipt. If less than the stated yardage requirement is received, you will be notified of any additional yardage needed.
- Flaws and Defects- Bassett Furniture **will not** assume responsibility for fabric flaws, defects, dye-lot variations, or wearing qualities of any COM yardage. Bassett Furniture will make every effort to detect these prior to cutting the fabric.
- *Backing - All COM fabrics must be inspected for weave integrity and seam slippage. If a fabric is received for COM that requires backing, the store will be notified of requirements. After that communication, the store may approve the additional cost of backing or request the return of the COM fabric. Charges for additional backing are listed at the end of the COM procedures. No fabric will enter production that does not meet Bassett Furniture standards for weave integrity, without applied backing.

Backing Charges for COM

- \$20 per roll of fabric to be backed
- \$15 per sofa regardless of the number of yards taken
- \$10 per loveseat regardless of the number of yards taken
- \$5 per chair regardless of the number of yards taken
- \$3 per ottoman regardless of the number of yards taken

- **Bassett Furniture reserves the exclusive right to reject any COM fabric that does not meet our quality standards.**
- All COM fabric yardage is specified in the price list based on 54" width. Please supply yardage for the items based on the COM yardage requirement form. It is important to understand if the COM fabric is "up the roll" or "railroaded" in order to determine how much yardage is required to complete the order.
- Please note, Swatches for approval and/or excess COM fabric will NOT be returned.
- All COM fabric must meet the CAL TB#117-2013 Flammability Standard and contain no "FR" Chemicals. It is the customer's responsibility to make sure COM fabrics meet this standard. **Certification must be verified on the COM approval form in order to process COM order.**
- Bassett Furniture reserves the right to use our best judgment concerning application of COM fabric. This includes, but is not limited to, determining the face side, top and bottom of the design, which motif to center on, and necessary placement of seams, in cases where the pattern parts for a style of upholstery are wider than the fabric width, the fabric will be seamed.

Shipping Addresses: (Martinsville Table Plant only accepts shipments made via FedEx or UPS):

COM Swatch Form for Upholstery plant only:

ATTN: COM Manager
c/o Bassett Furniture
P.O. BOX 47
Newton, NC 28658

Approved COM Fabric Yardages for Upholstery plant:

Bassett Furniture
Fabric Whse/ Door 22
1111 E 20th Street
Newton, NC 28658

COM Swatch Form for select Dining Chairs:

ATTN: COM Manager c/o
Martinsville Table Plant
P.O. BOX 626
Bassett, VA 24055

Approved COM Fabric Yardages for select dining chairs:

Martinsville Table Plant
Attn: COM MGR
747 Beaver Creek Dr.
Martinsville, VA 24112

Open Market and Designer accounts-request form by emailing COM Manager at Newton Upholstery Plant or Martinsville Table Plant

Please note: COM communication for Ainsley, Bailey, Brooke, Custom Dining, Custom Upholstered Chairs approval would route thru Martinsville Custom Dining facility (known as the Table Plant) using the address listed above

Attach fabric swatch face up. Use permanent pen to draw arrow for application direction.



COM APPROVAL FORM
Please complete and mail with cutting of COM FABRIC.
Please use a separate form for EACH COM fabric. Complete part A to mail with cutting for pre-approval.
Please note Dining Chair COM should be sent to MTR. Sofa, accent chair, pillows, and ottomans are sent to Newton Upholstery.
Prior to mailing make a copy of this form. Complete part B on copy and enclose with the fabric shipment upon approval.

DATE: _____ CUSTOMER NAME: _____ ITEM NAME: _____

STORE NAME: _____ CITY: _____ STATE: _____ ZIP CODE: _____

Store Contact for Order Questions -NAME: _____ Phone# _____ E-Mail _____

PLACE A 5" X 4" SWATCH IN BOX BELOW. CLEARLY INDICATE TOP OF FABRIC DESIGN AND APPLY FACE UP IN THE BOX.

COM PATTERN TOP
Use permanent pen to draw arrow for application directions.

APPLY COM CUTTING FACE UP

A. COMPLETE THE FOLLOWING TO OBTAIN COM APPLICATION APPROVAL

1. COM Supplier Name: _____
2. COM Fabric Name / ID Number: _____
3. COM Color & Description: _____
4. BASSETT SKU / ITEM FOR COM APPLICATION: _____
5. FABRIC APPLICATION ACCORDING TO CONFIGURATION IN PRICE BOOK - IE: BODY FABRIC, PILLOW, WELT, ETC... _____
6. Verification is required that fabric contains no Flame Retardant Chemicals.
This requirement can be readily supplied by Fabric Vendor/Manufacturer per California TB117-2013

Customer Signature: _____

MAIL THIS FORM FOR APPROVAL TO: Bassett Furniture
ATTN: COM MANAGER (UPH) OR ATTN: COM Manager
P.O. BOX 47 NEWTON, NC 28658 c/o Martinsville Table Plant
P.O. BOX 626 Bassett, VA 24055

B. ONCE FABRIC APPROVED EMAIL IDE # TO CORRESPONDING PERSON BELOW:

UPHOLSTERY PIECES: com@bassettfurniture.com
MARTINSVILLE TABLE PLANT (DINING CHAIRS): com11@bassettfurniture.com

Form must be filled out completely. Section A is filled out (with swatch attached) to obtain approval of fabric. Section B is completed after approval. Please send complete form with the fabric yardage

Signature is required confirming that fabric meets TB#117-2013 Standard and contains no "FR" chemicals.

COM Fabric Tag to be sent with COM fabric yardage *after* approval by the Plant

Available by request by email

- COM@bassettfurniture.com for Newton Upholstery Plant
- COM11@bassettfurniture.com for Martinsville Table Plant

Tag must be **completely filled out** for each piece of approved COM fabric



Bassett Home Furnishings Stores

Use the electronic COM Swatch Form-available on Bnet, under Merchandising/Product Information/COM Approval

COM Approval Form Add Quicklink

Please fill out the form below.

***Required Fields**

*Request Number: 290715308

*Date: 01/26/2018

*COM Supplier Name:

*COM Fabric Name/ID Number:

*COM Color & Description:

*Store Name:

*Store Contact Name:

*Store Contact Email:

*Store Contact Phone: (###-###-####)

*Customer Name:


*Item Name:

*BASSETT SKU/ITEM for COM Application:


*Fabric application according to configuration in price book - i.e. body fabric, pillow, welt, etc.:

Verification is required that fabric contains no Flame Retardant Chemicals. This requirement can be readily supplied by Fabric Vendor/Manufacturer per California TB117-2013.

*COM Request Type: Dining Chair COM Other Upholstery (sofa, accent chair, pillow or ottoman)



*UTB - Up-The-Bolt



*RR - Railroaded

After submitting this Request you will be prompted to print the form and do the following before mailing the form to the Plant:

1. Use a permanent marker to draw an arrow on the fabric for fabric application instructions.
2. Attach COM Cutting face up on the printed copy.


I understand that I must include the fabric swatch and that this request will not be processed without it.

***Required Fields**

CLEAR FORM SUBMIT ▶

Last Updated: 10.20.2017

Fill in all required fields and then click the Submit button. You will see a message confirming the message was sent and a prompt to print the completed form. Attach fabric swatch to the printed form face up. Use permanent pen to draw arrow for application direction and mail to the plant.



COM FABRIC TAG:

Please attach copy of tag to every roll of fabric sent in for COM orders

COM FABRIC TAG

Mail to:
Bassett Furniture
Fabric Whse / Door 22
1111 E 20th Street
Newton, NC 28658

From: _____

Contact name: _____

Phone#: _____

Order#: _____

Style#: _____

Fabric Supplier: _____

Fabric Description: _____

Yardage: _____

COM Fabric Tag to be sent with COM fabric yardage *after* approval by the Plant

Available by request by email

- COM@bassettfurniture.com for Newton Upholstery Plant
- COM11@bassettfurniture.com for Martinsville Table Plant

Tag must be **completely filled out** for each piece of approved COM fabric

Upholstery General Product Information

Ready To Ship

Select SKUs have been stocked in the Regional Fulfillment Center for delivery in as little as 2-3 weeks. We have chosen our top-sellers to help provide more sales volume and growth opportunities. Inventory levels are monitored and replenished as sold. Check SOS for availability in your local Regional Fulfillment Center. ETAs contingent upon delivery and customer availability. Adjust expectations appropriately.

- Allure
- Beckham
- Davenport
- BM Dining - select skus
- Bella bedroom - select skus
- Charlotte bedroom - Tavern, select skus
- Shoreline bedroom - Sea Salt, select skus
- Tahiti occasional - both finishes
- Tidewater bedroom - select skus
- Ventura bedroom - Shell White, select skus
- Antiquities Fusion 2 Door cabinet

See price pages for specific SKUs / fabrics available. All **Ready To Ship** items will have standard cushions and no other available options.

Fabric Cleaning Codes

Our fabrics and leathers are identified with cleaning codes as follows:

Fabric

- S** To prevent overall soil, frequent vacuuming or light brushing to remove dust and grime is recommended. Spot clean using a mild water-free solvent or dry cleaning product. Pre-test a small area before proceeding.
- W** To prevent overall soil, frequent vacuuming or light brushing to remove dust and grime is recommend. Pre-test a small area before proceeding. Spot cleaning using the foam only from a water-based cleaning agent such as a mild detergent or non-solvent upholstery shampoo product. Apply foam with a soft brush in a circular motion. Vacuum when dry.
- SW** To prevent overall soil, frequent vacuuming or light brushing to remove dust and grime is recommended. Spot clean with a mild solvent or upholstery shampoo or the foam from a mild detergent. When using a solvent or dry cleaning product, follow instructions carefully and clean only in a well ventilated room.
- WS** Spot clean with upholstery shampoo, foam from a mild detergent, or mild dry cleaning solvent. Pretest a small, inconspicuous area before proceeding. Do not saturate. Pile fabrics may require brushing with a non-metallic bristle brush to restore appearance. Hot water extraction or steam cleaning is NOT a recommended cleaning method. Cushion casings should not be removed or laundered or dry-cleaned. To prevent overall soiling, frequent vacuuming or light brushing with a non-metallic bristle brush to remove dust and grime is recommended. When cleaning a spill, blot immediately to remove spilled material. Clean spots or stains from the outside to the middle of affected area to prevent circling. Use a professional furniture cleaning service when an overall soiled condition has been reached.
- X** Clean this fabric only by vacuuming or light brushing to prevent accumulation of dust or grime. Water based foam cleaners or solvent-based cleaning agents of any kind may cause excessive shrinking.

Leather

Clean with a soft, damp white cloth. After wiping clean, gently rub with a soft dry cloth to remove soil. Never use polishes, oils, ammonia, cleaning fluids, solvents or detergents to clean leather upholstery. The use of these cleaning agents may cause damage and will void the warranty. For professional cleaning and repair contact: Leather Solutions 1.866.875.7446

CAUTION - NEVER REMOVE CUSHION COVERS for separate cleaning, even though they do have zippers. Do not use any tumble method of cleaning service as this may destroy the backing of the fabric or shrink or otherwise damage the upholstery fabric.

Upholstered furniture requires a small amount of tender loving care. Simple things like fluffing back cushions and flipping, or reversing seat cushions occasionally will enhance the beauty and longevity of the upholstery.

Upholstery Piece Number Coding

Piece		Piece	
<u>No.</u>	<u>Description</u>	<u>No.</u>	<u>Description</u>
0	Wallsaver Recliner	62M	Motion Sofa
00	Ottoman	63	Left Arm Facing Sectional Sofa
01	Ottoman	66	Left Arm Facing Sectional Sofa w/ Corner
02	Accent Chair	67	Right Arm Facing Sectional Sofa w/ Corner
05	Swivel Chair	72	Three/Three Sofa
06	Rocker Chair	82	Great Room Sofa
09	Swivel Glider	92	Conversation Sofa
6	Rocker Recliner	2B	Chair Sleeper 24 x 72
7	Swivel Recliner	3	Recliner
9	Glider Recliner	4B	Twin Sleeper 36 x 72
11	Jumbo Ottoman	5A	Armless Full Sleeper
12	Chair	5B	Full Sleeper 53 x 72
18	Chair and half	5X	Right Arm Facing Full Sleeper 53 x 72
20	Armless Chair	5Y	Left Arm Facing Full Sleeper 53 x 72
21/21M	Right Arm Facing Chair/Recliner	6Q	Queen Sleeper 61 x 72
22	Right Arm Facing Reclining Chair	6X	Right Arm Facing Queen Sleeper 61 x 72
23/23M	Left Arm Facing Chair/Recliner	6Y	Left Arm Facing Queen Sleeper 61 x 72
28/28M	Armless Oversized Chair/Recliner	7Q	Three/Three Queen Sleeper 61 x 72
30	Corner Chair	BN	Bench
31/31M	Right Arm Facing Oversized Chair/Recliner	BO	Large Bumper Ottoman
33/33M	Left Arm Facing Oversized Chair/Recliner	CL	Two Arm Chaise Lounge
34	Seating Corner	CT	Console Table
38	Curved Corner Sectional	L3	Left Facing ottoman
40	Armless Loveseat	LB	Left Bumper Sectional
41	Right Arm Facing Sectional Loveseat	LF	Left Arm Facing Chaise Lounge
41M	Right Arm Facing Motion Loveseat	LL	Left Arm Facing Chaise Lounge
42	Loveseat	PT	Plain Table
42M	Motion Loveseat	P21M	Right Arm Facing Motion Chair with Power
43	Left Arm Facing Sectional Loveseat	P23M	Left Arm Facing Motion Chair with Power
43M	Left Arm Facing Motion Loveseat	R1	Right facing ottoman
49M	Sofa Glider with Console	RB	Right Bumper Sectional
50	Full Size Armless Loveseat	RF	Right Arm Facing Chaise Lounge
51	Right Arm Facing Sectional	RL	Right Arm Facing Chaise Lounge
52	Apartment/Studio Sofa	RO	Round Cocktail Ottoman
53	Left Arm Facing Sectional	S2	Storage Ottoman
54	Settee	SO	Storage Ottoman
60	Armless Sofa	SS	Square Storage Ottoman
61	Right Arm Facing Sectional Sofa	ST	Storage Table
62	Sofa	UT	Universal Table

Fabric Variation Codes

Any fabric will be made available on any frame except for the following exception:

Leather -	Variation Code L	
Fabric -	Variation Code P or R	-Available as pillow pattern only and/or import chairs.
	Fabric Code A -	Always railroaded fabrics Never match
	**Fabric Code B -	Always up the bolt fabrics Never match Will have seams
	Fabric Code C -	Always railroaded fabrics Represents stripes and plaids Pattern centered in middle of piece
	Fabric Code D -	Railroad or up the bolt fabrics Represents bold stripes or plaids Pattern centered on each cushion Seams at cushion breaks
	**Fabric Code E -	Railroad or up the bolt fabrics Center match patterns Seams where needed

**** Up the bolt B & E fabric codes will be cut on the 54" width and then seamed on each side**

Optional Arm Caps

*Optional arm caps are available at:	<table border="1" style="display: inline-table; text-align: center;"> <tr> <td>Per Pair</td> </tr> <tr> <td>70</td> </tr> </table>	Per Pair	70
Per Pair			
70			

*These items must be ordered as repair parts, not available on leather items

Optional Rechargeable Battery Packs for Motion items with Power
--

Item #:	BATT-PACK2 (stocked item that will ship by UPS) *BATT-PACK5 (stocked item that will ship by UPS) *Battery Pack 5 features a longer life battery	<table border="1" style="margin-left: auto; margin-right: auto;"> <tr> <td>Ea.</td> </tr> <tr> <td>149</td> </tr> <tr> <td>199</td> </tr> </table>	Ea.	149	199
Ea.					
149					
199					

UL certified lithium-ion battery
 Includes extension cord and power supply.
 Uses Balanced Charging – each of the 7 cells charge and drain at the same time, extending the overall life of the battery.
 2000mAh or 5000mAh capacity available
 When used with domestic upholstery, charge can last up to 3 weeks with no use.
 When used with import upholstery, charge can last up to 5-7 days with no use.

Cushion Options*(available on select groups only)

<u>Code</u>	<u>Description</u>
LOUNGE	Lounge: Qualux low density, high resiliency core. Polyester fiber glued to the top, front, and bottom of core with accord tick with sewn borders.
BLDOWN	Blend Down: Qualux lower density, high resiliency core. Polyester fiber glued to the top, front, and bottom of core with down-proof tick with sewn borders and down/feather/fiber pockets filled with down/feather/fiber blend and conjugated denier fiber on the top and bottom of the core.
SUPPORT	Support: Qualux low density, high resiliency core. Polyester fiber glued to the top, front, and bottom of this greater Indentation Load Deflection(ILD) density core with accord tick with sewn borders.
SUPPORT	Support: Qualux low density, high resiliency core. Polyester fiber glued to the top, front, and bottom of this greater Indentation Load Deflection(ILD) density core.
PREMIER (referred to as Reaxion™ Foam)	Premier. Gel-Infused Memory Foam: Cushion core is made with high Density foam 3" thick. Gel-Infused memory foam toppers on both cushion tops and bottoms. Sewn in accord ticking on the cushion top and bottom with Muslin wrap around the cushion.
SPDOWN	Spring Down: Qualux low density, high resiliency core. Polyester fiber glued to the top, front, and bottom of wrapped spring core with down-proof tick with sewn borders and down/feather/fiber pockets filled with down/feather/fiber blend conjugated denier fiber on the top and bottom of the core.

*Not all cushion options are available on groups with cushion options.

Nail Head Trim(available on select groups only)

<u>Code</u>	<u>Description</u>
ABNAIL	Antique Brass nail head trim, size is standard to each individual frame/item
NKNAIL	Nickel Nail head trim, size is standard to each individual frame/item
OBNAIL	Oiled Bronze Nail head trim, size is standard to each individual frame/item
<u>Approximate Size</u>	<u>Size Classification</u>
5/16"	Extra Small
3/8"	Small
5/8"	Medium
7/8"	Large

Please note that certain collections may have options for nail head trim finish and size. These options will be noted in the ordering options.

Sleeper Mattresses(available on Chair, Twin, Full, and Queen sleepers)

<u>Code</u>	<u>Description</u>
STDM	Standard quilted innerspring mattress <ul style="list-style-type: none">• 5 1/4" thick• 13 3/4" gauge coil innerspring, with 294 coils on Full size mattress, 336 coils on a Queen mattress• "VertiCoil" design coils – unique shape with elongated top for greater surface coverage without leaning, provides active support, adjusting to body movements and allowing muscles to relax for more natural sleep• Multi-needle quilted damask fabric cover with reinforced seams for strength and durability• Tufted cover makes it easy to fold up• Warranty coverage - 5 years• Made in the USA• Conforms to CPSC safety requirements, 16 CFR 1632 and 16 CFR 1633• Contains no Flame Retardant chemicals ("FR-Free")
REAXION	Reaxion™ Foam Mattress <ul style="list-style-type: none">• 4 1/4" thick• Reaxion™ Foam is designed with billions of microscopic air capsules to enhance support while reducing pressure on sensitive areas of the body• Unlike memory foam, Reaxion™ foam is not temperature sensitive, remaining plush and comfortable throughout the night• Reaxion™ foam minimizes motion transfer across the sleep surface• Warranty coverage - 3 years• Meets all flammability standards
AIR2	Air Dream mattress(not available on Chair Sleepers) <ul style="list-style-type: none">• 5" high innerspring, 5" high air mattress (when fully inflated) for a total of 10"• Combines the support of an innerspring coil with the comfort of a cushioning layer of air• Separated air chambers allow for even weight distribution and ergonomic support• 13 1/2" gauge coil innerspring unit, with 253 coils on Full size mattress and 299 on a Queen mattress• Bonnell coils – traditional hourglass shape; create a premium, supportive foundation for the bladder• Multi-needle quilted damask fabric cover for strength and durability• Power motor provides quick + easy inflation and deflation• Remote control allows for easy operation of motor and adjustment to desired firmness• Warranty coverage - 3 years prorated for the mattress, 1 year for the motor• Made in USA• Conforms to CPSC safety requirements, 16 CFR 1632 and 16 CFR 1633• Contains no Flame Retardant chemicals ("FR-Free") (on new production as of 4/15)

Mattress Sizes

Queen 61"W x 72"L

Full 53"W x 72"L

Twin 36"W x 72"L

Chair 24"W x 72"L

To calculate overall depth of sleepers when open use the following formula:

Depth of piece + 54" = Total depth

(example: C000-6QSF 38 + 54 = 92)

Category: Bedroom

**BenchMade
Suite: 2224**

Featuring clean lines and a minimalist silhouette, the Braddock bedroom introduces a modern casual vibe to BenchMade. Framed end panels add visual interest to the case pieces, which are accented with simple, yet elegant bar pulls. Case pieces also feature soft self-closing drawer guides.

Introduced: 4/1/2022 **Country of Origin:** Handcrafted in the USA

Wood species: Appalachian Red Leaf Maple solids

Item	Price	Description	Size	Wt.	Cu.Ft.
Braddock					
2224-0237	4669.00	Maple 6 Drawer Dresser 6 Drawers, Ships with tip safety restraint kit	64Wx20Dx36H	217	34.97
2224-0251	4669.00	Maple 5 Drawer Chest 5 Drawers, Ships with tip safety restraint kit	40Wx20Dx54H	213	30.19
2224-0270Z	2139.00	Maple Nightstand 2 Drawers, Ships with tip safety restraint kit	30Wx20Dx26.75H	67	13.75
2224-0270AZ	2269.00	Maple Nightstand w/Charger 2 Drawers, Wireless and USB combo charging dock(3 USB charging ports), Wire management. Ships with tip safety restraint kit	30Wx20Dx26.75H	68	13.8
2224-0271Z	1869.00	Maple Bedside Table 1 Drawer, Ships with tip safety restraint kit Case & Forge Hardware option for this piece will be 4"	24Wx20Dx26.75H	43	11.14
2224-0271AZ	2009.00	Maple Bedside Table w/Charger 1 Drawer, Wireless and USB combo charging dock(3 USB charging ports) Wire management. Ships with tip safety restraint kit Case & Forge Hardware option for this piece will be 4"	24Wx20Dx26.75H	44	11.1

Ordering Options	2224-0237, 0251	2224-0270Z, 0270AZ	2224-0271Z, 0271AZ
FINISH			
HARDWARE			
• BRASSBP(Brass Bar Pull)	—	—	—
• PEWTERBP(Ant Pewter Bar Pull)	—	—	—
• CAST & FORGE - TIER 1	\$150	\$80	\$80
• CAST & FORGE - TIER 2	\$270	\$110	\$110

Choices of FINISH					
ALPINE	Alpine Maple	AUBURN	Auburn Maple	DKCHESTNUT	Dark Chestnut Maple
GREYLAN	GreyLAN Maple	PKAVENUE	Park Avenue Maple	SANDSTONE	Sandstone Maple

CAST & FORGE HARDWARE - TIER 1		NEW	
0237, 0251, 0270Z, 0270AZ		0271Z, 0271AZ	
CF19BBBP10	#19 10" Bar Pull Burnished Brass	CF19BBBP4	#19 4" Bar Pull Burnished Brass
CF19PBBP10	#19 10" Bar Pull Polished Brass	CF19PBBP4	#19 4" Bar Pull Polished Brass
CF19PNBP10	#19 10" Bar Pull Polished Nickel	CF19PNBP4	#19 4" Bar Pull Polished Nickel
CF47BBLP10	#47 10" Lucite Bar Pull Burnished Brass	CF47BBLP4	#47 4" Lucite Bar Pull Burnished Brass
CF47PBLP10	#47 10" Lucite Bar Pull Polished Brass	CF47PBLP4	#47 4" Lucite Bar Pull Polished Brass

CAST & FORGE HARDWARE - TIER 2		NEW	
0237, 0251, 0270Z, 0270AZ		0271Z, 0271AZ	
CF31BBBP10	#31 10" Bar Pull Burnished Brass	CF31BBBP4	#31 4" Bar Pull Burnished Brass
CF31PBBP10	#31 10" Bar Pull Polished Brass	CF31PBBP4	#31 4" Bar Pull Polished Brass
CF31PNBP10	#31 10" Bar Pull Polished Nickel	CF31PNBP4	#31 4" Bar Pull Polished Nickel

****See following pages for Beds****

Category: Bedroom	BenchMade Suite: 2224
--------------------------	------------------------------

Braddock

****Beds****

Panel Beds

Low Profile foundation recommended.

Headboard can be used as stand alone with a bed frame

Item	Price	Description	Size	Wt.	Cu.Ft.
	3209.00	Complete Queen Maple Panel Bed	64Wx85Dx61H		
2224-H159	1939.00	Maple Panel Headboard Queen	64Wx2Dx60.5H	61	14.48
2224-F159	870.00	Maple Panel Footboard Queen	64Wx2Dx21H	24	14.48
2224-R159	400.00	Maple Wood Rails Queen	81Wx2.5Dx7.5H	42	2.91
	3619.00	Complete King Maple Panel Bed	80Wx85Dx61H		
2224-H169	2209.00	Maple Panel Headboard King/Cal King	80Wx2Dx61H	76	14.4
2224-F169	940.00	Maple Panel Footboard King/Cal King	80Wx2Dx21H	32	5.69
2224-R169	470.00	Maple Wood Rails King	81Wx2.5Dx7.5H	50	2.91
	3619.00	Complete Cal King Maple Panel Bed	80Wx90Dx61H		
2224-H169	2209.00	Maple Panel Headboard King/Cal King	80Wx2Dx61H	76	14.4
2224-F169	940.00	Maple Panel Footboard King/Cal King	80Wx2Dx21H	32	5.69
2224-R179	470.00	Maple Wood Rails Cal King	86Wx3.25Dx7.5H	61	2.91

Ordering Options	2224-H159, H169	2224-F159, F169	2224-R159, R169, R179
FINISH			

<i>Choices of FINISH</i>					
ALPINE	Alpine Maple	AUBURN	Auburn Maple	DKCHESTNUT	Dark Chestnut Maple
GREYLAN	GreyLAN Maple	PKAVENUE	Park Avenue Maple	SANDSTONE	Sandstone Maple

Category: **Bedroom**

**BenchMade
Suite: 2015**

Bassett's BenchMade Heritage Bedroom is American through and through. Each item is crafted from timber harvested in the Appalachian Region and then uniquely bench-made by our own Artisans in Bassett, Virginia. Each is made to order, one at a time. Appalachian Red Leaf Maple is selected for its character so the natural beauty of the wood is captured and highlighted. Distinctive wood grains, hand-planed natural wear and stunning finishes give each piece an heirloom quality. Made of solid wood, you can be sure these styles will stand the test of time. Case pieces also feature soft self-closing drawer guides.

Introduced: 4/1/2016 **Country of Origin:** Handcrafted in the USA

Wood species: **Appalachian Red Leaf Maple**

Item	Price	Description	Size	Wt.	Cu.Ft.
Heritage					
2015-0228	5339.00	Maple Bureau 5 Drawers, bottom 3 drawers have a fixed center partition, Ships with tip safety restraint kit	59Wx20Dx47H	180	44.39
2015-0237	5209.00	Maple 6 Drawer Dresser 6 Drawers, Ships with tip safety restraint kit	66Wx20Dx38H	239	32.5
2015-0251	5339.00	Maple Chest 5 Drawers, each with a fixed center partition, Ships with tip safety restraint kit	42Wx20Dx57H	246	23.28
2015-0270Z	2539.00	Maple 2 Drawer Nightstand 2 Drawers, Ships with tip safety restraint kit	31.5Wx20Dx26.75H	82	23.28
2015-0271Z	2139.00	Maple Bedside Table 1 Drawer, 1 Fixed wood shelf, Ships with tip safety restraint kit	25Wx20Dx26.75H	57	23.28
2015-0272Z	2269.00	Maple Nightstand 1 Drawer, 1 Fixed wood shelf, Ships with tip safety restraint kit	32Wx20Dx26.75H	68	13.8

Ordering Options	2015-0228, 0237	2015-0251	2015-0270, 0271, 0272
TOP FINISH			
BASE FINISH			
HARDWARE			
• BenchMade Options	—	—	—
• Case & Forge Tier 1	\$300	\$300	\$90
• Cast & Forge Tier 2	\$530	\$530	\$150

Choices of FINISH/HARDWARE					
ALPINE	Alpine Maple	AUBURN	Auburn Maple	DKCHESTNUT	Dark Chestnut Maple
GREYLAN	GreyLAN Maple	PKAVENUE	Park Avenue Maple	SANDSTONE	Sandstone Maple

****Metal Finish Options for hardware(in addition to colors listed above)****

<u>Bail Pulls</u>					
APBAILPULL	Antique Pewter Bail Pull	BPBAILPULL	Bright Pewter Bail Pull	SBBAILPULL	Satin Brass Bail Pull
APBARPULL	Antique Pewter Bar Pull	BPBARPULL	Bright Pewter Bar Pull	SBBARPULL	Satin Brass Bar Pull
APMETKNOBL	Antique Pewter Knob	BPMETKNOBL	Bright Pewter Knob	SBMETKNOBL	Satin Brass Knob
<u>Ring Pulls</u>					
APRINGPULL	Antique Pewter Ring Pull	BPRINGPULL	Bright Pewter Ring Pull	SBRINGPULL	Satin Brass Ring Pull

CAST & FORGE HARDWARE - TIER 1		NEW	
CF19BBRING	#19 2.75" Ring Pull Burnished Brass	CF31BBKNOB	#31 2.50" T Knob Burnished Brass
CF23DLTP	#23 2" Dark Leather Wrap T Pull	CF36BBC	#36 1.75" Classic Round Knob Burn Brass
CF23LLTP	#23 2" Light Leather Wrap T Pull	CF36BBM	#36 1.75" Modern Round Knob Burn Brass
CF28BBSK	#28 1.75" Sq Knob Burnished Brass		

CAST & FORGE HARDWARE - TIER 2		NEW	
CF23DLBP	#23 10" Dark Leather Wrap Bar Pull		
CF23LLBP	#23 10" Light Leather Wrap Bar Pull		
CF31BBBP	#31 10" Bar Pull Burnished Brass		

****See following pages for Beds****

Category: Bedroom	BenchMade Suite: 2015
--------------------------	------------------------------

Item	Price	Description	Size	Wt.	Cu.Ft.
------	-------	-------------	------	-----	--------

****Beds****

Straight Panel Wood Beds

Headboard can be used as stand alone with a bed frame

3619.00		Complete Queen Maple Panel Bed	64Wx88Dx58H		
2015-H158	2209.00	Maple Panel Headboard Queen	64Wx3Dx58H	97	23.28
2015-F158	980.00	Maple Panel Footboard Queen	64Wx3Dx26H	45	23.28
2015-R159	430.00	Maple Wood Rails Queen	82Wx1Dx8H	57	2.8
4009.00		Complete King/Cal King Maple Panel Bed	King: 80Wx88Dx58H		
			Cal King: 80Wx92Dx58H		
2015-H168	2469.00	Maple Panel Headboard King/Cal King	80Wx3Dx58H	117	17.29
2015-F168	1040.00	Maple Panel Footboard King/Cal King	80Wx3Dx26H	54	7.526
2015-R169	500.00	Maple Wood Rails King	82Wx1Dx8H	59	2.88
2015-R179	500.00	Maple Wood Rails Cal King	86Wx1Dx8H	65	2.88

Live Edge Panel Wood Beds

Headboard can be used as stand alone with a bed frame

3739.00		Complete Queen Maple Live Edge Panel Bed	64Wx88Dx58H		
2015-H159	2269.00	Maple Live Edge Panel Headboard Queen	64Wx3Dx58H	68	12.76
2015-F159	1040.00	Maple Live Edge Panel Footboard Queen	64Wx3Dx26H	38	6.039
2015-R159	430.00	Maple Wood Rails Queen	82Wx1Dx8H	57	2.725
4149.00		Complete King/CK Maple Live Edge Panel Bed	King: 80Wx88Dx58H		
			Cal King: 80Wx92Dx58H		
2015-H169	2539.00	Maple Live Edge Panel Headboard King/Cal King	80Wx3Dx56H	108	15.9
2015-F169	1110.00	Maple Live Edge Panel Footboard King/Cal King	80Wx3Dx26H	40	7.526
2015-R169	500.00	Maple Wood Rails King	82Wx1Dx8H	59	2.725
2015-R179	500.00	Maple Wood Rails Cal King	86Wx1Dx8H	65	2.725

Ordering Options	2015-H158, H168, H159, H169	2015-F158, F168, F159, F169	2015-R159, R169, R179
FINISH			
FOOTBOARD POST HEIGHT			
• STDH(26" High)		—	
• LOW(19" High)		—	

****See following pages for Upholstered Panel Beds****

Category: Bedroom	BenchMade Suite: 2015
--------------------------	------------------------------

Item	Price	Description	Size	Wt.	Cu.Ft.
------	-------	-------------	------	-----	--------

Straight Panel Upholstered Beds

Headboard can be used as stand alone with a bed frame, Nail head trim standard

Complete Queen Upholstered Maple Panel Bed - Fabric			64Wx88Dx58H		
4019.00	Grade	21	4439.00	Grade	29
4069.00	Grade	22	4499.00	Grade	30
4119.00	Grade	23	4549.00	Grade	31
4179.00	Grade	24	4599.00	Grade	32
4229.00	Grade	25	4659.00	Grade	33
4279.00	Grade	26	4709.00	Grade	34
4339.00	Grade	27	4759.00	Grade	35
4389.00	Grade	28			
2015-H156F		Upholstered Maple Panel Headboard Queen		64Wx4Dx58H	130 12.76
2609.00	Grade	21	3029.00	Grade	29
2659.00	Grade	22	3089.00	Grade	30
2709.00	Grade	23	3139.00	Grade	31
2769.00	Grade	24	3189.00	Grade	32
2819.00	Grade	25	3249.00	Grade	33
2869.00	Grade	26	3299.00	Grade	34
2929.00	Grade	27	3349.00	Grade	35
2979.00	Grade	28			
2015-F158	980.00	Maple Panel Footboard Queen		64Wx3Dx26H	45 6.039
2015-R159	430.00	Maple Wood Rails Queen		82Wx1Dx8H	57 2.725

Ordering Options	2015-H156F	2015-F158	2015-R159
FABRIC			
NAIL HEAD TRIM			
• ABNAIL / NKNAIL / OBNAIL	—		
FINISH			
FOOTBOARD POST HEIGHT			
• STDH(26" High)		—	
• LOW(19" High)		—	

▶ If selected, the nail head trim will be the large size(7/8") and will be spaced.

Complete Queen Upholstered Maple Panel Bed - Leather			64Wx88Dx58H		
4349.00	Grade	52	4619.00	Grade	56
4419.00	Grade	53	4679.00	Grade	57
4479.00	Grade	54	4749.00	Grade	58
4549.00	Grade	55			
2015-H156L		Upholstered Maple Panel Headboard Queen		64Wx4Dx58H	130 12.76
2939.00	Grade	52	3209.00	Grade	56
3009.00	Grade	53	3269.00	Grade	57
3069.00	Grade	54	3339.00	Grade	58
3139.00	Grade	55			
2015-F158	980.00	Maple Panel Footboard Queen		64Wx3Dx26H	45 6.039
2015-R159	430.00	Maple Wood Rails Queen		82Wx1Dx8H	57 2.725

Ordering Options	2015-H156L	2015-F158	2015-R159
LEATHER			
NAIL HEAD TRIM			
• ABNAIL / NKNAIL / OBNAIL	—		
FINISH			
FOOTBOARD POST HEIGHT			
• STDH(26" High)		—	
• LOW(19" High)		—	

▶ If selected, the nail head trim will be the large size(7/8") and will be spaced.

****See following page for Straight Panel King Upholstered Bed****

Category: Bedroom	BenchMade Suite: 2015
--------------------------	------------------------------

Item	Price	Description	Size	Wt.	Cu.Ft.
Complete King/CK Uph Maple Panel Bed - Fabric			King: 80Wx88Dx58H		
			Cal King: 80Wx92Dx58H		
	4409.00	Grade 21			4839.00
	4469.00	Grade 22			4889.00
	4519.00	Grade 23			4949.00
	4569.00	Grade 24			4999.00
	4629.00	Grade 25			5049.00
	4679.00	Grade 26			5109.00
	4729.00	Grade 27			5159.00
	4789.00	Grade 28			
2015-H166F		Upholstered Maple Panel Headboard King/Cal King	80Wx4Dx58H	144	15.9
	2869.00	Grade 21			3299.00
	2929.00	Grade 22			3349.00
	2979.00	Grade 23			3409.00
	3029.00	Grade 24			3459.00
	3089.00	Grade 25			3509.00
	3139.00	Grade 26			3569.00
	3189.00	Grade 27			3619.00
	3249.00	Grade 28			
2015-F168	1040.00	Maple Panel Footboard King/Cal King	80Wx3Dx26H	54	7.526
2015-R169	500.00	Maple Wood Rails King	82Wx1Dx8H	59	2.725
2015-R179	500.00	Maple Wood Rails Cal King	86Wx1Dx8H	65	2.725

Ordering Options	2015-H166F	2015-F168	2015-R169, R179
FABRIC			
NAIL HEAD TRIM			
• ABNAIL / NKNAIL / OBNAIL	—		
FINISH			
FOOTBOARD POST HEIGHT			
• STDH(26" High)		—	
• LOW(19" High)		—	

► If selected, the nail head trim will be the large size(7/8") and will be spaced.

Complete King/CK Uph Maple Panel Bed-Leather			King: 80Wx88Dx58H		
			Cal King: 80Wx92Dx58H		
	4749.00	Grade 52			5009.00
	4809.00	Grade 53			5079.00
	4879.00	Grade 54			5149.00
	4949.00	Grade 55			
2015-H166L		Upholstered Maple Panel Headboard King/Cal King	80Wx4Dx58H	144	15.9
	3209.00	Grade 52			3469.00
	3269.00	Grade 53			3539.00
	3339.00	Grade 54			3609.00
	3409.00	Grade 55			
2015-F168	1040.00	Maple Panel Footboard King/Cal King	80Wx3Dx26H	54	7.526
2015-R169	500.00	Maple Wood Rails King	82Wx1Dx8H	59	2.725
2015-R179	500.00	Maple Wood Rails Cal King	86Wx1Dx8H	65	2.725

Ordering Options	2015-H166L	2015-F168	2015-R169, R179
LEATHER			
NAIL HEAD TRIM			
• ABNAIL / NKNAIL / OBNAIL	—		
FINISH			
FOOTBOARD POST HEIGHT			
• STDH(26" High)		—	
• LOW(19" High)		—	

► If selected, the nail head trim will be the large size(7/8") and will be spaced.

****See following pages for Live Edge Panel Upholstered Beds****

Category: Bedroom	BenchMade Suite: 2015
--------------------------	------------------------------

Item	Price	Description	Size	Wt.	Cu.Ft.
------	-------	-------------	------	-----	--------

Live Edge Panel Upholstered Beds

Headboard can be used as stand alone with a bed frame, Nail head trim standard

Complete Queen Maple Live Edge Uph. Bed - Fabric

64Wx88Dx58H

4139.00	Grade	21	4569.00	Grade	29
4199.00	Grade	22	4619.00	Grade	30
4249.00	Grade	23	4679.00	Grade	31
4299.00	Grade	24	4729.00	Grade	32
4359.00	Grade	25	4779.00	Grade	33
4409.00	Grade	26	4839.00	Grade	34
4459.00	Grade	27	4889.00	Grade	35
4519.00	Grade	28			

2015-H153F		Maple Live Edge Upholstered Panel Headboard Queen	64Wx4Dx58H	110	12.76
	2669.00	Grade 21	3099.00	Grade	29
	2729.00	Grade 22	3149.00	Grade	30
	2779.00	Grade 23	3209.00	Grade	31
	2829.00	Grade 24	3259.00	Grade	32
	2889.00	Grade 25	3309.00	Grade	33
	2939.00	Grade 26	3369.00	Grade	34
	2989.00	Grade 27	3419.00	Grade	35
	3049.00	Grade 28			

2015-F159	1040.00	Maple Live Edge Panel Footboard Queen	64Wx3Dx26H	38	6.039
2015-R159	430.00	Maple Wood Rails Queen	82Wx1Dx8H	57	2.725

Ordering Options	2015-H153F	2015-F159	2015-R159
FABRIC			
NAIL HEAD TRIM			
• ABNAIL / NKNAIL / OBNAIL	—		
FINISH			
FOOTBOARD POST HEIGHT			
• STDH(26" High) • LOW(19" High)		—	

▶ If selected, the nail head trim will be the large size(7/8") and will be spaced.

Complete Queen Maple Live Edge Uph. Bed - Leather

64Wx88Dx58H

4479.00	Grade	52	4739.00	Grade	56
4539.00	Grade	53	4809.00	Grade	57
4609.00	Grade	54	4879.00	Grade	58
4679.00	Grade	55			

2015-H153L		Maple Live Edge Upholstered Panel Headboard Queen	64Wx4Dx58H	110	12.76
	3009.00	Grade 52	3269.00	Grade	56
	3069.00	Grade 53	3339.00	Grade	57
	3139.00	Grade 54	3409.00	Grade	58
	3209.00	Grade 55			

2015-F159	1040.00	Maple Live Edge Panel Footboard Queen	64Wx3Dx26H	38	6.039
2015-R159	430.00	Maple Wood Rails Queen	82Wx1Dx8H	57	2.725

Ordering Options	2015-H153L	2015-F159	2015-R159
LEATHER			
NAIL HEAD TRIM			
• ABNAIL / NKNAIL / OBNAIL	—		
FINISH			
FOOTBOARD POST HEIGHT			
• STDH(26" High) • LOW(19" High)		—	

▶ If selected, the nail head trim will be the large size(7/8") and will be spaced.

****See following pages for Live Edge Panel King Upholstered Bed****

Category: Bedroom	BenchMade Suite: 2015
--------------------------	------------------------------

Item	Price	Description	Size	Wt.	Cu.Ft.
Complete King/CK Maple Live Edge Uph Bed-Fabric					
			King: 80Wx88Dx58H		
			Cal King: 80Wx92Dx58H		
	4549.00	Grade 21			4979.00
	4599.00	Grade 22			5029.00
	4659.00	Grade 23			5079.00
	4709.00	Grade 24			5139.00
	4759.00	Grade 25			5189.00
	4819.00	Grade 26			5239.00
	4869.00	Grade 27			5299.00
	4919.00	Grade 28			
2015-H163F		Maple Live Edge Uph Panel Headboard King/Cal King	80Wx4Dx58H	124	15.9
	2939.00	Grade 21			3369.00
	2989.00	Grade 22			3419.00
	3049.00	Grade 23			3469.00
	3099.00	Grade 24			3529.00
	3149.00	Grade 25			3579.00
	3209.00	Grade 26			3629.00
	3259.00	Grade 27			3689.00
	3309.00	Grade 28			
2015-F169	1110.00	Maple Live Edge Panel Footboard King/Cal King	80Wx3Dx26H	40	7.526
2015-R169	500.00	Maple Wood Rails King	82Wx1Dx8H	59	2.725
2015-R179	500.00	Maple Wood Rails Cal King	86Wx1Dx8H	65	2.725

Ordering Options	2015-H163F	2015-F169	2015-R169, R179
FABRIC			
NAIL HEAD TRIM			
• ABNAIL / NKNAIL / OBNAIL	—		
FINISH			
FOOTBOARD POST HEIGHT			
• STDH(26" High)		—	
• LOW(19" High)		—	

► If selected, the nail head trim will be the large size(7/8") and will be spaced.

Complete King/CK Maple Live Edge Uph Bed - Leather					
			King: 80Wx88Dx58H		
			Cal King: 80Wx92Dx58H		
	4879.00	Grade 52			5149.00
	4949.00	Grade 53			5219.00
	5019.00	Grade 54			5279.00
	5079.00	Grade 55			
2015-H163L		Maple Live Edge Uph Panel Headboard King/Cal King	80Wx4Dx58H	124	15.9
	3269.00	Grade 52			3539.00
	3339.00	Grade 53			3609.00
	3409.00	Grade 54			3669.00
	3469.00	Grade 55			
2015-F169	1110.00	Maple Live Edge Panel Footboard King/Cal King	80Wx3Dx26H	40	7.526
2015-R169	500.00	Maple Wood Rails King	82Wx1Dx8H	59	2.725
2015-R179	500.00	Maple Wood Rails Cal King	86Wx1Dx8H	65	2.725

Ordering Options	2015-H163L	2015-F169	2015-R169, R179
LEATHER			
NAIL HEAD TRIM			
• ABNAIL / NKNAIL / OBNAIL	—		
FINISH			
FOOTBOARD POST HEIGHT			
• STDH(26" High)		—	
• LOW(19" High)		—	

► If selected, the nail head trim will be the large size(7/8") and will be spaced.

****See following page for Finish Options and COM requirements****

Category: Bedroom	BenchMade Suite: 2015
--------------------------	------------------------------

<u>Choices of FINISH/HARDWARE</u>					
ALPINE	Alpine Maple	AUBURN	Auburn Maple	DKCHESTNUT	Dark Chestnut Maple
GREYLAN	Greylan Maple	PKAVENUE	Park Avenue Maple	SANDSTONE	Sandstone Maple

****Metal Finish Options for hardware(in addition to colors listed above)****

<u>Bail Pulls</u>					
APBAILPULL	Antique Pewter Bail Pull	BPBAILPULL	Bright Pewter Bail Pull	SBBAILPULL	Satin Brass Bail Pull
<u>Bar Pulls</u>					
APBARPULL	Antique Pewter Bar Pull	BPBARPULL	Bright Pewter Bar Pull	SBBARPULL	Satin Brass Bar Pull
<u>Knobs</u>					
APMETKNOBL	Antique Pewter Knob	BPMETKNOBL	Bright Pewter Knob	SBMETKNOBL	Satin Brass Knob
<u>Ring Pulls</u>					
APRINGPULL	Antique Pewter Ring Pull	BPRINGPULL	Bright Pewter Ring Pull	SBRINGPULL	Satin Brass Ring Pull

COM Yardage Requirements-Fabric only

Please reference the COM Program Procedures at the front of the price book for any necessary information.

Item	Plain Railroad	Plain Up the Bolt	Small Stripe Railroad	Wide Stripes or Plaids	Center Match
2015-H153F	2.3	2.5	3.0	3.3	3.6
2015-H156F	2.3	2.5	3.0	3.3	3.6
2015-H163F	2.8	3.0	3.6	4.0	4.3
2015-H166F	2.8	3.0	3.6	4.0	4.3

Category: Bedroom	BenchMade Suite: 2019
--------------------------	------------------------------

Updated contemporary styling and modern elegance define the new BenchMade Midtown bedroom collection. Built by craftsmen in Bassett, VA from 100% solid Appalachian maple, the Midtown beds are available in high or low post configurations with an upholstered or wood panel headboard with metal accents in an antique bronze finish. Case pieces feature soft, self-closing drawer glides and are available in any of BenchMade's time honored finishes. Both nightstands can be ordered with a wireless charging station compatible with most smart phones.

Introduced: 12/1/2019 **Country of Origin:** Handcrafted in the USA

Wood species: Appalachian Red Leaf Maple

Item	Price	Description	Size	Wt.	Cu.Ft.
Midtown					
2019-0237	5339.00	Maple 6 Drawer Dresser 6 Drawers, Ships with tip safety restraint kit	64Wx19Dx36H	239	32.5
2019-0251	5339.00	Maple Chest 5 Drawers, Ships with tip safety restraint kit	40Wx19Dx56H	246	23.3
2019-0270Z	2809.00	Maple Nightstand 2 Drawers, Ships with tip safety restraint kit	32Wx19Dx26.75H	80	11.9
2019-0270AZ	2939.00	Maple Nightstand w/Charger 2 Drawers, Wireless and USB combo charging dock(3 USB charging ports), Wire management Ships with tip safety restraint kit	32Wx19Dx26.75H	81	11.9
2019-0271Z	2139.00	Maple Bedside Table 1 Drawer, 1 Fixed bottom wood shelf, Ships with tip safety restraint kit	26Wx19Dx26.75H	59	8.86
2019-0271AZ	2269.00	Maple Bedside Table w/Charger 1 Drawer, 1 Fixed bottom wood shelf, Wireless and USB combo charging dock(3 USB charging ports) Wire management, Ships with tip safety restraint kit	26Wx19Dx26.75H	60	8.86

Ordering Options	2019-0237, 0251	2019-0270Z, 0270AZ	2019-0271Z, 0271AZ
FINISH			
HARDWARE			

****Beds****

Wood Panel Beds

Headboard can be used as stand alone with a bed frame

	3759.00	Complete Queen Maple Panel Bed	63Wx88Dx55H		
2019-H159L	2209.00	Maple Panel Headboard Queen	63Wx3Dx55H		
2019-F159L	1050.00	Maple Panel Footboard Queen	63Wx3Dx19H		
2019-R159	500.00	Maple Wood Rails Queen	82Wx2Dx8H	57	2.71
	4139.00	Complete King Maple Panel Bed	79Wx88Dx55H		
2019-H169L	2469.00	Maple Panel Headboard King	79Wx3Dx55H		
2019-F169L	1110.00	Maple Panel Footboard King	79Wx3Dx19H		
2019-R169	560.00	Maple Wood Rails King	82Wx2Dx8H	59	2.71
	4139.00	Complete Cal King Maple Panel Bed	75Wx92Dx55H		
2019-H179L	2469.00	Maple Panel Headboard Cal King	75Wx3Dx55H		
2019-F179L	1110.00	Maple Panel Footboard Cal King	75Wx3Dx19H		
2019-R179	560.00	Maple Wood Rails Cal King	86Wx2Dx8H		

Ordering Options	2019-H159L, H169L, H179L	2019-F159L, F169L, F179L	2019-R159, R169, R179
FINISH			

****See following pages for Wood Poster Beds****

Category: Bedroom	BenchMade Suite: 2019
--------------------------	------------------------------

Item	Price	Description	Size	Wt.	Cu.Ft.
Wood Poster Beds					
Headboard can be used as stand alone with a bed frame					
4019.00 Complete Queen Maple Poster Bed 63Wx88Dx86H					
2019-H159H	2209.00	Maple Poster Headboard Queen	63Wx3Dx86H		
2019-F159H	1310.00	Maple Poster Footboard Queen	63Wx3Dx86H	58	3.31
2019-R159	500.00	Maple Wood Rails Queen	82Wx2Dx8H	57	2.71
4409.00 Complete King Maple Poster Bed 79Wx88Dx86H					
2019-H169H	2469.00	Maple Poster Headboard King	79Wx3Dx86H		
2019-F169H	1380.00	Maple Poster Footboard King	79Wx3Dx86H	60	3.31
2019-R169	560.00	Maple Wood Rails King	82Wx2Dx8H	59	2.71
4409.00 Complete Cal King Maple Poster Bed 75Wx92Dx86H					
2019-H179H	2469.00	Maple Poster Headboard Cal King	75Wx3Dx86H		
2019-F179H	1380.00	Maple Poster Footboard Cal King	75Wx3Dx86H		
2019-R179	560.00	Maple Wood Rails Cal King	86Wx2Dx8H		

Ordering Options	2019-H159H, H169H, H179H	2019-F159H, F169H, F179H	2019-R159, R169, R179
FINISH			

2019-C159	1270.00	Queen Canopy	62Wx87Dx2H	28	2.16
2019-C169	1410.00	King Canopy	78Wx87Dx2H	38	2.16
2019-C179	1410.00	Cal King Canopy	74Wx91Dx2H		

► There are no ordering options for the canopies, they are stocked items only

Upholstered Panel Beds

Headboard can be used as stand alone with a bed frame

Complete Queen Upholstered Maple Panel Bed					
63Wx88Dx55H					
	4159.00	Grade 21	4689.00	Grade 29	
	4219.00	Grade 22	4759.00	Grade 30	
	4289.00	Grade 23	4819.00	Grade 31	
	4359.00	Grade 24	4889.00	Grade 32	
	4419.00	Grade 25	4959.00	Grade 33	
	4489.00	Grade 26	5019.00	Grade 34	
	4559.00	Grade 27	5089.00	Grade 35	
	4619.00	Grade 28			
2019-H153FL		Upholstered Maple Panel Headboard Queen		63Wx3Dx55H	
	2609.00	Grade 21	3139.00	Grade 29	
	2669.00	Grade 22	3209.00	Grade 30	
	2739.00	Grade 23	3269.00	Grade 31	
	2809.00	Grade 24	3339.00	Grade 32	
	2869.00	Grade 25	3409.00	Grade 33	
	2939.00	Grade 26	3469.00	Grade 34	
	3009.00	Grade 27	3539.00	Grade 35	
	3069.00	Grade 28			
2019-F159L	1050.00	Maple Panel Footboard Queen		63Wx3Dx19H	
2019-R159	500.00	Maple Wood Rails Queen		82Wx2Dx8H	57 2.71

Ordering Options	2019-H153FL	2019-F159L	2019-R159
FABRIC			
TUFTED			
• NO	—		
• YES (tufted)	\$230		
FINISH			

► If Tufted is equal to YES then an A & B code fabric must be selected

****See following page for additional sizes****

Category: Bedroom	BenchMade Suite: 2019
--------------------------	------------------------------

Item	Price	Description	Size	Wt.	Cu.Ft.
Complete King Upholstered Maple Panel Bed			79Wx88Dx55H		
	4539.00	Grade 21			
	4609.00	Grade 22			
	4679.00	Grade 23			
	4739.00	Grade 24			
	4809.00	Grade 25			
	4879.00	Grade 26			
	4939.00	Grade 27			
	5009.00	Grade 28			
	5079.00	Grade 29			
	5139.00	Grade 30			
	5209.00	Grade 31			
	5279.00	Grade 32			
	5339.00	Grade 33			
	5409.00	Grade 34			
	5479.00	Grade 35			
2019-H163FL		Upholstered Panel Maple Headboard King	79Wx3Dx55H		
	2869.00	Grade 21			
	2939.00	Grade 22			
	3009.00	Grade 23			
	3069.00	Grade 24			
	3139.00	Grade 25			
	3209.00	Grade 26			
	3269.00	Grade 27			
	3339.00	Grade 28			
	3409.00	Grade 29			
	3469.00	Grade 30			
	3539.00	Grade 31			
	3609.00	Grade 32			
	3669.00	Grade 33			
	3739.00	Grade 34			
	3809.00	Grade 35			
2019-F169L	1110.00	Maple Panel Footboard King	79Wx3Dx19H		
2019-R169	560.00	Maple Wood Rails King	82Wx2Dx8H	59	2.71

Ordering Options	2019-H163FL	2019-F169L	2019-R169
FABRIC			
TUFTED			
• NO	—		
• YES (tufted)	\$230		
FINISH			

► If Tufted is equal to YES then an A & B code fabric must be selected

Complete Cal King Upholstered Maple Panel Bed			75Wx92Dx55H		
	4539.00	Grade 21			
	4609.00	Grade 22			
	4679.00	Grade 23			
	4739.00	Grade 24			
	4809.00	Grade 25			
	4879.00	Grade 26			
	4939.00	Grade 27			
	5009.00	Grade 28			
	5079.00	Grade 29			
	5139.00	Grade 30			
	5209.00	Grade 31			
	5279.00	Grade 32			
	5339.00	Grade 33			
	5409.00	Grade 34			
	5479.00	Grade 35			
2019-H173FL		Upholstered Maple Panel Headboard Cal King	75Wx3Dx55H		
	2869.00	Grade 21			
	2939.00	Grade 22			
	3009.00	Grade 23			
	3069.00	Grade 24			
	3139.00	Grade 25			
	3209.00	Grade 26			
	3269.00	Grade 27			
	3339.00	Grade 28			
	3409.00	Grade 29			
	3469.00	Grade 30			
	3539.00	Grade 31			
	3609.00	Grade 32			
	3669.00	Grade 33			
	3739.00	Grade 34			
	3809.00	Grade 35			
2019-F179L	1110.00	Maple Panel Footboard Cal King	75Wx3Dx19H		
2019-R179	560.00	Maple Wood Rails Cal King	86Wx2Dx8H		

Ordering Options	2019-H173FL	2019-F179L	2019-R179
FABRIC			
TUFTED			
• NO	—		
• YES (tufted)	\$230		
FINISH			

► If Tufted is equal to YES then an A & B code fabric must be selected

****See following page for Upholstered Poster Beds****

Category: Bedroom	BenchMade Suite: 2019
--------------------------	------------------------------

Item	Price	Description	Size	Wt.	Cu.Ft.
------	-------	-------------	------	-----	--------

Upholstered Poster Beds

Headboard can be used as stand alone with a bed frame

Complete Queen Upholstered Maple Poster Bed

63Wx88Dx86H

4549.00	Grade	21	5079.00	Grade	29
4619.00	Grade	22	5149.00	Grade	30
4679.00	Grade	23	5219.00	Grade	31
4749.00	Grade	24	5279.00	Grade	32
4819.00	Grade	25	5349.00	Grade	33
4879.00	Grade	26	5419.00	Grade	34
4949.00	Grade	27	5479.00	Grade	35
5019.00	Grade	28			

2019-H153FH		Upholstered Maple Poster Headboard Queen		63Wx3Dx86H	88	13.1
	2739.00	Grade 21	3269.00	Grade 29		
	2809.00	Grade 22	3339.00	Grade 30		
	2869.00	Grade 23	3409.00	Grade 31		
	2939.00	Grade 24	3469.00	Grade 32		
	3009.00	Grade 25	3539.00	Grade 33		
	3069.00	Grade 26	3609.00	Grade 34		
	3139.00	Grade 27	3669.00	Grade 35		
	3209.00	Grade 28				

2019-F159H	1310.00	Maple Poster Footboard Queen		63Wx3Dx86H	58	3.31
2019-R159	500.00	Maple Wood Rails Queen		82Wx2Dx8H	57	2.71

Ordering Options	2019-H153FH	2019-F159H	2019-R159
FABRIC			
TUFTED			
• NO	—		
• YES (tufted)	\$230		
FINISH			

► If Tufted is selected then an A & B code fabric must be selected

Complete King Upholstered Maple Poster Bed

79Wx88Dx86H

4949.00	Grade	21	5479.00	Grade	29
5009.00	Grade	22	5549.00	Grade	30
5079.00	Grade	23	5609.00	Grade	31
5149.00	Grade	24	5679.00	Grade	32
5209.00	Grade	25	5749.00	Grade	33
5279.00	Grade	26	5809.00	Grade	34
5349.00	Grade	27	5879.00	Grade	35
5409.00	Grade	28			

2019-H163FH		Upholstered Maple Poster Headboard King		79Wx3Dx86H	128	25.3
	3009.00	Grade 21	3539.00	Grade 29		
	3069.00	Grade 22	3609.00	Grade 30		
	3139.00	Grade 23	3669.00	Grade 31		
	3209.00	Grade 24	3739.00	Grade 32		
	3269.00	Grade 25	3809.00	Grade 33		
	3339.00	Grade 26	3869.00	Grade 34		
	3409.00	Grade 27	3939.00	Grade 35		
	3469.00	Grade 28				

2019-F169H	1380.00	Maple Poster Footboard King		79Wx3Dx86H	60	3.31
2019-R169	560.00	Maple Wood Rails King		82Wx2Dx8H	59	2.71

Ordering Options	2019-H163FH	2019-F169H	2019-R169
FABRIC			
TUFTED			
• NO	—		
• YES (tufted)	\$230		
FINISH			

► If Tufted is selected then an A & B code fabric must be selected

****See following page for additional sizes and finish options****

Category: **Bedroom** **BenchMade Suite: 2019**

Item	Price	Description	Size	Wt.	Cu.Ft.
Complete Cal King Upholstered Maple Poster Bed			75Wx92Dx86H		
	4949.00	Grade 21	5479.00	Grade 29	
	5009.00	Grade 22	5549.00	Grade 30	
	5079.00	Grade 23	5609.00	Grade 31	
	5149.00	Grade 24	5679.00	Grade 32	
	5209.00	Grade 25	5749.00	Grade 33	
	5279.00	Grade 26	5809.00	Grade 34	
	5349.00	Grade 27	5879.00	Grade 35	
	5409.00	Grade 28			
2019-H173FH		Upholstered Maple Poster Headboard Cal King	75Wx3Dx86H		
	3009.00	Grade 21	3539.00	Grade 29	
	3069.00	Grade 22	3609.00	Grade 30	
	3139.00	Grade 23	3669.00	Grade 31	
	3209.00	Grade 24	3739.00	Grade 32	
	3269.00	Grade 25	3809.00	Grade 33	
	3339.00	Grade 26	3869.00	Grade 34	
	3409.00	Grade 27	3939.00	Grade 35	
	3469.00	Grade 28			
2019-F179H	1380.00	Maple Poster Footboard Cal King	75Wx3Dx86H		
2019-R179	560.00	Maple Wood Rails Cal King	86Wx2Dx8H		

Ordering Options	2019-H173FH	2019-F179H	2019-R179
FABRIC			
TUFTED			
• NO	—		
• YES (tufted)	\$230		
FINISH			

► If Tufted is selected then an A & B code fabric must be selected

2019-C159	1270.00	Queen Canopy	62Wx87Dx2H	28	2.16
2019-C169	1410.00	King Canopy	78Wx87Dx2H	38	2.16
2019-C179	1410.00	Cal King Canopy	74Wx91Dx2H		

► There are no ordering options for the canopies, they are stocked items only

Choices of FINISH/HARDWARE					
ALPINE	Alpine Maple	AUBURN	Auburn Maple	DKCHESTNUT	Dark Chestnut Maple
GREYLAN	GreyLAN Maple	PKAVENUE	Park Avenue Maple	SANDSTONE	Sandstone Maple

****Metal Finish Options for hardware(in addition to colors listed above)****

APBAILPULL	Antique Pewter Bail Pull	BPBAILPULL	Bright Pewter Bail Pull	SBBAILPULL	Satin Brass Bail Pull
APBARPULL	Antique Pewter Bar Pull	BPBARPULL	Bright Pewter Bar Pull	SBBARPULL	Satin Brass Bar Pull
APMETKNOBL	Antique Pewter Knob	BPMETKNOBL	Bright Pewter Knob	SBMETKNOBL	Satin Brass Knob
APRINGPULL	Antique Pewter Ring Pull	BPRINGPULL	Bright Pewter Ring Pull	SBRINGPULL	Satin Brass Ring Pull

COM Yardage Requirements-Fabric only

Please reference the COM Program Procedures at the front of the price book for any necessary information.

Item	Plain Railroad	Plain Up the Bolt	Small Stripe Railroad	Wide Stripes or Plaids	Center Match
2019-H153F_	2.0	2.5	3.0	3.5	4.0
2019-H163F_	2.5	3.5	4.5	5.0	5.5
2019-H173F_	2.5	3.0	4.0	4.5	5.0

► If Tufted is selected then fabric must be a Plain Railroad or Plain Up The Bolt

Category: Dining Room	BenchMade
Suite: 4021, 4022, 4121, 4122, 4126, 4226, 4521	

Bassett's BenchMade Dining celebrates the natural beauty of Appalachian hardwoods and showcases the craftsmanship of our American artisans. Each piece is made to order in Virginia, with Red Leaf Maple or White Oak harvested from the Appalachian region. The distinctive grain patterns and character markings in the wood are captured and highlighted in the multi-step finishes. Select items include globally sourced metal bases and blue stone tops, for added textural interest. A range of styles, shapes and sizes, for both tables and seating selections, make BenchMade a welcomed addition in any home, from casual contemporary to relaxed traditional, and everything in between. Blue Stone tops are sealed.

Introduced: 12/1/2020 **Country of Origin:** Handcrafted in the USA(4021, 4022, 4121, 4122 only)
 Vietnam(4521 all items except 48BS and 54BS)
 China(4521-48BS and 54BS)

Wood species: Appalachian Red Leaf Maple solids(4021)
 Appalachian Red Leaf Maple veneer tops; Appalachian Red Leaf Maple solid legs(4022)
 Appalachian White Oak solids(4121)
 Appalachian White Oak veneer tops; Appalachian White Oak solid legs(4122)
 Asian hardwoods(4521-TB04)

Item	Price	Description	Size	Wt.	Cu.Ft.
Huntboards and Sideboards					
Fairfax					
4021-0352	5069.00	Maple Sideboard	76Wx17Dx35H	225	35.4
4121-0352	5609.00	Oak Sideboard 2 Glass doors, 2 Adjustable wood shelves, Wire management 3 Soft close drawers	76Wx17Dx35H	275	35.4

Ordering Options	4_21-0352
FINISH	
HARDWARE	
• BRASSBP(Brass Bar Pull)	—
• PEWTERBP(Antique Pewter Bar Pull)	—
• Cast & Forge Hardware - Tier 1	\$150
• Cast & Forge Hardware - Tier 2	\$270

CAST & FORGE HARDWARE - TIER 1		NEW	
CF19BBBP10	#19 10" Bar Pull Burnished Brass	CF47BBLP10	#47 10" Lucite Bar Pull Burnished Brass
CF19PBBP10	#19 10" Bar Pull Polished Brass	CF47PBLP10	#47 10" Lucite Bar Pull Polished Brass
CF19PNBP10	#19 10" Bar Pull Polished Nickel		

CAST & FORGE HARDWARE - TIER 2		NEW	
CF31BBBP10	#31 10" Bar Pull Burnished Brass		
CF31PBBP10	#31 10" Bar Pull Polished Brass		
CF31PNBP10	#31 10" Bar Pull Polished Nickel		

Category: Dining Room	BenchMade
Suite: 4021, 4022, 4121, 4122, 4126, 4226, 4521	

Hawkins

4021-0307	3339.00	Maple Two Door Huntboard	41Wx19Dx39H	110	23.9
4121-0307	3739.00	Oak Two Door Huntboard 2 Wood doors, 1 Adjustable wood shelf standard, Wire management Antique Pewter knobs, Ships with tip safety restraint kit	41Wx19Dx39H	140	23.9
4021-0308	4139.00	Maple Three Door Huntboard	60Wx19Dx39H	165	36.63
4121-0308	4539.00	Oak Three Door Huntboard 3 Wood doors, 2 Adjustable wood shelves standard, Wire management Antique Pewter knobs, Ships with tip safety restraint kit	60Wx19Dx39H	215	36.63
4021-0309	4669.00	Maple Four Door Huntboard	77Wx19Dx39H	223	45.79
4121-0309	5209.00	Oak Four Door Huntboard 4 Wood doors, 2 Adjustable wood shelves standard, Wire management Antique Pewter knobs, Ships with tip safety restraint kit	77Wx19Dx39H	273	45.79

Ordering Options	4_21-0307, 0308, 0309
TOP FINISH	
BASE FINISH	
HARDWARE	
<ul style="list-style-type: none"> • APMETKNOBL(Antique Pewter Metal Knob) • Cast & Forge Hardware - Tier 1 	<p>—</p> <p>\$120</p>

► Hinges will received the same finishing materials as the BASE FINISH. When the BASE FINISH is ordered in a painted finish, the paint will also be applied to the hinges.

CAST & FORGE HARDWARE - TIER 1	NEW
CF23DLTP #23 2" Dark Leather Wrap T-Pull	CF31BBKNOB #28 2.50" T Knob Burnished Brass
CF23LLTP #23 2" Light Leather Wrap T-Pull	CF36BBC #36 1.75" Classic Knob Burnished Brass
CF28BBSK #28 1.75" Square Knob Burnished Brass	CF36BBM #36 1.75" Modern Knob Burnished Brass

NEW - Available July 2023

Seneca

4226-0308	5739.00	Four Door Sideboard 4 Wood doors, 1 Adjustable wood shelf standard, Wire management 2 Adjustable shelves (one on each side). 1 Tray Drawer (behind LSF doors) Choice of Hardware, Ships with tip safety restraint kit	76Wx19.5Dx36.25H	145	40.8
-----------	---------	--	------------------	-----	------

Ordering Options	4226-0308
FINISH	
HARDWARE	
<ul style="list-style-type: none"> • CF19BBBBP10 (10" Burnished Brass Rd Bar Pul) • CF19PBBP10 (10" Polished Brass Rd Bar Pull) • CF19PNBP10 (10" Polish Nickel Rd Bar Pull) 	<p>—</p> <p>—</p> <p>—</p>

FINISH options	NEW
BLONDE	Natural Cherry
CURRANT	Dark Cherry
SEDONA	Medium Cherry

****See following pages for Ready To Ship items, Tables and Seating Options****

BenchMade

Category: Dining Room

Suite: 4021, 4022, 4121, 4122, 4126, 4226, 4521

NEW**BM Dining - Ready to Ship**

Tables	Price	Description	Size	Wt.	Cu.Ft.
4122-4060LF1SCV	2939.00	Amelia 60" Oak Rect Dining Table Finish: Top: Cumberland / Base: Vintage White 1 Leaf, 18W, Extends to 78, Seats up to 6	60Wx40Dx30H	187	18.8
4021-9042XLESGG	6409.00	Crossbuck 90" Maple Live Edge Dining Table Finish: Top: Greylan / Base: Greylan Seats up to 8.	90Wx42Dx30H	250	26.9
4022-4060LC1SGG	2539.00	Louisa 60" Maple Rect Dining Table Finish: Top: Greylan / Base: Greylan 1 Leaf, 18W, Extends to 78, Seats up to 6	60Wx40Dx30H	171	18.8

Marge Chair	Price	Description	Size	Wt.	Cu.Ft.
4021-0685PD58G	800.00	Marge Maple Upholstered Chair Greylan Chair Frame / 1580-58D (Sand) Seat Seat height 20.5"	20Wx26Dx42.5H	25	16.45
4021-0685PD1G	800.00	Marge Maple Upholstered Chair Graylan Chair Frame / 1580-1D (Cloud) Seat Seat height 20.5"	20Wx26Dx42.5H	25	16.45

Wood Chairs	Price	Description	Size	Wt.	Cu.Ft.
4021-1000BXSGG	970.00	Baxter Maple Arm Chair w/Wood Seat	24Wx24Dx37H	32	11.52
4021-2000BXSGG	835.00	Baxter Maple Side Chair w/Wood Seat Greylan Chair Frame / Greylan Seat Seat height 18"	19Wx24Dx37H	25	11.52
4121-2000HNSVV	900.00	Holden Oak Side Chair w/Wood Seat Vintage White Chair Frame / Vintage White Seat Seat height 18"	19Wx22Dx40.5H	30	11.52
4021-2000RLSGG	800.00	Rollins Maple Side Chair w/Wood Seat Greylan Chair Frame / Greylan Seat Seat height 18"	19Wx21Dx35.5H	25	11.52

Category: Dining Room	BenchMade
Suite: 4021, 4022, 4121, 4122, 4126, 4226, 4521	

Item	Price	Description	Size	Wt.	Cu.Ft.
------	-------	-------------	------	-----	--------

****Dining Tables****

Amelia(Rectangular) - Top Thickness 1"

4022-4060LF1	2669.00	60" Maple Rectangle Dining Table	60Wx40Dx30H	172	18.8
4122-4060LF1	2939.00	60" Oak Rectangle Dining Table 1 Leaf, 18W, Extends to 78, Seats up to 6 From floor to bottom of apron is 25 5/8". Space between legs is 50" without leaf, 68" with leaf	60Wx40Dx30H	187	18.8
4022-3660LF1	2479.00	60" Maple Rectangle Dining Table	60Wx36Dx30H	162	18.8
4122-3660LF1	2869.00	60" Oak Rectangle Dining Table 1 Leaf, 18W, Extends to 78, Seats up to 6 From floor to bottom of apron is 25 5/8". Space between legs is 50" without leaf, 68" with leaf	60Wx36Dx30H	177	18.8

Ordering Options	4_22-4060LF1
TOP FINISH	
LEG/APRON FINISH	

► Farmhouse White and Lampblack are not available on Dining Table Tops

4022-4060LF2	2939.00	60" Maple Rectangle Dining Table	60Wx40Dx30H	192	18.8
4122-4060LF2	3209.00	60" Oak Rectangle Dining Table 2 Leaves, 18W, Extends to 96, Seats up to 8 From floor to bottom of apron is 25 5/8". Space between legs is 50" without leaf, 86" with 2 leaves	60Wx40Dx30H	204	18.8
4022-3660LF2	2679.00	60" Maple Rectangle Dining Table	60Wx36Dx30H	162	18.8
4122-3660LF2	2939.00	60" Oak Rectangle Dining Table 2 Leaf, 18W, Extends to 96, Seats up to 8 From floor to bottom of apron is 25 5/8". Space between legs is 50" without leaf, 86" with 2 leaves	60Wx36Dx30H	192	18.8

Ordering Options	4_22-4060LF2
TOP FINISH	
LEG/APRON FINISH	

► Farmhouse White and Lampblack are not available on Dining Table Tops

BenchMade

Category: Dining Room

Suite: 4021, 4022, 4121, 4122, 4126, 4226, 4521

Item	Price	Description	Size	Wt.	Cu.Ft.
Astor(Rectangular - Straight Edge) - Top Thickness 1 3/4"					
	5679.00	Complete 90" Maple Dining Table	90Wx42Dx30H		
	6349.00	Complete 90" Oak Dining Table	90Wx42Dx30H		
		Select a Maple or Oak Top and Champagne Brass or Stainless Steel Base			
		Seats up to 6. From floor to bottom of top is 27 3/4H.			
4021-T9042	3939.00	90" Maple Table Top	<i>or</i> 90Wx42Dx1.75H	70	10.01
4121-T9042	4609.00	90" Oak Table Top	90Wx42Dx1.75H	110	10.01
4521-TB90B	1740.00	Champagne Brass Table Base	<i>or</i> 23Wx65Dx28H	72	18.38
4521-TB90S	1740.00	Stainless Steel Table Base	23Wx65Dx28H	72	18.38
	6339.00	Complete 108" Maple Dining Table	108Wx42Dx30H		
	7139.00	Complete 108" Oak Dining Table	108Wx42Dx30H		
		Select a Maple or Oak Top and Champagne Brass or Stainless Steel Base			
		Seats up to 8. From floor to bottom of top is 27 3/4H.			
4021-T0842	4469.00	108" Maple Table Top	<i>or</i> 108Wx42Dx1.75H	80	11.93
4121-T0842	5269.00	108" Oak Table Top	108Wx42Dx1.75H	130	11.93
4521-TB08B	1870.00	Champagne Brass Table Base	<i>or</i> 23Wx83Dx28H	78	19.03
4521-TB08S	1870.00	Stainless Steel Table Base	23Wx83Dx28H	78	19.03

Ordering Options

4_21-T9042, T0842

TOP FINISH

- ▶ Farmhouse White and Lampblack are not available on Dining Table Tops
- ▶ There are no ordering options for the table bases, they are stocked items only

Astor(Rectangular - Live Edge) - Top Thickness 1 3/4"

Each top will have its own unique shape, curvature, and variation(widths can vary from 38" - 42")

	7009.00	Complete 90" Live Edge Maple Dining Table	90Wx42Dx30H		
	8349.00	Complete 90" Live Edge Oak Dining Table	90Wx42Dx30H		
		Select a Maple or Oak Top and Champagne Brass or Stainless Steel Base			
		Seats up to 6. From floor to bottom of top is 27 3/4H.			
4021-T9042LE	5269.00	90" Maple Live Edge Table Top	<i>or</i> 90Wx42Dx1.75H	70	10.01
4121-T9042LE	6609.00	90" Oak Live Edge Table Top	90Wx42Dx1.75H	110	10.01
4521-TB90B	1740.00	Champagne Brass Table Base	<i>or</i> 23Wx65Dx28H	72	18.38
4521-TB90S	1740.00	Stainless Steel Table Base	23Wx65Dx28H	72	18.38
	7539.00	Complete 108" Live Edge Maple Dining Table	108Wx42Dx30H		
	9279.00	Complete 108" Live Edge Oak Dining Table	108Wx42Dx30H		
		Select a Maple or Oak Top and Champagne Brass or Stainless Steel Base			
		Seats up to 8. From floor to bottom of top is 27 3/4H.			
4021-T0842LE	5669.00	108" Maple Live Edge Table Top	<i>or</i> 108Wx42Dx1.75H	80	11.93
4121-T0842LE	7409.00	108" Oak Live Edge Table Top	108Wx42Dx1.75H	130	11.93
4521-TB08B	1870.00	Champagne Brass Table Base	<i>or</i> 23Wx83Dx28H	78	19.03
4521-TB08S	1870.00	Stainless Steel Table Base	23Wx83Dx28H	78	19.03

Ordering Options

4_21-T9042LE, T0842LE

TOP FINISH

- ▶ Farmhouse White and Lampblack are not available on Dining Table Tops
- ▶ There are no ordering options for the table bases, they are stocked items only

BenchMade

Category: Dining Room

Suite: 4021, 4022, 4121, 4122, 4126, 4226, 4521

Item	Price	Description	Size	Wt.	Cu.Ft.
Astor(Round - Wood Top) - Top Thickness 1 1/4"					
	2869.00	Complete 48" Maple Dining Table	48Wx48Dx30H		
	3139.00	Complete 48" Oak Dining Table	48Wx48Dx30H		
		Select a Maple or Oak Top and Champagne Brass or Stainless Steel Base			
		Seats up to 4. From floor to bottom of top is 29H.			
4021-4848	2069.00	48" Maple Round Dining Top	<i>or</i> 48Wx48Dx1.25H	70	6.26
4121-4848	2339.00	48" Oak Round Dining Top	48Wx48Dx1.25H	80	6.26
4521-TB26B	800.00	Champagne Brass Round Table Base	<i>or</i> 28Wx28Dx29H	50.6	17.23
4521-TB26S	800.00	Stainless Steel Round Table Base	28Wx28Dx29H	50.6	17.23
	3009.00	Complete 54" Maple Dining Table	54Wx54Dx30H		
	3669.00	Complete 54" Oak Dining Table	54Wx54Dx30H		
		Select a Maple or Oak Top and Champagne Brass or Stainless Steel Base			
		Seats up to 4. From floor to bottom of top is 29H.			
4021-5454	2209.00	54" Maple Round Dining Top	<i>or</i> 54Wx54Dx1.25H	80	7.79
4121-5454	2869.00	54" Oak Round Dining Top	54Wx54Dx1.25H	90	7.79
4521-TB26B	800.00	Champagne Brass Round Table Base	<i>or</i> 28Wx28Dx29H	50.6	17.23
4521-TB26S	800.00	Stainless Steel Round Table Base	28Wx28Dx29H	50.6	17.23
	3269.00	Complete 60" Maple Dining Table	60Wx60Dx30H		
	4069.00	Complete 60" Oak Dining Table	60Wx60Dx30H		
		Select a Maple or Oak Top and Champagne Brass or Stainless Steel Base			
		Seats up to 6. From floor to bottom of top is 29H.			
4021-6060	2469.00	60" Maple Round Dining Top	<i>or</i> 60Wx60Dx1.25H	90	9.48
4121-6060	3269.00	60" Oak Round Dining Top	60Wx60Dx1.25H	100	9.48
4521-TB26B	800.00	Champagne Brass Round Table Base	<i>or</i> 28Wx28Dx29H	50.6	17.23
4521-TB26S	800.00	Stainless Steel Round Table Base	28Wx28Dx29H	50.6	17.23

Ordering Options

4_21-4848, 5454, 6060

TOP FINISH

- ▶ Farmhouse White and Lampblack are not available on Dining Table Tops
- ▶ There are no ordering options for the table bases, they are stocked items only

Astor(Round - Blue Stone Top) - Top Thickness 1 1/4"

	3009.00	Complete 48" Blue Stone Dining Table	48Wx48Dx30H		
		Select the table top and a Champagne Brass or Stainless Steel Base			
		Seats up to 4. From floor to bottom of top is 29H.			
4521-48BS	2209.00	48" Round Top	48Wx48Dx1.25H	255	10.41
4521-TB26B	800.00	Champagne Brass Round Table Base	<i>or</i> 28Wx28Dx29H	50.6	17.23
4521-TB26S	800.00	Stainless Steel Round Table Base	28Wx28Dx29H	50.6	17.23
	3139.00	Complete 54" Blue Stone Dining Table	54Wx54Dx30H		
		Select the table top and a Champagne Brass or Stainless Steel Base			
		Seats up to 4. From floor to bottom of top is 29H.			
4521-54BS	2339.00	54" Round Top	54Wx54Dx1.25H	330	12.71
4521-TB26B	800.00	Champagne Brass Round Table Base	<i>or</i> 28Wx28Dx29H	50.6	17.23
4521-TB26S	800.00	Stainless Steel Round Table Base	28Wx28Dx29H	50.6	17.23

- ▶ There are no ordering options for the table tops or table bases, they are stocked items only

BenchMade

Category: Dining Room

Suite: 4021, 4022, 4121, 4122, 4126, 4226, 4521

Item	Price	Description	Size	Wt.	Cu.Ft.
Atlas(Round - Wood Top) - Top Thickness 1 1/4"					
	2939.00	Complete 48" Maple Dining Table	48Wx48Dx30H		
	3209.00	Complete 48" Oak Dining Table Select a Maple or Oak Top and the table base Seats up to 4. From floor to bottom of top is 29H.	48Wx48Dx30H		
4021-4848	2069.00	48" Maple Round Dining Top	<i>or</i> 48Wx48Dx1.25H	70	6.26
4121-4848	2339.00	48" Oak Round Dining Top	48Wx48Dx1.25H	80	6.26
4521-TB07	870.00	Metal Dining Base	26Wx26Dx29H	88	17.26
	3079.00	Complete 54" Maple Dining Table	54Wx54Dx30H		
	3739.00	Complete 54" Oak Dining Table Select a Maple or Oak Top and the table base Seats up to 4. From floor to bottom of top is 29H.	54Wx54Dx30H		
4021-5454	2209.00	54" Maple Round Dining Top	<i>or</i> 54Wx54Dx1.25H	80	7.79
4121-5454	2869.00	54" Oak Round Dining Top	54Wx54Dx1.25H	90	7.79
4521-TB07	870.00	Metal Dining Base	26Wx26Dx29H	88	17.26
	3339.00	Complete 60" Maple Dining Table	60Wx60Dx30H		
	4139.00	Complete 60" Oak Dining Table Select a Maple or Oak Top and the table base Seats up to 6. From floor to bottom of top is 29H.	60Wx60Dx30H		
4021-6060	2469.00	60" Maple Round Dining Top	<i>or</i> 60Wx60Dx1.25H	90	9.48
4121-6060	3269.00	60" Oak Round Dining Top	60Wx60Dx1.25H	100	9.48
4521-TB07	870.00	Metal Dining Base	26Wx26Dx29H	88	17.26

Ordering Options

4_21-4848, 5454, 6060

TOP FINISH

- ▶ Farmhouse White and Lampblack are not available on Dining Table Tops
- ▶ There are no ordering options for the table bases, they are stocked items only

Atlas(Round - Blue Stone Top) - Top Thickness 1 1/4"

	3079.00	Complete 48" Blue Stone Dining Table	48Wx48Dx30H		
		Seats up to 4. From floor to bottom of top is 29H.			
4521-48BS	2209.00	48" Round Top	48Wx48Dx1.25H	255	10.41
4521-TB07	870.00	Metal Dining Base	26Wx26Dx29H	88	17.26
	3209.00	Complete 54" Blue Stone Dining Table	54Wx54Dx30H		
		Seats up to 4. From floor to bottom of top is 29H.			
4521-54BS	2339.00	54" Round Top	54Wx54Dx1.25H	330	12.71
4521-TB07	870.00	Metal Dining Base	26Wx26Dx29H	88	17.26

- ▶ There are no ordering options for the table tops or table bases, they are stocked items only

Category: Dining Room	BenchMade
Suite: 4021, 4022, 4121, 4122, 4126, 4226, 4521	

Item	Price	Description	Size	Wt.	Cu.Ft.
Conroy(Rectangular - Standard Height) - Top Thickness 1"					
4021-6040C	3209.00	60" Maple Rectangle Dining Table	60Wx40Dx30H	109	17.52
4121-6040C	3469.00	60" Oak Rectangle Dining Table	60Wx40Dx30H	133	17.52
Seats up to 6. From floor to bottom of apron is 25 3/4". Space between legs is 50 1/2"					
4021-7840C	3739.00	78" Maple Rectangle Dining Table	78Wx40Dx30H	125	22.45
4121-7840C	4139.00	78" Oak Rectangle Dining Table	78Wx40Dx30H	153	22.45
Seats up to 6. From floor to bottom of apron is 25 3/4". Space between legs is 68 1/2"					
4021-9640C	4139.00	96" Maple Rectangle Dining Table	96Wx40Dx30H	141	27.37
4121-9640C	4669.00	96" Oak Rectangle Dining Table	96Wx40Dx30H	173	27.37
Seats up to 8. From floor to bottom of apron is 25 3/4". Space between legs is 86 1/2"					

Ordering Options	4_21-6040C, 7840C, 9640C
TOP FINISH	
LEG/APRON FINISH	

▶ Farmhouse White and Lampblack are not available on Dining Table Tops

Conroy(Rectangular - Counter Height) - Top Thickness 1"					
4021-6040CC	3339.00	60" Maple Rectangle Counter Table	60Wx40Dx36H	115	17.52
4121-6040CC	3609.00	60" Oak Rectangle Counter Table	60Wx40Dx36H	139	17.52
Seats up to 6. From floor to bottom of apron is 32 1/4". Space between legs is 50 1/2"					
4021-7840CC	3869.00	78" Maple Rectangle Counter Table	78Wx40Dx36H	130	22.45
4121-7840CC	4269.00	78" Oak Rectangle Counter Table	78Wx40Dx36H	159	22.45
Seats up to 6. From floor to bottom of apron is 32 1/4". Space between legs is 68 1/2"					
4021-9640CC	4269.00	96" Maple Rectangle Counter Table	96Wx40Dx36H	146	27.37
4121-9640CC	4809.00	96" Oak Rectangle Counter Table	96Wx40Dx36H	179	27.37
Seats up to 8. From floor to bottom of apron is 32 1/4". Space between legs is 86 1/2"					

Ordering Options	4_21-6040CC, 7840CC, 9640CC
TOP FINISH	
LEG/APRON FINISH	

▶ Farmhouse White and Lampblack are not available on Dining Table Tops

Category: Dining Room	BenchMade
Suite: 4021, 4022, 4121, 4122, 4126, 4226, 4521	

Item	Price	Description	Size	Wt.	Cu.Ft.
------	-------	-------------	------	-----	--------

Crossbuck(Rectangular - Straight Edge) - Top Thickness 1 3/4"

4021-7242X	4809.00	72" Maple Dining Table	72Wx42Dx30H	218	21.75
4121-7242X	6009.00	72" Oak Dining Table	72Wx42Dx30H	296	21.75
Seats up to 6. From floor to bottom of apron is 28". Space between base ends is 39"					
4021-9042X	5069.00	90" Maple Dining Table	90Wx42Dx30H	250	26.9
4121-9042X	6539.00	90" Oak Dining Table	90Wx42Dx30H	341	26.9
Seats up to 8. From floor to bottom of apron is 28". Space between base ends is 61"					
4021-0842X	5339.00	108" Maple Dining Table	108Wx72Dx30H	266	32.05
4121-0842X	7469.00	108" Oak Dining Table	108Wx42Dx30H	364	32.05
Seats up to 10. From floor to bottom of apron is 28". Space between base ends is 75"					
4021-2642X	5739.00	126" Maple Dining Table	126Wx42Dx30H	288	37.2
4121-2642X	8009.00	126" Oak Dining Table	126Wx42Dx30H	394	37.2
Seats up to 12. From floor to bottom of apron is 28". Space between base ends is 93"					

Ordering Options	4_21-7242X, 9042X, 0842X, 2642X
TOP FINISH	
BASE FINISH	

► Farmhouse White and Lampblack are not available on Dining Table Tops

Crossbuck(Rectangular - Live Edge) - Top Thickness 1 3/4"

Each top will have its own unique shape, curvature, and variation(widths can vary from 38" - 42")

4021-7242XLE	5469.00	72" Maple Live Edge Dining Table	72Wx42Dx30H	218	21.75
4121-7242XLE	7739.00	72" Oak Live Edge Dining Table	72Wx42Dx30H	296	21.75
Seats up to 6. From floor to bottom of apron is 28". Space between base ends is 39"					
4021-9042XLE	6409.00	90" Maple Live Edge Dining Table	90Wx42Dx30H	250	26.9
4121-9042XLE	8669.00	90" Oak Live Edge Dining Table	90Wx42Dx30H	341	26.9
Seats up to 8. From floor to bottom of apron is 28". Space between base ends is 61"					
4021-0842XLE	7209.00	108" Maple Live Edge Dining Table	108Wx42Dx30H	266	32.05
4121-0842XLE	9609.00	108" Oak Live Edge Dining Table	108Wx42Dx30H	364	32.05
Seats up to 10. From floor to bottom of apron is 28". Space between base ends is 75"					
4021-2642XLE	7869.00	126" Maple Live Edge Dining Table	126Wx42Dx30H	288	37.2
4121-2642XLE	10669.00	126" Oak Live Edge Dining Table	126Wx42Dx30H	394	37.2
Seats up to 12. From floor to bottom of apron is 28". Space between base ends is 93"					

Ordering Options	4_21-7242XLE, 9042XLE, 0842XLE, 2642XLE
TOP FINISH	
BASE FINISH	

► Farmhouse White and Lampblack are not available on Dining Table Tops

NEW - Available July 2023	BenchMade
Category: Dining Room	Suite: 4021, 4022, 4121, 4122, 4126, 4226, 4521

Drawing elements from Scandinavian design, the Dresden dining tables feature rounded edges and clean lines for a relaxed and casual feel. Crafted from solid Appalachian Cherry, the warmth and natural beauty of the wood compliment the modern design creating a perfect blend of style and function.

Introduced: 4/1/2023 **Country of Origin:** USA

Item	Price	Description	Size	Wt.	Cu.Ft.
Dresden (Rectangular)					
4226-9042	5339.00	90" Cherry Rectangle Dining Table Seats up to 8. From floor to bottom of top is 28". Space between base ends is 58.5".	90Wx42Dx30H	219	26.9
4226-0842	5739.00	108" Cherry Rectangle Dining Table Seats up to 10. From floor to bottom of top is 28". Space between pedestals is 76.5".	108Wx42Dx30H	325	32.05

Dresden (Round)					
4226-4848	4809.00	48" Cherry Round Dining Table Seats up to 4.	48Wx48Dx30H	139	21.75
4226-5454	5139.00	54" Cherry Round Dining Table Seats up to 4.	54Wx54Dx30H	164	23.15

Ordering Options	4226-9042, 0842	4226-4848, 5454
FINISH		

<i>FINISH options</i>	NEW
BLONDE	Natural Cherry
CURRANT	Dark Cherry
SEDONA	Medium Cherry

Category: Dining Room	BenchMade
Suite: 4021, 4022, 4121, 4122, 4126, 4226, 4521	

Item	Price	Description	Size	Wt.	Cu.Ft.
------	-------	-------------	------	-----	--------

Farmhouse(Rectangular - Straight Edge) - Top Thickness 1 3/4"

4021-4272	4809.00	72" Maple Leg Dining Table	72Wx42Dx30H	218	21.75
4121-4272	6009.00	72" Oak Leg Dining Table Seats up to 6. From floor to bottom of apron is 25". Space between legs is 56"	72Wx42Dx30H	296	21.75
4021-4290	5069.00	90" Maple Leg Dining Table	90Wx42Dx30H	250	26.9
4121-4290	6539.00	90" Oak Leg Dining Table Seats up to 8. From floor to bottom of apron is 25". Space between legs is 74"	90Wx42Dx30H	341	26.9
4021-4208	5339.00	108" Maple Leg Dining Table	108Wx42Dx30H	266	32.05
4121-4208	7469.00	108" Oak Leg Dining Table Seats up to 10. From floor to bottom of apron is 25". Space between legs is 92"	108Wx42Dx30H	364	32.05
4021-4226	5739.00	126" Maple Leg Dining Table	126Wx42Dx30H	288	37.2
4121-4226	8009.00	126" Oak Leg Dining Table Seats up to 12. From floor to bottom of apron is 25". Space between legs is 110"	126Wx42Dx30H	394	37.2

Ordering Options	4_21-4272, 4290, 4208, 4226
TOP FINISH	
LEG/APRON FINISH	

► Farmhouse White and Lampblack are not available on Dining Table Tops

Farmhouse(Rectangular - Live Edge) - Top Thickness 1 3/4"

Each top will have its own unique shape, curvature, and variation(widths can vary from 38" - 42")

4021-4272LE	5469.00	72" Maple Live Edge Leg Dining Table	72Wx42Dx30H	218	21.75
4121-4272LE	7739.00	72" Oak Live Edge Leg Dining Table Seats up to 6. From floor to bottom of apron is 25". Space between legs is 56"	72Wx42Dx30H	296	21.75
4021-4290LE	6409.00	90" Maple Live Edge Leg Dining Table	90Wx42Dx30H	250	26.9
4121-4290LE	8669.00	90" Oak Live Edge Leg Dining Table Seats up to 8. From floor to bottom of apron is 25". Space between legs is 74"	90Wx42Dx30H	341	26.9
4021-4208LE	7209.00	108" Maple Live Edge Leg Dining Table	108Wx42Dx30H	266	32.05
4121-4208LE	9609.00	108" Oak Live Edge Leg Dining Table Seats up to 10. From floor to bottom of apron is 25". Space between legs is 92"	108Wx42Dx30H	364	32.05
4021-4226LE	7869.00	126" Maple Live Edge Leg Dining Table	126Wx42Dx30H	288	37.2
4121-4226LE	10669.00	126" Oak Live Edge Leg Dining Table Seats up to 12. From floor to bottom of apron is 25". Space between legs is 110"	126Wx42Dx30H	394	37.2

Ordering Options	4_21-4272LE, 4290LE, 4208LE, 4226LE
TOP FINISH	
LEG/APRON FINISH	

► Farmhouse White and Lampblack are not available on Dining Table Tops

Category: Dining Room	BenchMade
Suite: 4021, 4022, 4121, 4122, 4126, 4226, 4521	

Item	Price	Description	Size	Wt.	Cu.Ft.
------	-------	-------------	------	-----	--------

Harvest(Rectangular - Straight Edge) - Top Thickness 1 3/4"

4021-7242H	5069.00	72" Maple Dining Table	72Wx42Dx30H	218	21.75
4121-7242H	7209.00	72" Oak Dining Table Seats up to 6. From floor to bottom of apron is 28". Space between base ends is 36 1/2"	72Wx42Dx30H	296	21.75
4021-9042H	5339.00	90" Maple Dining Table	90Wx42Dx30H	250	26.9
4121-9042H	7739.00	90" Oak Dining Table Seats up to 8. From floor to bottom of apron is 28". Space between base ends is 58 1/2"	90Wx42Dx30H	341	26.9
4021-0842H	5739.00	108" Maple Dining Table	108Wx42Dx30H	246	32.05
4121-0842H	8409.00	108" Oak Dining Table Seats up to 10. From floor to bottom of apron is 28". Space between base ends is 72 1/2"	108Wx42Dx30H	364	32.05
4021-2642H	6139.00	126" Maple Dining Table	126Wx42Dx30H	288	37.2
4121-2642H	9069.00	126" Oak Dining Table Seats up to 12. From floor to bottom of apron is 28". Space between base ends is 90 1/2"	126Wx42Dx30H	394	37.2

Ordering Options	4_21-7242H, 9042H, 0842H, 2642H
TOP FINISH	
BASE FINISH	

► Farmhouse White and Lampblack are not available on Dining Table Tops

Harvest(Rectangular - Live Edge) - Top Thickness 1 3/4"

Each top will have its own unique shape, curvature, and variation(widths can vary from 38" - 42")

4021-7242HLE	6009.00	72" Maple Live Edge Dining Table	72Wx42Dx30H	218	21.75
4121-7242HLE	8669.00	72" Oak Live Edge Dining Table Seats up to 6. From floor to bottom of apron is 28". Space between base ends is 36 1/2"	72Wx42Dx30H	296	21.75
4021-9042HLE	6669.00	90" Maple Live Edge Dining Table	90Wx42Dx30H	250	26.9
4121-9042HLE	9609.00	90" Oak Live Edge Dining Table Seats up to 8. From floor to bottom of apron is 28". Space between base ends is 58 1/2"	90Wx42Dx30H	341	26.9
4021-0842HLE	7609.00	108" Maple Live Edge Dining Table	108Wx42Dx30H	266	32.05
4121-0842HLE	10669.00	108" Oak Live Edge Dining Table Seats up to 10. From floor to bottom of apron is 28". Space between base ends is 72 1/2"	108Wx42Dx30H	364	32.05
4021-2642HLE	8269.00	126" Maple Live Edge Dining Table	126Wx42Dx30H	288	37.2
4121-2642HLE	11469.00	126" Oak Live Edge Dining Table Seats up to 12. From floor to bottom of apron is 28". Space between base ends is 90 1/2"	126Wx42Dx30H	394	37.2

Ordering Options	4_21-7242HLE, 9042HLE, 0842HLE, 2642HLE
TOP FINISH	
BASE FINISH	

► Farmhouse White and Lampblack are not available on Dining Table Tops

Category: Dining Room	BenchMade
Suite: 4021, 4022, 4121, 4122, 4126, 4226, 4521	

Item	Price	Description	Size	Wt.	Cu.Ft.
Liam(Rectangular - Straight Edge) - Top Thickness 1 1/4"					
	4009.00	Complete 78" Maple Rectangle Dining Table Seats up to 6. From floor to bottom of top is 28". Space between base ends is 50".	78Wx40Dx30H		
4021-L7840	2469.00	78" Maple Rectangle Dining Table Top	78Wx40Dx1.25H	129	11.3
4021-TB78	1540.00	Maple Liam Base for 78" Rectangle Table	27.5Wx57.5Dx28H	145	30.1
	4539.00	Complete 78" Oak Rectangle Dining Table Seats up to 6. From floor to bottom of top is 28". Space between base ends is 50".	78Wx40Dx30H		
4121-L7840	2739.00	78" Oak Rectangle Dining Table Top	78Wx40Dx1.25H	234	11.3
4121-TB78	1800.00	Oak Liam Base for 78" Rectangle Table	27.5Wx57.5Dx28H	178	30.1
	4409.00	Complete 96" Maple Rectangle Dining Table Seats up to 8. From floor to bottom of top is 28". Space between base ends is 68".	96Wx40Dx30H		
4021-L9640	2739.00	96" Maple Rectangle Dining Table Top	96Wx40Dx1.25H	145	13.7
4021-TB96	1670.00	Maple Liam Base for 96" Rectangle Table	27.5Wx75.5Dx28H	145	39.3
	5079.00	Complete 96" Oak Rectangle Dining Table Seats up to 8. From floor to bottom of top is 28". Space between base ends is 68".	96Wx40Dx30H		
4121-L9640	3139.00	96" Oak Rectangle Dining Table Top	96Wx40Dx1.25H	178	13.7
4121-TB96	1940.00	Oak Liam Base for 96" Rectangle Table	27.5Wx75.5Dx28H	178	39.3

Ordering Options	4_21-L7840, L9640	4_21-TB78, TB96
TOP FINISH		
BASE FINISH		

► Farmhouse White and Lampblack are not available on Dining Table Tops

Liam(Rectangular - Live Edge) - Top Thickness 1 1/4"

Each top will have its own unique shape, curvature, and variation(widths can vary from 36" - 40")

	4949.00	Complete 78" Maple Live Edge Dining Table Seats up to 6. From floor to bottom of top is 28". Space between base ends is 50".	78Wx40Dx30H		
4021-L7840LE	3409.00	78" Maple Live Edge Dining Table Top	78Wx40Dx1.25H	129	11.3
4021-TB78	1540.00	Maple Liam Base for 78" Rectangle Table	27.5Wx57.5Dx28H	145	30.1
	5609.00	Complete 78" Oak Live Edge Dining Table Seats up to 6. From floor to bottom of top is 28". Space between base ends is 50".	78Wx40Dx30H		
4121-L7840LE	3809.00	78" Oak Live Edge Dining Table Top	78Wx40Dx1.25H	234	11.3
4121-TB78	1800.00	Oak Liam Base for 78" Rectangle Table	27.5Wx57.5Dx28H	178	30.1
	5609.00	Complete 96" Maple Live Edge Dining Table Seats up to 8. From floor to bottom of top is 28". Space between base ends is 68".	96Wx40Dx30H		
4021-L9640LE	3939.00	96" Maple Live Edge Dining Table Top	96Wx40Dx1.25H	145	13.7
4021-TB96	1670.00	Maple Liam Base for 96" Rectangle Table	27.5Wx75.5Dx28H	145	39.3
	6419.00	Complete 96" Oak Live Edge Dining Table Seats up to 8. From floor to bottom of top is 28". Space between base ends is 68".	96Wx40Dx30H		
4121-L9640LE	4479.00	96" Oak Live Edge Dining Table Top	96Wx40Dx1.25H	178	13.7
4121-TB96	1940.00	Oak Liam Base for 96" Rectangle Table	27.5Wx75.5Dx28H	178	39.3

Ordering Options	4_21-L7840LE, L9640LE	4_21-TB78, TB96
TOP FINISH		
BASE FINISH		

► Farmhouse White and Lampblack are not available on Dining Table Tops

Category: Dining Room	BenchMade
Suite: 4021, 4022, 4121, 4122, 4126, 4226, 4521	

Item	Price	Description	Size	Wt.	Cu.Ft.
Liam(Round - Wood Top) - Top Thickness 1 1/4"					
	3609.00	Complete 48" Maple Dining Table Seats up to 4. From floor to bottom of top is 28H, KD base	48Wx48Dx30H		
4021-4848	2069.00	48" Maple Round Dining Top	48Wx48Dx1.25H	70	6.26
4021-TB10	1540.00	Maple Liam Base for Round Table	29Wx29Dx28H	50	5.04
	4009.00	Complete 48" Oak Dining Table Seats up to 4. From floor to bottom of top is 28H, KD base	48Wx48Dx30H		
4121-4848	2339.00	48" Oak Round Dining Top	48Wx48Dx1.25H	80	6.26
4121-TB10	1670.00	Oak Liam Base for Round Table	29Wx29Dx28H	60	5.04
	3749.00	Complete 54" Maple Dining Table Seats up to 6. From floor to bottom of top is 28H, KD base	54Wx54Dx30H		
4021-5454	2209.00	54" Maple Round Dining Top	54Wx54Dx1.25H	80	7.79
4021-TB10	1540.00	Maple Liam Base for Round Table	29Wx29Dx28H	50	5.04
	4539.00	Complete 54" Oak Dining Table Seats up to 6. From floor to bottom of top is 28H, KD base	54Wx54Dx30H		
4121-5454	2869.00	54" Oak Round Dining Top	54Wx54Dx1.25H	90	7.79
4121-TB10	1670.00	Oak Liam Base for Round Table	29Wx29Dx28H	60	5.04
	4009.00	Complete 60" Maple Dining Table Seats up to 8. From floor to bottom of top is 28H, KD base	60Wx60Dx30H		
4021-6060	2469.00	60" Maple Round Dining Top	60Wx60Dx1.25H	90	9.48
4021-TB10	1540.00	Maple Liam Base for Round Table	29Wx29Dx28H	50	5.04
	4939.00	Complete 60" Oak Dining Table Seats up to 8. From floor to bottom of top is 28H, KD base	60Wx60Dx30H		
4121-6060	3269.00	60" Oak Round Dining Top	60Wx60Dx1.25H	100	9.48
4121-TB10	1670.00	Oak Liam Base for Round Table	29Wx29Dx28H	60	5.04

Ordering Options	4_21-4848, 5454, 6060	4_21-TB10
TOP FINISH		
BASE FINISH		

► Farmhouse White and Lampblack are not available on Dining Table Tops

Liam(Round - Blue Stone Top) - Top Thickness 1 1/4"					
	3749.00	Complete 48" Blue Stone Dining Table with Maple Base	48Wx48Dx30H		
	3879.00	Complete 48" Blue Stone Dining Table with Oak Base Select the table top and a Maple or Oak Base Seats up to 4. From floor to bottom of top is 28H.	48Wx48Dx30H		
4521-48BS	2209.00	48" Round Top	48Wx48Dx1.25H	255	10.41
4021-TB10	1540.00	Maple Liam Base for Round Table	29Wx29Dx28H	50	5.04
4121-TB10	1670.00	Oak Liam Base for Round Table	29Wx29Dx28H	60	5.04
	3879.00	Complete 54" Blue Stone Dining Table with Maple Base	54Wx54Dx30H		
	4009.00	Complete 54" Blue Stone Dining Table with Oak Base Select the table top and a Maple or Oak Base Seats up to 4. From floor to bottom of top is 28H.	54Wx54Dx30H		
4521-54BS	2339.00	54" Round Top	54Wx54Dx1.25H	330	12.71
4021-TB10	1540.00	Maple Liam Base for Round Table	29Wx29Dx28H	50	5.04
4121-TB10	1670.00	Oak Liam Base for Round Table	29Wx29Dx28H	60	5.04

Ordering Options	4_21-TB10
BASE FINISH	

► There are no ordering options for the table tops, they are stocked items only

Category: Dining Room	BenchMade
Suite: 4021, 4022, 4121, 4122, 4126, 4226, 4521	

Item	Price	Description	Size	Wt.	Cu.Ft.
------	-------	-------------	------	-----	--------

Louisa(Rectangular) - Top Thickness 1"

4022-4060LC1	2539.00	60" Maple Rectangle Dining Table	60Wx40Dx30H	171	18.8
4122-4060LC1	2669.00	60" Oak Rectangle Dining Table 1 Leaf, 18W, Extends to 78, Seats up to 6 From floor to bottom of apron is 25 5/8". Space between legs is 50 1/2" without leaf, 68 1/2" with leaf	60Wx40Dx30H	183	18.8
4022-3660LC1	2269.00	60" Maple Rectangle Dining Table	60Wx36Dx30H	161	18.8
4122-3660LC1	2409.00	60" Oak Rectangle Dining Table 1 Leaf, 18W, Extends to 78, Seats up to 6 From floor to bottom of apron is 25 5/8". Space between legs is 50 1/2" without leaf, 68" with leaf	60Wx36Dx30H	173	18.8

Ordering Options	4_22-4060LC1
TOP FINISH	
LEG/APRON FINISH	

► Farmhouse White and Lampblack are not available on Dining Table Tops

4022-4060LC2	2809.00	60" Maple Rectangle Dining Table	60Wx40Dx30H	191	18.8
4122-4060LC2	2939.00	60" Oak Rectangle Dining Table 2 Leaves, 18W, Extends to 96, Seats up to 8 From floor to bottom of apron is 25 5/8". Space between legs is 50 1/2" without leaf, 86 1/2" with leaves	60Wx40Dx30H	200	18.8
4022-3660LC2	2479.00	60" Maple Rectangle Dining Table	60Wx36Dx30H	179	18.8
4122-3660LC2	2609.00	60" Oak Rectangle Dining Table 2 Leaves, 18W, Extends to 96, Seats up to 8 From floor to bottom of apron is 25 5/8". Space between legs is 50 1/2" without leaf, 86 1/2" with leaves	60Wx36Dx30H	188	18.8

Ordering Options	4_22-4060LC2
TOP FINISH	
LEG/APRON FINISH	

► Farmhouse White and Lampblack are not available on Dining Table Tops

Category: Dining Room	BenchMade
Suite: 4021, 4022, 4121, 4122, 4126, 4226, 4521	

Item	Price	Description	Size	Wt.	Cu.Ft.
Owens(Oval - Standard Height) - Top Thickness 1"					
4021-8440C	3609.00	84" Maple Oval Dining Table	84Wx40Dx30H	131	25.18
4121-8440C	4009.00	84" Oak Oval Dining Table	84Wx40Dx30H	160	25.18
Seats up to 6. From floor to bottom of apron is 25 3/4". Space between legs is 50 1/2"					
4021-0240C	4009.00	102" Maple Oval Dining Table	102Wx40Dx30H	146	30.33
4121-0240C	4809.00	102" Oak Oval Dining Table	102Wx40Dx30H	180	30.33
Seats up to 8. From floor to bottom of apron is 25 3/4". Space between legs is 68 1/2"					

Ordering Options	4_21-8440C, 0240C
TOP FINISH	
LEG/APRON FINISH	

► Farmhouse White and Lampblack are not available on Dining Table Tops

Owens(Oval - Counter Height) - Top Thickness 1"					
4021-8440CC	3739.00	84" Maple Oval Counter Table	84Wx40Dx36H	136	25.18
4121-8440CC	4139.00	84" Oak Oval Counter Table	84Wx40Dx36H	166	25.18
Seats up to 6. From floor to bottom of apron is 32 1/4". Space between legs is 50 1/2"					
4021-0240CC	4139.00	102" Maple Oval Counter Table	102Wx40Dx36H	151	30.33
4121-0240CC	4939.00	102" Oak Oval Counter Table	102Wx40Dx36H	186	30.33
Seats up to 8. From floor to bottom of apron is 32 1/4". Space between legs is 68 1/2"					

Ordering Options	4_21-8440CC, 0240CC
TOP FINISH	
LEG/APRON FINISH	

► Farmhouse White and Lampblack are not available on Dining Table Tops

Category: Dining Room	BenchMade
Suite: 4021, 4022, 4121, 4122, 4126, 4226, 4521	

Item	Price	Description	Size	Wt.	Cu.Ft.
Rowan(Round - Wood Top) - Top Thickness 1 1/4"					
	3469.00	Complete 48" Maple Dining Table	48Wx48Dx30H		
	3739.00	Complete 48" Oak Dining Table Select a Maple or Oak Top and the table base Seats up to 4. From floor to bottom of top is 29H.	48Wx48Dx30H		
4021-4848	2069.00	48" Maple Round Dining Top	48Wx48Dx1.25H	70	6.26
4121-4848	2339.00	48" Oak Round Dining Top	48Wx48Dx1.25H	80	6.26
4521-TB04	1400.00	Turned Wood Base	27Wx27Dx29H	30	17.94
	3609.00	Complete 54" Maple Dining Table	54Wx54Dx30H		
	4269.00	Complete 54" Oak Dining Table Select a Maple or Oak Top and the table base Seats up to 4. From floor to bottom of top is 29H.	54Wx54Dx30H		
4021-5454	2209.00	54" Maple Round Dining Top	54Wx54Dx1.25H	80	7.79
4121-5454	2869.00	54" Oak Round Dining Top	54Wx54Dx1.25H	90	7.79
4521-TB04	1400.00	Turned Wood Base	27Wx27Dx29H	30	17.94
	3869.00	Complete 60" Maple Dining Table	60Wx60Dx30H		
	4669.00	Complete 60" Oak Dining Table Select a Maple or Oak Top and the table base Seats up to 6. From floor to bottom of top is 29H.	60Wx60Dx30H		
4021-6060	2469.00	60" Maple Round Dining Top	60Wx60Dx1.25H	90	9.48
4121-6060	3269.00	60" Oak Round Dining Top	60Wx60Dx1.25H	100	9.48
4521-TB04	1400.00	Turned Wood Base	27Wx27Dx29H	30	17.94

Ordering Options	4_21-4848, 5454, 6060	4521-TB04
TOP FINISH		
BASE FINISH		

- ▶ Farmhouse White and Lampblack are not available on Dining Table Tops
- ▶ Washed Linen Oak and Alpine Maple are NOT available on the 4521-TB04

Rowan(Round - Blue Stone Top) - Top Thickness 1 1/4"					
	3609.00	Complete 48" Blue Stone Dining Table	48Wx48Dx30H		
		Seats up to 4. From floor to bottom of top is 29H.			
4521-48BS	2209.00	48" Round Top	48Wx48Dx1.25H	255	10.41
4521-TB04	1400.00	Turned Wood Base	27Wx27Dx29H	30	17.94
	3739.00	Complete 54" Blue Stone Dining Table	54Wx54Dx30H		
		Seats up to 4. From floor to bottom of top is 29H.			
4521-54BS	2339.00	54" Round Top	54Wx54Dx1.25H	330	12.71
4521-TB04	1400.00	Turned Wood Base	27Wx27Dx29H	30	17.94

Ordering Options	4521-TB04
BASE FINISH	

- ▶ Washed Linen Oak and Alpine Maple are NOT available on the 4521-TB04
- ▶ There are no ordering options for the table tops or table bases, they are stocked items only

Category: Dining Room

Suite: 4021, 4022, 4121, 4122, 4126, 4226, 4521

Item	Price	Description	Size	Wt.	Cu.Ft.
------	-------	-------------	------	-----	--------

Selwyn(Rectangular - Standard Height) - Top Thickness 1"

4021-6040S	3209.00	60" Maple Rectangle Dining Table	60Wx40Dx30H	113	17.52
4121-6040S	3469.00	60" Oak Rectangle Dining Table	60Wx40Dx30H	138	17.52
Seats up to 6. From floor to bottom of apron is 25 3/4". Space between legs is 50 1/2"					
4021-7840S	3739.00	78" Maple Rectangle Dining Table	78Wx40Dx30H	129	22.45
4121-7840S	4139.00	78" Oak Rectangle Dining Table	78Wx40Dx30H	158	22.45
Seats up to 6. From floor to bottom of apron is 25 3/4". Space between legs is 68 1/2"					
4021-9640S	4139.00	96" Maple Rectangle Dining Table	96Wx40Dx30H	145	27.37
4121-9640S	4669.00	96" Oak Rectangle Dining Table	96Wx40Dx30H	178	27.37
Seats up to 8. From floor to bottom of apron is 25 3/4". Space between legs is 86 1/2"					

Ordering Options

4_21-6040S, 7840S, 9640S

TOP FINISH	
LEG/APRON FINISH	

► Farmhouse White and Lampblack are not available on Dining Table Tops

Selwyn(Rectangular - Counter Height) - Top Thickness 1"

4021-6040SC	3339.00	60" Maple Rectangle Counter Table	60Wx40Dx36H	119	17.52
4121-6040SC	3609.00	60" Oak Rectangle Counter Table	60Wx40Dx36H	145	17.52
Seats up to 6. From floor to bottom of apron is 32 1/4". Space between legs is 50 1/2"					
4021-7840SC	3869.00	78" Maple Rectangle Counter Table	78Wx40Dx36H	135	22.45
4121-7840SC	4269.00	78" Oak Rectangle Counter Table	78Wx40Dx36H	165	22.45
Seats up to 6. From floor to bottom of apron is 32 1/4". Space between legs is 68 1/2"					
4021-9640SC	4269.00	96" Maple Rectangle Counter Table	96Wx40Dx36H	151	27.37
4121-9640SC	4809.00	96" Oak Rectangle Counter Table	96Wx40Dx36H	186	27.37
Seats up to 8. From floor to bottom of apron is 32 1/4". Space between legs is 86 1/2"					

Ordering Options

4_21-6040SC, 7840SC, 9640SC

TOP FINISH	
LEG/APRON FINISH	

► Farmhouse White and Lampblack are not available on Dining Table Tops

Tavern(Round) - Top Thickness 1 3/4"

4021-5454T	4669.00	54" Maple Round Table	54Wx54Dx30H	110	23.15
4121-5454T	7069.00	54" Oak Round Table	54Wx54Dx30H	130	23.15
Seats up to 4. From floor to bottom of apron is 28"					
4021-6060T	5339.00	60" Maple Round Table	60Wx60Dx30H	120	27.93
4121-6060T	7609.00	60" Oak Round Table	60Wx60Dx30H	140	27.93
Seats up to 6. From floor to bottom of apron is 28"					
4021-7272T	6409.00	72" Maple Round Table	72Wx72Dx30H	130	37.85
4121-7272T	9469.00	72" Oak Round Table	72Wx72Dx30H	150	37.85
Seats up to 8. From floor to bottom of apron is 28"					

Ordering Options

4_21-5454T, 6060T, 7272T

TOP FINISH	
BASE FINISH	

► Farmhouse White and Lampblack are not available on Dining Table Tops

****See following pages for Seating Options****

BenchMade

Category: Dining Room

Suite: 4021, 4022, 4121, 4122, 4126, 4226, 4521

Item	Price	Description	Size	Wt.	Cu.Ft.
------	-------	-------------	------	-----	--------

****Wood Back Dining Chairs ****

Barnes

Seat height: Arm and Side Chair - 18", Counter Stool - 24" (add 1.5" for upholstered seat)

4021-1000BN	970.00	Maple Arm Chair w/Wood Seat	24Wx21.5Dx40H	32	11.52
4021-2000BN	835.00	Maple Side Chair w/Wood Seat	19Wx21.5Dx40H	25	11.52
4021-3000BN	1000.00	Maple Counter Stool w/Wood Seat	19Wx21.25Dx40H	45	25.04
4121-1000BN	1035.00	Oak Arm Chair w/Wood Seat	24Wx21.5Dx40H	35	11.52
4121-2000BN	900.00	Oak Side Chair w/Wood Seat	19Wx21.5Dx40H	30	11.52
4121-3000BN	1070.00	Oak Counter Stool w/Wood Seat	19Wx21.25Dx40H	48	25.04

Ordering Options	4_21-1000BN, 2000BN	4_21-3000BN
SEAT FINISH		
CHAIR FINISH		
FOOTREST COVER		
• NONE-1(no footrest cover)		—
• BRASS(Antique Brass)		\$30
• STAINLESS(Brushed Stainless Steel)		\$30

4021-1000BNF	1070.00	Maple Arm Chair w/Fabric Seat(Tier 1, 2, 3, gr 21-27)	24Wx21.5Dx40H	32	11.52
4021-1000BNF	1100.00	Maple Arm Chair w/Fabric Seat(gr 28-35)	24Wx21.5Dx40H	32	11.52
4021-2000BNF	935.00	Maple Side Chair w/Fabric Seat(Tier 1, 2, 3, gr 21-27)	19Wx21.5Dx40H	25	11.52
4021-2000BNF	970.00	Maple Side Chair w/Fabric Seat(gr 28-35)	19Wx21.5Dx40H	25	11.52
4021-3000BNF	1100.00	Maple Counter Stool w/Fabric Seat(Tier 1, 2, 3, gr 21-27)	19Wx21.25Dx40H	45	25.04
4021-3000BNF	1135.00	Maple Counter Stool w/Fabric Seat(gr 28-35)	19Wx21.25Dx40H	45	25.04
4121-1000BNF	1135.00	Oak Arm Chair w/Fabric Seat(Tier 1, 2, 3,k gr 21-27)	24Wx21.5Dx40H	35	11.52
4121-1000BNF	1170.00	Oak Arm Chair w/Fabric Seat(gr 28-35)	24Wx21.5Dx40H	35	11.52
4121-2000BNF	1000.00	Oak Side Chair w/Fabric Seat(Tier 1, 2, 3, gr 21-27)	19Wx21.5Dx40H	30	11.52
4121-2000BNF	1035.00	Oak Side Chair w/Fabric Seat(gr 28-35)	19Wx21.5Dx40H	30	11.52
4121-3000BNF	1170.00	Oak Counter Stool w/Fabric Seat(Tier 1, 2, 3, gr 21-27)	19Wx21.25Dx40H	48	25.04
4121-3000BNF	1200.00	Oak Counter Stool w/Fabric Seat(gr 28-35)	19Wx21.25Dx40H	48	25.04

Ordering Options	4_21-1000BNF, 2000BNF	4_21-3000BNF
SEAT FABRIC		
CHAIR FINISH		
FOOTREST COVER		
• NONE-1(no footrest cover)		—
• BRASS(Antique Brass)		\$30
• STAINLESS(Brushed Stainless Steel)		\$30

4021-1000BNL	1100.00	Maple Arm Chair w/Leather Seat(gr 52-58)	24Wx21.5Dx40H	32	11.52
4021-2000BNL	970.00	Maple Side Chair w/Leather Seat(gr 52-58)	19Wx21.5Dx40H	25	11.52
4021-3000BNL	1135.00	Maple Counter Stool w/Leather Seat(gr 52-58)	19Wx21.25Dx40H	45	25.04
4121-1000BNL	1170.00	Oak Arm Chair w/Leather Seat(gr 52-58)	24Wx21.5Dx40H	35	11.52
4121-2000BNL	1035.00	Oak Side Chair w/Leather Seat(gr 52-58)	19Wx21.5Dx40H	30	11.52
4121-3000BNL	1200.00	Oak Counter Stool w/Leather Seat(gr 52-58)	19Wx21.25Dx40H	48	25.04

Ordering Options	4_21-1000BNL, 2000BNL	4_21-3000BNL
SEAT LEATHER		
CHAIR FINISH		
FOOTREST COVER		
• NONE-1(no footrest cover)		—
• BRASS(Antique Brass)		\$30
• STAINLESS(Brushed Stainless Steel)		\$30

Category: Dining Room	BenchMade
Suite: 4021, 4022, 4121, 4122, 4126, 4226, 4521	

Item	Price	Description	Size	Wt.	Cu.Ft.
------	-------	-------------	------	-----	--------

Baxter

Seat height: Arm and Side Chair - 18", Counter Stool - 24" (add 1.5" for upholstered seat)

4021-1000BX	970.00	Maple Arm Chair w/Wood Seat	24Wx24Dx36.5H	32	11.52
4021-2000BX	835.00	Maple Side Chair w/Wood Seat	20.5Wx24Dx36.5H	25	11.52
4021-3000BX	1000.00	Maple Counter Stool w/Wood Seat	20.5Wx23Dx39H	45	25.04
4121-1000BX	1035.00	Oak Arm Chair w/Wood Seat	24Wx24Dx36.5H	35	11.52
4121-2000BX	900.00	Oak Side Chair w/Wood Seat	20.5Wx24Dx36.5H	30	11.52
4121-3000BX	1070.00	Oak Counter Stool w/Wood Seat	20.5Wx23Dx39H	48	25.04

Ordering Options	4_21-1000BX, 2000BX	4_21-3000BX
SEAT FINISH		
CHAIR FINISH		
FOOTREST COVER		
• NONE-1(no footrest cover)		—
• BRASS(Antique Brass)		\$30
• STAINLESS(Brushed Stainless Steel)		\$30

4021-1000BXF	1070.00	Maple Arm Chair w/Fabric Seat(Tier 1, 2, 3, gr 21-27)	24Wx24Dx36.5H	32	11.52
4021-1000BXF	1100.00	Maple Arm Chair w/Fabric Seat(gr 28-35)	24Wx24Dx36.5H	32	11.52
4021-2000BXF	935.00	Maple Side Chair w/Fabric Seat(Tier 1, 2, 3, gr 21-27)	20.5Wx24Dx36.5H	25	11.52
4021-2000BXF	970.00	Maple Side Chair w/Fabric Seat(gr 28-35)	20.5Wx24Dx36.5H	25	11.52
4021-3000BXF	1100.00	Maple Counter Stool w/Fabric Seat(Tier 1, 2, 3, gr 21-27)	20.5Wx23Dx39H	45	25.04
4021-3000BXF	1135.00	Maple Counter Stool w/Fabric Seat(gr 28-35)	20.5Wx23Dx39H	45	25.04
4121-1000BXF	1135.00	Oak Arm Chair w/Fabric Seat(Tier 1, 2, 3,k gr 21-27)	24Wx24Dx36.5H	35	11.52
4121-1000BXF	1170.00	Oak Arm Chair w/Fabric Seat(gr 28-35)	24Wx24Dx36.5H	35	11.52
4121-2000BXF	1000.00	Oak Side Chair w/Fabric Seat(Tier 1, 2, 3, gr 21-27)	20.5Wx24Dx36.5H	30	11.52
4121-2000BXF	1035.00	Oak Side Chair w/Fabric Seat(gr 28-35)	20.5Wx24Dx36.5H	30	11.52
4121-3000BXF	1170.00	Oak Counter Stool w/Fabric Seat(Tier 1, 2, 3, gr 21-27)	20.5Wx23Dx39H	48	25.04
4121-3000BXF	1200.00	Oak Counter Stool w/Fabric Seat(gr 28-35)	20.5Wx23Dx39H	48	25.04

Ordering Options	4_21-1000BXF, 2000BXF	4_21-3000BXF
SEAT FABRIC		
CHAIR FINISH		
FOOTREST COVER		
• NONE-1(no footrest cover)		—
• BRASS(Antique Brass)		\$30
• STAINLESS(Brushed Stainless Steel)		\$30

4021-1000BXL	1100.00	Maple Arm Chair w/Leather Seat(gr 52-58)	24Wx24Dx36.5H	32	11.52
4021-2000BXL	970.00	Maple Side Chair w/Leather Seat(gr 52-58)	20.5Wx24Dx36.5H	25	11.52
4021-3000BXL	1135.00	Maple Counter Stool w/Leather Seat(gr 52-58)	20.5Wx23Dx39H	45	25.04
4121-1000BXL	1170.00	Oak Arm Chair w/Leather Seat(gr 52-58)	24Wx24Dx36.5H	35	11.52
4121-2000BXL	1035.00	Oak Side Chair w/Leather Seat(gr 52-58)	20.5Wx24Dx36.5H	30	11.52
4121-3000BXL	1200.00	Oak Counter Stool w/Leather Seat(gr 52-58)	20.5Wx23Dx39H	48	25.04

Ordering Options	4_21-1000BXL, 2000BXL	4_21-3000BXL
SEAT LEATHER		
CHAIR FINISH		
FOOTREST COVER		
• NONE-1(no footrest cover)		—
• BRASS(Antique Brass)		\$30
• STAINLESS(Brushed Stainless Steel)		\$30

Category: Dining Room	BenchMade
Suite: 4021, 4022, 4121, 4122, 4126, 4226, 4521	

Item	Price	Description	Size	Wt.	Cu.Ft.
------	-------	-------------	------	-----	--------

Holden

Seat height: Arm and Side Chair - 18", Counter Stool - 24" (add 1.5" for upholstered seat)

4021-1000HN	970.00	Maple Arm Chair w/Wood Seat	24Wx22Dx41H	32	11.52
4021-2000HN	835.00	Maple Side Chair w/Wood Seat	19Wx22Dx41H	25	11.52
4021-3000HN	1000.00	Maple Counter Stool w/Wood Seat	19Wx22Dx40H	45	25.04
4121-1000HN	1035.00	Oak Arm Chair w/Wood Seat	24Wx22Dx41H	35	11.52
4121-2000HN	900.00	Oak Side Chair w/Wood Seat	19Wx22Dx41H	30	11.52
4121-3000HN	1070.00	Oak Counter Stool w/Wood Seat	19Wx22Dx40H	48	25.04

<i>Ordering Options</i>	4_21-1000HN, 2000HN	4_21-3000HN
SEAT FINISH		
CHAIR FINISH		
FOOTREST COVER		
<ul style="list-style-type: none"> ● NONE-1(no footrest cover) ● BRASS(Antique Brass) ● STAINLESS(Brushed Stainless Steel) 		— \$30 \$30

4021-1000HNF	1070.00	Maple Arm Chair w/Fabric Seat(Tier 1, 2, 3, gr 21-27)	24Wx22Dx41H	32	11.52
4021-1000HNF	1100.00	Maple Arm Chair w/Fabric Seat(gr 28-35)	24Wx22Dx41H	32	11.52
4021-2000HNF	935.00	Maple Side Chair w/Fabric Seat(Tier 1, 2, 3, gr 21-27)	19Wx22Dx41H	25	11.52
4021-2000HNF	970.00	Maple Side Chair w/Fabric Seat(gr 28-35)	19Wx22Dx41H	25	11.52
4021-3000HNF	1100.00	Maple Counter Stool w/Fabric Seat(Tier 1, 2, 3, gr 21-27)	19Wx22Dx40H	45	25.04
4021-3000HNF	1135.00	Maple Counter Stool w/Fabric Seat(gr 28-35)	19Wx22Dx40H	45	25.04
4121-1000HNF	1135.00	Oak Arm Chair w/Fabric Seat(Tier 1, 2, 3, k gr 21-27)	24Wx22Dx41H	35	11.52
4121-1000HNF	1170.00	Oak Arm Chair w/Fabric Seat(gr 28-35)	24Wx22Dx41H	35	11.52
4121-2000HNF	1000.00	Oak Side Chair w/Fabric Seat(Tier 1, 2, 3, gr 21-27)	19Wx22Dx41H	30	11.52
4121-2000HNF	1035.00	Oak Side Chair w/Fabric Seat(gr 28-35)	19Wx22Dx41H	30	11.52
4121-3000HNF	1170.00	Oak Counter Stool w/Fabric Seat(Tier 1, 2, 3, gr 21-27)	19Wx22Dx40H	48	25.04
4121-3000HNF	1200.00	Oak Counter Stool w/Fabric Seat(gr 28-35)	19Wx22Dx40H	48	25.04

<i>Ordering Options</i>	4_21-1000HNF, 2000HNF	4_21-3000HNF
SEAT FABRIC		
CHAIR FINISH		
FOOTREST COVER		
<ul style="list-style-type: none"> ● NONE-1(no footrest cover) ● BRASS(Antique Brass) ● STAINLESS(Brushed Stainless Steel) 		— \$30 \$30

4021-1000HNL	1100.00	Maple Arm Chair w/Leather Seat(gr 52-58)	24Wx22Dx41H	32	11.52
4021-2000HNL	970.00	Maple Side Chair w/Leather Seat(gr 52-58)	19Wx22Dx41H	25	11.52
4021-3000HNL	1135.00	Maple Counter Stool w/Leather Seat(gr 52-58)	19Wx22Dx40H	45	25.04
4121-1000HNL	1170.00	Oak Arm Chair w/Leather Seat(gr 52-58)	24Wx22Dx41H	35	11.52
4121-2000HNL	1035.00	Oak Side Chair w/Leather Seat(gr 52-58)	19Wx22Dx41H	30	11.52
4121-3000HNL	1200.00	Oak Counter Stool w/Leather Seat(gr 52-58)	19Wx22Dx40H	48	25.04

<i>Ordering Options</i>	4_21-1000HNL, 2000HNL	4_21-3000HNL
SEAT LEATHER		
CHAIR FINISH		
FOOTREST COVER		
<ul style="list-style-type: none"> ● NONE-1(no footrest cover) ● BRASS(Antique Brass) ● STAINLESS(Brushed Stainless Steel) 		— \$30 \$30

Category: Dining Room

Suite: 4021, 4022, 4121, 4122, 4126, 4226, 4521

Item	Price	Description	Size	Wt.	Cu.Ft.
Merrill					
Seat height: Arm and Side Chair - 18", Counter Stool - 24" (add 1.5" for upholstered seat)					
4021-1000DB	970.00	Maple Arm Chair w/Wood Seat	23Wx23Dx39H	32	11.52
4021-2000DB	835.00	Maple Side Chair w/Wood Seat	20Wx23Dx39H	25	11.52
4021-3000DB	1000.00	Maple Counter Stool w/Wood Seat	19Wx23Dx40H	45	25.04
4121-1000DB	1035.00	Oak Arm Chair w/Wood Seat	23Wx23Dx39H	35	11.52
4121-2000DB	900.00	Oak Side Chair w/Wood Seat	20Wx23Dx39H	30	11.52
4121-3000DB	1070.00	Oak Counter Stool w/Wood Seat	19Wx23Dx40H	48	25.04

Ordering Options	4_21-1000DB, 2000DB	4_21-3000DB
SEAT FINISH		
CHAIR FINISH		
FOOTREST COVER		
• NONE-1(no footrest cover)		—
• BRASS(Antique Brass)		\$30
• STAINLESS(Brushed Stainless Steel)		\$30

4021-1000DBF	1070.00	Maple Arm Chair w/Fabric Seat(Tier 1, 2, 3, gr 21-27)	23Wx23Dx39H	32	11.52
4021-1000DBF	1100.00	Maple Arm Chair w/Fabric Seat(gr 28-35)	23Wx23Dx39H	32	11.52
4021-2000DBF	935.00	Maple Side Chair w/Fabric Seat(Tier 1, 2, 3, gr 21-27)	20Wx23Dx39H	25	11.52
4021-2000DBF	970.00	Maple Side Chair w/Fabric Seat(gr 28-35)	20Wx23Dx39H	25	11.52
4021-3000DBF	1100.00	Maple Counter Stool w/Fabric Seat(Tier 1, 2, 3, gr 21-27)	19Wx23Dx40H	45	25.04
4021-3000DBF	1135.00	Maple Counter Stool w/Fabric Seat(gr 28-35)	19Wx23Dx40H	45	25.04
4121-1000DBF	1135.00	Oak Arm Chair w/Fabric Seat(Tier 1, 2, 3, gr 21-27)	23Wx23Dx39H	35	11.52
4121-1000DBF	1170.00	Oak Arm Chair w/Fabric Seat(gr 28-35)	23Wx23Dx39H	35	11.52
4121-2000DBF	1000.00	Oak Side Chair w/Fabric Seat(Tier 1, 2, 3, gr 21-27)	20Wx23Dx39H	30	11.52
4121-2000DBF	1035.00	Oak Side Chair w/Fabric Seat(gr 28-35)	20Wx23Dx39H	30	11.52
4121-3000DBF	1170.00	Oak Counter Stool w/Fabric Seat(Tier 1, 2, 3, gr 21-27)	19Wx23Dx40H	48	25.04
4121-3000DBF	1200.00	Oak Counter Stool w/Fabric Seat(gr 28-35)	19Wx23Dx40H	48	25.04

Ordering Options	4_21-1000DBF, 2000DBF	4_21-3000DBF
SEAT FABRIC		
CHAIR FINISH		
FOOTREST COVER		
• NONE-1(no footrest cover)		—
• BRASS(Antique Brass)		\$30
• STAINLESS(Brushed Stainless Steel)		\$30

4021-1000DBL	1100.00	Maple Arm Chair w/Leather Seat(gr 52-58)	23Wx23Dx39H	32	11.52
4021-2000DBL	970.00	Maple Side Chair w/Leather Seat(gr 52-58)	20Wx23Dx39H	25	11.52
4021-3000DBL	1135.00	Maple Counter Stool w/Leather Seat(gr 52-58)	19Wx23Dx40H	45	25.04
4121-1000DBL	1170.00	Oak Arm Chair w/Leather Seat(gr 52-58)	23Wx23Dx39H	35	11.52
4121-2000DBL	1035.00	Oak Side Chair w/Leather Seat(gr 52-58)	20Wx23Dx39H	30	11.52
4121-3000DBL	1200.00	Oak Counter Stool w/Leather Seat(gr 52-58)	19Wx23Dx40H	48	25.04

Ordering Options	4_21-1000DBL, 2000DBL	4_21-3000DBL
SEAT LEATHER		
CHAIR FINISH		
FOOTREST COVER		
• NONE-1(no footrest cover)		—
• BRASS(Antique Brass)		\$30
• STAINLESS(Brushed Stainless Steel)		\$30

NEW - Available July 2023	BenchMade
Category: Dining Room	Suite: 4021, 4022, 4121, 4122, 4126, 4226, 4521

Item	Price	Description	Size	Wt.	Cu.Ft.
Myers					
Seat height: Arm and Side Chair - 18" (add 1.5" for upholstered seat)					
4226-2654	1170.00	Maple Arm Chair w/Fabric Seat (Tier 1, 2, 3, gr 21-27)	21.8Wx22Dx34H	27	
4226-2654	1200.00	Maple Arm Chair w/Fabric Seat (gr 28-35)	21.8Wx22Dx34H	27	
4226-2655	1000.00	Maple Side Chair w/Fabric Seat (Tier 1, 2, 3, gr 21-27)	20.8Wx22Dx33H	25	
4226-2655	1030.00	Maple Side Chair w/Fabric Seat (gr 28-35)	20.8Wx22Dx33H	30	
4126-2654	1270.00	Oak Arm Chair w/Fabric Seat (Tier 1, 2, 3, gr 21-27)	21.8Wx22Dx34H	32	
4126-2654	1300.00	Oak Arm Chair w/Fabric Seat (gr 28-35)	21.8Wx22Dx34H	32	
4126-2655	1080.00	Oak Side Chair w/Fabric Seat (Tier 1, 2, 3, gr 21-27)	20.8Wx22Dx33H	25	
4126-2655	1110.00	Oak Side Chair w/Fabric Seat (gr 28-35)	20.8Wx22Dx33H	30	

Ordering Options	4_26-2654, 2655
SEAT FABRIC	
FINISH	

► Myers not available with a wood seat

4226-2654L	1240.00	Maple Arm Chair w/Leather Seat(gr 52-58)	23Wx23Dx39H	32	11.52
4226-2655L	1060.00	Maple Side Chair w/Leather Seat(gr 52-58)	20Wx23Dx39H	25	11.52
4126-2654L	1340.00	Oak Arm Chair w/Leather Seat(gr 52-58)	23Wx23Dx39H	35	11.52
4126-2655L	1150.00	Oak Side Chair w/Leather Seat(gr 52-58)	20Wx23Dx39H	30	11.52

Ordering Options	4_26-2654L, 2655L
CHAIR FINISH	
LEATHER SEAT	

Choices of FINISH - 4226 Maple & Cherry					
ALPINE	Alpine Maple	AUBURN	Auburn Maple	BLONDE	Natural Cherry
CURRANT	Dark Cherry	DKCHESTNUT	Dark Chestnut Maple	GREYLAN	GreyLAN Maple
PKAVENUE	Park Avenue Maple	SANDSTONE	Sandstone Maple	SEDONA	Medium Cherry
NEW - Blonde, Currant, & Sedona cherry finishes					

Choices of FINISH - 4126 Oak					
BRIAR	Briar Oak	CUMBERLAND	Cumberland Oak	STORMGREY	Storm Grey Oak
SUMMERFD	Summerfield Oak	VWHITE	Vintage White Oak	WASHLINEN	Washed Linen Oak

Category: Dining Room	BenchMade
Suite: 4021, 4022, 4121, 4122, 4126, 4226, 4521	

Item	Price	Description	Size	Wt.	Cu.Ft.
------	-------	-------------	------	-----	--------

Rollins

Seat height: Side Chair - 18", Counter Stool - 24" (add 1.5" for upholstered seat)

4021-2000RL	800.00	Maple Side Chair w/Wood Seat	20Wx22Dx36H	25	11.52
4021-3000RL	970.00	Maple Counter Stool w/Wood Seat	20Wx21Dx42.5H	45	25.04
4121-2000RL	870.00	Oak Side Chair w/Wood Seat	20Wx22Dx36H	30	11.52
4121-3000RL	1035.00	Oak Counter Stool w/Wood Seat	20Wx21Dx42.5H	48	25.04

<i>Ordering Options</i>	4_21-2000RL	4_21-3000RL
SEAT FINISH		
CHAIR FINISH		
FOOTREST COVER		
<ul style="list-style-type: none"> ● NONE-1(no footrest cover) ● BRASS(Antique Brass) ● STAINLESS(Brushed Stainless Steel) 		— \$30 \$30

4021-2000RLF	900.00	Maple Side Chair w/Fabric Seat(Tier 1, 2, 3, gr 21-27)	20Wx22Dx36H	25	11.52
4021-2000RLF	935.00	Maple Side Chair w/Fabric Seat(gr 28-35)	20Wx22Dx36H	25	11.52
4021-3000RLF	1070.00	Maple Counter Stool w/Fabric Seat(Tier 1, 2, 3, gr 21-27)	20Wx21Dx42.5H	45	25.04
4021-3000RLF	1100.00	Maple Counter Stool w/Fabric Seat(gr 28-35)	20Wx21Dx42.5H	45	25.04
4121-2000RLF	970.00	Oak Side Chair w/Fabric Seat(Tier 1, 2, 3, gr 21-27)	20Wx22Dx36H	30	11.52
4121-2000RLF	1000.00	Oak Side Chair w/Fabric Seat(gr 28-35)	20Wx22Dx36H	30	11.52
4121-3000RLF	1135.00	Oak Counter Stool w/Fabric Seat(Tier 1, 2, 3, gr 21-27)	20Wx21Dx42.5H	48	25.04
4121-3000RLF	1170.00	Oak Counter Stool w/Fabric Seat(gr 28-35)	20Wx21Dx42.5H	48	25.04

<i>Ordering Options</i>	4_21-2000RLF	4_21-3000RLF
SEAT FABRIC		
CHAIR FINISH		
FOOTREST COVER		
<ul style="list-style-type: none"> ● NONE-1(no footrest cover) ● BRASS(Antique Brass) ● STAINLESS(Brushed Stainless Steel) 		— \$30 \$30

4021-2000RLL	935.00	Maple Side Chair w/Leather Seat(gr 52-58)	19Wx21Dx35.5H	25	11.52
4021-3000RLL	1100.00	Maple Counter Stool w/Leather Seat(gr 52-58)	19Wx22Dx43H	45	25.04
4121-2000RLL	1000.00	Oak Side Chair w/Leather Seat(gr 52-58)	19Wx21Dx35.5H	30	11.52
4121-3000RLL	1170.00	Oak Counter Stool w/Leather Seat(gr 52-58)	19Wx22Dx43H	48	25.04

<i>Ordering Options</i>	4_21-2000RLL	4_21-3000RLL
SEAT LEATHER		
CHAIR FINISH		
FOOTREST COVER		
<ul style="list-style-type: none"> ● NONE-1(no footrest cover) ● BRASS(Antique Brass) ● STAINLESS(Brushed Stainless Steel) 		— \$30 \$30

Category: Dining Room	BenchMade
Suite: 4021, 4022, 4121, 4122, 4126, 4226, 4521	

Item	Price	Description	Size	Wt.	Cu.Ft.
------	-------	-------------	------	-----	--------

****Benches****

Hearthside

4021-0281	1270.00	Maple Bench	60Wx14Dx18H	44	5.05
4021-0781	1335.00	Maple Bench	70Wx14Dx18H	52	5.86
4121-0281	1570.00	Oak Bench	60Wx14Dx18H	49	5.05
4121-0781	1670.00	Oak Bench	70Wx14Dx18H	57	5.86

<i>Ordering Options</i>	4_21-0281	4_21-0781
SEAT FINISH		
LEG FINISH		

4021-0281F	1405.00	Maple Fabric Bench(Tier 1, 2, 3, gr 21-27)	60Wx14Dx18H	44	5.05
4021-0281F	1470.00	Maple Fabric Bench(gr 28-35)	60Wx14Dx18H	44	5.05
4021-0781F	1535.00	Maple Fabric Bench(Tier 1, 2, 3, gr 21-27)	70Wx14Dx18H	52	5.86
4021-0781F	1600.00	Maple Fabric Bench(gr 28-35)	70Wx14Dx18H	52	5.86
4121-0281F	1635.00	Oak Fabric Bench(Tier 1, 2, 3, gr 21-27)	60Wx14Dx18H	49	5.05
4121-0281F	1700.00	Oak Fabric Bench(gr 28-35)	60Wx14Dx18H	49	5.05
4121-0781F	1800.00	Oak Fabric Bench(Tier 1, 2, 3, gr 21-27)	70Wx14Dx18H	57	5.86
4121-0781F	1870.00	Oak Fabric Bench(gr 28-35)	70Wx14Dx18H	57	5.86

<i>Ordering Options</i>	4_21-0281F	4_21-0781F
SEAT FABRIC		
LEG FINISH		

4021-0281L	1635.00	Maple Leather Bench(gr 52-58)	60Wx14Dx18H	44	5.05
4021-0781L	1770.00	Maple Leather Bench(gr 52-58)	70Wx14Dx18H	52	5.86
4121-0281L	1835.00	Oak Leather Bench(gr 52-58)	60Wx14Dx18H	49	5.05
4121-0781L	2000.00	Oak Leather Bench(gr 52-58)	70Wx14Dx18H	57	5.86

<i>Ordering Options</i>	4_21-0281L	4_21-0781L
SEAT LEATHER		
LEG FINISH		

Category: Dining Room	BenchMade
	Suite: 4021, 4022, 4121, 4122, 4126, 4226, 4521

Item	Price	Description	Size	Wt.	Cu.Ft.
------	-------	-------------	------	-----	--------

****Saddle Stools ****

Vail

4021-0188F	900.00	Maple Fabric Saddle Stool(Tier 1, 2, 3, gr 21-27)	18Wx15Dx26H	16	6.71
4021-0188F	935.00	Maple Fabric Saddle Stool(gr 28-35)	18Wx15Dx26H	16	6.71
4121-0188F	900.00	Oak Fabric Saddle Stool(Tier 1, 2, 3, gr 21-27)	18Wx15Dx26H	19	6.71
4121-0188F	935.00	Oak Fabric Saddle Stool(gr 28-35)	18Wx15Dx26H	19	6.71
4021-0388F	970.00	Maple Fabric Bar Saddle Stool(Tier 1, 2, 3, gr 21-27)	18Wx15Dx32H	27	16.3
4021-0388F	1000.00	Maple Fabric Bar Saddle Stool(gr 28-35)	18Wx15Dx32H	27	16.3
4121-0388F	970.00	Oak Fabric Bar Saddle Stool(Tier 1, 2, 3, gr 21-27)	18Wx15Dx32H	27	16.3
4121-0388F	1000.00	Oak Fabric Bar Saddle Stool(gr 28-35)	18Wx15Dx32H	27	16.3

<i>Ordering Options</i>	4_21-0188F	4_21-0388F
SEAT FABRIC FINISH		
NAIL HEAD TRIM		
• NONE-1(no nail head trim)	—	—
• ABNAIL / NKNAIL / OBNAIL	\$90	\$90
FOOTREST COVER		
• NONE-1(no footrest cover)	—	—
• BRASS(Antique Brass)	\$30	\$10
• STAINLESS(Brushed Stainless Steel)	\$30	\$30

▶ If selected the nail head trim will be the small size(3/8") and placed end to end around the base of the seat.

4021-0188L	1000.00	Maple Leather Saddle Stool(gr 52-58)	18Wx15Dx26H	16	6.71
4121-0188L	1000.00	Oak Leather Saddle Stool(gr 52-58)	18Wx15Dx26H	19	6.71
4021-0388L	1070.00	Maple Leather Bar Saddle Stool(gr 52-58)	18Wx15Dx32H	27	16.3
4121-0388L	1070.00	Oak Leather Bar Saddle Stool(gr 52-58)	18Wx15Dx32H	27	16.3

<i>Ordering Options</i>	4_21-0188L	4_21-0388L
SEAT LEATHER FINISH		
NAIL HEAD TRIM		
• NONE-1(no nail head trim)	—	—
• ABNAIL / NKNAIL / OBNAIL	\$90	\$90
FOOTREST COVER		
• NONE-1(no footrest cover)	—	—
• BRASS(Antique Brass)	\$30	\$10
• STAINLESS(Brushed Stainless Steel)	\$30	\$30

▶ If selected the nail head trim will be the small size(3/8") and placed end to end around the base of the seat.

BenchMade Finish, Fabric and Leather Options
Suite: 4021, 4022, 4121, 4122, 4126, 4226, 4521

Category: Dining Room

Choice of FINISH - 4021 Maple

ALPINE	Alpine Maple	AUBURN	Auburn Maple	DKCHESTNUT	Dark Chestnut Maple
GREYLAN	Greytan Maple	PKAVENUE	Park Avenue Maple	SANDSTONE	Sandstone Maple

Finish Options - 4121 Oak

BRIAR	Briar Oak	CUMBERLAND	Cumberland Oak	STORMGREY	Storm Grey Oak
SUMMERFD	Summerfield Oak	VWHITE	Vintage White Oak	WASHLINEN	Washed Linen

Choices of FINISH - 4226 Maple & Cherry

ALPINE	Alpine Maple	AUBURN	Auburn Maple	BLONDE	Natural Cherry
CURRANT	Dark Cherry	DKCHESTNUT	Dark Chestnut Maple	GREYLAN	Greytan Maple
PKAVENUE	Park Avenue Maple	SANDSTONE	Sandstone Maple	SEDONA	Medium Cherry

NEW - Blonde, Currant, & Sedona cherry finishes

Choices of Finish - 4126 Oak

BRIAR	Briar Oak	CUMBERLAND	Cumberland Oak	STORMGREY	Storm Grey Oak
SUMMERFD	Summerfield Oak	VWHITE	Vintage White Oak	WASHLINEN	Washed Linen

NEW

Fabric Options - Tier 1

Revolution / Sustain

1495-0D	Bone	1495-2D	Straw	1495-19D	Fog
1602-1D	Snow	1602-2D	Oyster	1602-15D	Riviera
1602-19D	Dove	1602-29D	Zinc	1606-0D	Snow
1606-1D	Ivory	1606-11D	Pearl	1606-29D	Storm
1607-0D	Cloud	1607-9D	Zinc	1607-19D	Driftwood
1608-1D	Canvas	1608-18D	Sisal	1608-19D	Chrome

NEW

Fabric Options - Tier 2

Crypton / Revolution

1550-1D	Linen	1550-15D	Lagoon	1550-19D	Dove
1566-0D	Bone	1566-1D	Cream	1566-19D	Dove
1566-29D	Gray	1583-0D	Snow	1583-11D	Alabaster
1583-19D	Dove				

NEW

Fabric Options - Tier 3

Sunbrella

1580-1D	Cloud	1580-18D	Mushroom	1580-58D	Sand
1580-8D	Mink	1580-11D	Alabaster	1580-15D	Lapis
1580-19D	Smoke	1580-25D	Marine	1580-28D	Birch
1580-35D	Seamist	1580-49D	Silver	1580-59D	Graphite
1580-61D	Snow	6432-0D	Cloud	6432-21D	Pearl

- ▶ When ordering **Tier** fabrics you must place the "D" after the color #
- ▶ Any graded fabric is also available as a seat fabric
- ▶ Any graded leather is also available as a seat leather

Notes

- ▶ Natural markings will appear throughout the collection, including knots and voids; on maple items, mineral streaks and wormholes add character and will be emphasized.
- ▶ Oak tops on tables and huntboards, and oak doors are wire-brushed to enhance the texture.
- ▶ Oak chairs, benches, legs, table bases, and cases are sandblasted to enhance the texture.
- ▶ Maple items receive light distressing

BenchMade - Aiken
Suite: 4021, 4121

Category: Upholstered Dining Chairs

Aiken features square legs with sturdy stretchers with a clean-lined tall back, in a modern farmhouse vibe. Aiken comes standard with nail head trim. Nail head trim will be placed around the base of the chair seat and back, spaced and medium (5/8") size. Seat construction is sinuous wire springs.



Introduced: 12/1/2020 Country of Origin: USA

Item	Description	W x D x H	Cubes	Wgt	Units	Tier 1	Tier 2	Tier 3	Special assigned fabrics
4021-2000FH	Maple Farmhouse Chair	21x26x41	16.45	25	1	1000	1070	1135	Tier 1, Tier 2, and Tier 3 fabrics listed at end of Upholstered Dining Chairs section
4021-3000FH	Maple Farmhouse Counter Stool	21x26x41.5	25.04	21	1	1170	1200	1270	
4121-2000FH	Oak Farmhouse Chair	21x26x41	16.45	30	1	1025	1095	1160	
4121-3000FH	Oak Farmhouse Counter Stool	21x26x41.5	25.04	24	1	1195	1225	1295	

Graded Prices - Fabric

Item	Description	W x D x H	Cubes	Wgt	Units	21	22	23	24	25	26	27	28	29	30	31	32	33	34	35
4021-2000FH	Maple Farmhouse Chair	21x26x41	16.45	25	1	1070	1100	1135	1170	1200	1235	1270	1300	1335	1370	1400	1435	1470	1500	1535
4021-3000FH	Maple Farmhouse Counter Stool	21x26x41.5	25.04	21	1	1200	1235	1270	1300	1335	1370	1400	1435	1470	1500	1535	1570	1600	1635	1670
4121-2000FH	Oak Farmhouse Chair	21x26x41	16.45	30	1	1095	1125	1160	1195	1225	1260	1295	1325	1360	1395	1425	1460	1495	1525	1560
4121-3000FH	Oak Farmhouse Counter Stool	21x26x41.5	25.04	24	1	1225	1260	1295	1325	1360	1395	1425	1460	1495	1525	1560	1595	1625	1660	1695

Graded Prices - Leather

Item	Description	W x D x H	Cubes	Wgt	Units	52	53	54	55	56	57	58
4021-2000FHL	Maple Leather Farmhouse Chair	21x26x41	16.45	25	1	1270	1335	1400	1470	1535	1600	1670
4021-3000FHL	Maple Lth Farmhouse Counter Stool	21x26x41.5	25.04	21	1	1400	1470	1535	1600	1670	1735	1800
4121-2000FHL	Oak Leather Farmhouse Chair	21x26x41	16.45	30	1	1295	1360	1425	1495	1560	1625	1695
4121-3000FHL	Oak Lth Farmhouse Counter Stool	21x26x41.5	25.04	24	1	1425	1495	1560	1625	1695	1760	1825

Item	Seat Length	Seat Depth	Seat Height	Arm Height
4_21-2000FH	21	18	20.5	-
4_21-3000FH	21	18	25	-

How to Order

Ordering Options	Fabric Chairs and Stools	
	4_21-2000FH	4_21-3000FH
BODY FABRIC		
FINISH		
NAIL HEAD TRIM		
• ABNAIL / NKNAIL / OBNAIL	—	—
FOOTREST COVER		
• NONE-1(no footrest cover)		—
• BRASS(Antique Brass)		\$30
• STAINLESS(Brushed Stainless Steel)		\$30

- ▶ Tier 1, Tier 2, and Tier 3 fabrics, and Finish Options are listed at end of Upholstered Dining Chairs section.
- ▶ Any graded fabric is also available.

Ordering Options	Leather Chair and Stools	
	4_21-2000FHL	4_21-3000FHL
BODY LEATHER		
FINISH		
NAIL HEAD TRIM		
• ABNAIL / NKNAIL / OBNAIL	—	—
FOOTREST COVER		
• NONE-1(no footrest cover)		—
• BRASS(Antique Brass)		\$30
• STAINLESS(Brushed Stainless Steel)		\$30

- ▶ Any graded leather is also available.

**BenchMade - Alice
Suite: 4021, 4121**

Category: Upholstered Dining Chairs

Alice features gently sloping arms that extend to the front of the seat, and a wide, generous rectangular back and tapered legs. Seat construction is sinuous wire springs.



Introduced: 12/1/2020 **Country of Origin:** USA

Item	Description	W x D x H	Cubes	Wgt	Units	Tier 1	Tier 2	Tier 3	Special assigned fabrics
4021-0685S	Maple Slope Arm Chair	24x25.5x41	16.45	32	1	1335	1400	1535	Tier 1, Tier 2, and Tier 3 fabrics listed at end of Upholstered Dining Chairs section
4121-0685S	Oak Slope Arm Chair	24x25.5x41	16.45	35	1	1360	1425	1560	

		Graded Prices - Fabric																		
Item	Description	W x D x H	Cubes	Wgt	Units	21	22	23	24	25	26	27	28	29	30	31	32	33	34	35
4021-0685S	Maple Slope Arm Chair	24x25.5x41	16.45	32	1	1400	1470	1535	1600	1670	1735	1800	1870	1935	2000	2070	2135	2200	2270	2335
4121-0685S	Oak Slope Arm Chair	24x25.5x41	16.45	35	1	1425	1495	1560	1625	1695	1760	1825	1895	1960	2025	2095	2160	2225	2295	2360

Item	Seat Length	Seat Depth	Seat Height	Arm Height
4_21-0685S	19.5	18	20.5	19.5

How to Order

Ordering Options	Fabric Chairs
	4_21-0685S
BODY FABRIC	
FINISH	

- ▶ Tier 1, Tier 2, and Tier 3 fabrics, and Finish Options are listed at end of Upholstered Dining Chairs section.
- ▶ Any graded fabric is also available.

**BenchMade - Anne
Suite: 4021, 4121**

Category: Upholstered Dining Chairs

Anne brings sophistication and intrigue with her curving, contoured back and saber legs at the back and tapered legs in front. Seat construction is webbing.



Introduced: 12/1/2020 **Country of Origin:** USA

Item	Description	W x D x H	Cubes	Wgt	Units	Tier 1	Tier 2	Tier 3	Special assigned fabrics
4021-0685CB	Maple Curved Back Chair	21x27x41	16.45	25	1	1335	1400	1535	Tier 1, Tier 2, and Tier 3 fabrics listed at end of Upholstered Dining Chairs section
4121-0685CB	Oak Curved Back Chair	21x27x41	16.45	30	1	1360	1425	1610	

Graded Prices - Fabric

Item	Description	W x D x H	Cubes	Wgt	Units	21	22	23	24	25	26	27	28	29	30	31	32	33	34	35
4021-0685CB	Maple Curved Back Chair	21x27x41	16.45	25	1	1400	1470	1535	1600	1670	1735	1800	1870	1935	2000	2070	2135	2200	2270	2335
4121-0685CB	Oak Curved Back Chair	21x27x41	16.45	30	1	1475	1545	1610	1675	1745	1810	1875	1945	2010	2075	2145	2210	2275	2345	2410

Graded Prices - Leather

Item	Description	W x D x H	Cubes	Wgt	Units	52	53	54	55	56	57	58
4021-0685CBL	Maple Leather Curved Back Chair	21x27x41	16.45	25	1	1735	1800	1870	1935	2000	2070	2135
4121-0685CBL	Oak Leather Curved Back Chair	21x27x41	16.45	30	1	1760	1825	1895	1960	2025	2095	2160

Item	Seat Length	Seat Depth	Seat Height	Arm Height
4_21-0685CB	20	19.5	19.75	19.5

How to Order

Ordering Options		Fabric Chairs
		4_21-0685CB
BODY FABRIC		
FINISH		

- ▶ Tier 1, Tier 2, Tier 3 fabrics, and Finish Options are listed at end of Upholstered Dining Chairs section.
- ▶ Any graded fabric is also available.

Ordering Options		Leather Chairs
		4_21-0685CBL
BODY LEATHER		
FINISH		

- ▶ Any graded leather is available.

**BenchMade - Bailey
Suite: 4021, 4121**

Category: Upholstered Dining Chairs

Bailey reinterprets a mid-century look with low contouring back with open space for a lighter visual weight, and crisply tapered legs. Bailey is available at counter height as well. Seat construction is sinuous wire springs.



Introduced: 12/1/2020 Country of Origin: USA

Item	Description	W x D x H	Cubes	Wgt	Units	Tier 1	Tier 2	Tier 3	Special assigned fabrics
4021-2000BY	Maple Side Chair	21x25x35	16.45	25	1	935	1000	1070	Tier 1, Tier 2, and Tier 3 fabrics listed at end of Upholstered Dining Chairs section
4021-3000BY	Maple Counter Stool	21.5x23.5x42	25.03	45	1	1070	1135	1200	
4121-2000BY	Oak Side Chair	21x25x35	16.45	30	1	960	1025	1095	
4121-3000BY	Oak Counter Stool	21.5x23.5x42	25.03	48	1	1095	1160	1225	

Graded Prices - Fabric																				
Item	Description	W x D x H	Cubes	Wgt	Units	21	22	23	24	25	26	27	28	29	30	31	32	33	34	35
4021-2000BY	Maple Side Chair	21x25x35	16.45	25	1	1000	1035	1070	1100	1135	1170	1200	1235	1270	1300	1335	1370	1400	1435	1470
4021-3000BY	Maple Counter Stool	21.5x23.5x42	25.03	45	1	1135	1170	1200	1235	1270	1300	1335	1370	1400	1435	1470	1500	1535	1570	1600
4121-2000BY	Oak Side Chair	21x25x35	16.45	30	1	1025	1060	1095	1125	1160	1195	1225	1260	1295	1325	1360	1395	1425	1460	1495
4121-3000BY	Oak Counter Stool	21.5x23.5x42	25.03	48	1	1160	1195	1225	1260	1295	1325	1360	1395	1425	1460	1495	1525	1560	1595	1625

Graded Prices - Leather												
Item	Description	W x D x H	Cubes	Wgt	Units	52	53	54	55	56	57	58
4021-2000BYL	Maple Leather Side Chair	21x25x35	16.45	25	1	1235	1300	1370	1435	1500	1570	1635
4021-3000BYL	Maple Leather Counter Stool	21.5x23.5x42	25.03	45	1	1335	1400	1470	1535	1600	1670	1735
4121-2000BYL	Oak Leather Side Chair	21x25x35	16.45	30	1	1260	1325	1395	1460	1525	1595	1660
4121-3000BYL	Oak Leather Counter Stool	21.5x23.5x42	25.03	48	1	1360	1425	1495	1560	1625	1695	1760

Item	Seat Length	Seat Depth	Seat Height	Arm Height
4_21-2000BY	21	18	20	-
4_21-3000BY	21.5	20.5	25	-

How to Order

Ordering Options	Fabric Chairs and Stools	
	4_21-2000BY	4_21-3000BY
BODY FABRIC		
FINISH		
FOOTREST COVER		
• NONE-1(no footrest cover)		-
• BRASS(Antique Brass)		\$30
• STAINLESS(Brushed Stainless Steel)		\$30

- ▶ Tier 1 fabrics, Tier 2 fabrics, Tier 3 fabrics and Finish Options are listed at end of Upholstered Dining Chairs section.
- ▶ Any graded fabric is also available.

Ordering Options	Leather Chair and Stools	
	4_21-2000BYL	4_21-3000BYL
BODY LEATHER		
FINISH		
FOOTREST COVER		
• NONE-1(no footrest cover)		-
• BRASS(Antique Brass)		\$30
• STAINLESS(Brushed Stainless Steel)		\$30

- ▶ Any graded leather is available.

**BenchMade - Banks
Suite: 4022, 4122**

Category: Upholstered Dining Chairs

The Banks dining chair showcases an elegant shape smoothly upholstered with a stitched slipcover look. Wooden plinth bases available in BenchMade Maple or Oak finishes conceal casters which allow ease of movement and add to the unique design.



Introduced: 10/1/2022 Country of Origin: USA

Item	Description	W x D x H	Cubes	Wgt	Units	Tier 1	Tier 2	Tier 3	Special assigned fabrics
4022-0684	Maple Arm Chair	26x29x36	11.8	52	1	1469	1539	1659	Tier 1, Tier 2, and Tier 3 fabrics listed at end of Upholstered Dining Chairs section
4022-0686	Maple Armless Chair	23x29x36	11.8	46	1	1139	1209	1309	
4122-0684	Oak Arm Chair	26x29x36	11.8	52	1	1469	1539	1659	
4122-0686	Oak Armless Chair	23x29x36	11.8	46	1	1139	1209	1309	

Graded Prices - Fabric

Item	Description	W x D x H	Cubes	Wgt	Units	21	22	23	24	25	26	27	28	29	30	31	32	33	34	35
4022-0684	Maple Arm Chair	26x29x36	11.8	52	1	1539	1599	1659	1719	1779	1839	1899	1959	2019	2079	2139	2199	2259	2319	2379
4022-0686	Maple Armless Chair	23x29x36	11.8	46	1	1209	1259	1309	1359	1409	1459	1509	1559	1609	1659	1709	1759	1809	1859	1909
4122-0684	Oak Arm Chair	26x29x36	11.8	52	1	1539	1599	1659	1719	1779	1839	1899	1959	2019	2079	2139	2199	2259	2319	2379
4122-0686	Oak Armless Chair	23x29x36	11.8	46	1	1209	1259	1309	1359	1409	1459	1509	1559	1609	1659	1709	1759	1809	1859	1909

Item	Seat Length	Seat Depth	Seat Height	Arm Height
4_21-0684	20.5	20.5	21	25.5
4_21-0686	22	2.5	21	-

How to Order

Ordering Options	Fabric Chairs	Fabric Chairs
	4_21-0684	4_21-0686
BODY FABRIC		
FINISH		

- ▶ Tier 1 fabrics, Tier 2 fabrics, and Finish Options are listed at end of Upholstered Dining Chairs section.
- ▶ Any graded fabric is also available.

NEW - Available July 2023

**BenchMade - Hayes
Suite: 4226, 4126**

Category: Upholstered Dining Chairs

The Hayes chair features a barrel back frame design for comfort and support. Handcrafted with solid maple or white oak, Hayes' elegant curvature and tightly upholstered seat and back lend design versatility to a traditional shape.



Introduced: 4/1/2023 **Country of Origin:** USA

Item	Description	W x D x H	Cubes	Wgt	Units	Tier 1	Tier 2	Tier 3	Special assigned fabrics
4226-1685	Maple Barrel Back Chair	24x26x34	16.45	33	1	1240	1290	1350	Tier 1, Tier 2, and Tier 3 fabrics listed at end of Upholstered Dining Chairs section
4126-1685	Oak Barrel Back Chair	24x26x34	16.45	35	1	1300	1360	1420	

											Graded Prices - Fabric									
Item	Description	W x D x H	Cubes	Wgt	Units	21	22	23	24	25	26	27	28	29	30	31	32	33	34	35
4226-1685	Maple Barrel Back Chair	24x26x34	16.45	33	1	1350	1380	1410	1440	1470	1500	1530	1560	1590	1620	1650	1680	1710	1740	1770
4126-1685	Oak Barrel Back Chair	24x26x34	16.45	35	1	1420	1450	1480	1510	1540	1570	1600	1630	1660	1690	1720	1750	1770	1800	1830

Item	Seat Length	Seat Depth	Seat Height	Arm Height
4_26-1685	18.5	18	21.5	25

How to Order

	Fabric Chairs
Ordering Options	4_26-1685
BODY FABRIC	
FINISH	

- ▶ Tier 1, Tier 2 fabrics, Tier 3 fabrics and Finish Options are listed at end of Upholstered Dining Chairs section.
- ▶ Any graded fabric is also available.

NEW - Available July 2023

**BenchMade - Holt
Suite: 4226, 4126**

Category: Upholstered Dining Chairs

Clean-lined and classic, the Holt's subtle curves and angular tension offer a fresh, modern silhouette. Handcrafted with solid maple or white oak and elegantly tailored for refined comfort.

Introduced: 4/1/2023 **Country of Origin:** USA



Item	Description	W x D x H	Cubes	Wgt	Units	Tier 1	Tier 2	Tier 3	Special assigned fabrics
4226-2450	Maple Arm Chair	24x25x35	16.45	37	1	960	1020	1070	Tier 1, Tier 2, and Tier 3 fabrics listed at end of Upholstered Dining Chairs section
4226-2451	Maple Side Chair	21x25x34.5	25.03	27	1	740	790	840	
4126-2450	Oak Arm Chair	24x25x35	16.45	39	1	990	1050	1110	
4126-2451	Oak Side Chair	21x25x34.5	25.03	29	1	770	830	900	

											Graded Prices - Fabric									
Item	Description	W x D x H	Cubes	Wgt	Units	21	22	23	24	25	26	27	28	29	30	31	32	33	34	35
4226-2450	Maple Arm Chair	24x25x35	16.45	34	1	1070	1100	1135	1170	1205	1235	1270	1305	1335	1370	1405	1435	1470	1505	1535
4226-2451	Maple Side Chair	21x25x34.5	25.03	27	1	840	870	905	940	975	1005	1040	1075	1105	1140	1175	1205	1240	1275	1305
4126-2450	Oak Arm Chair	24x25x35	16.45	39	1	1110	1140	1175	1210	1245	1275	1310	1345	1375	1410	1445	1475	1510	1545	1575
4126-2451	Oak Side Chair	21x25x34.5	25.03	29	1	900	930	965	1000	1035	1065	1100	1135	1165	1200	1235	1265	1300	1335	1365

Item	Seat Length	Seat Depth	Seat Height	Arm Height
4_26-2450	21.5	18	21.5	-
4_26-2451	18.5	18	21.5	26

How to Order

Ordering Options	Fabric Chairs	
	4_26-2450	4_26-2451
BODY FABRIC		
FINISH		

- ▶ Tier 1 fabrics, Tier 2 fabrics, Tier 3 fabrics and Finish Options are listed at end of Upholstered Dining Chairs section.
- ▶ Any graded fabric is also available.

**BenchMade - Marge
Suite: 4021, 4121**

Category: Upholstered Dining Chairs

A classic Parson's style chair with tapered legs, Marge features a welted seat with a plush top. Seat construction is sinuous wire springs.



Introduced: 12/1/2020 Country of Origin: USA

Item	Description	W x D x H	Cubes	Wgt	Units	Tier 1	Tier 2	Tier 3	Special assigned fabrics
4021-0685P	Maple Parsons Chair	20x26x42.5	16.45	25	1	825	895	960	Tier 1, Tier 2, and Tier 3 fabrics listed at end of Upholstered Dining Chairs section
4021-3685P	Maple Parsons Counter Stool	20x26x38	25.04	45	1	1025	1095	1165	
4121-0685P	Oak Parsons Chair	20x26x42.5	16.45	30	1	850	920	985	
4121-3685P	Oak Parsons Counter Stool	20x26x38	25.04	48	1	1055	1125	1195	

Graded Prices - Fabric																				
Item	Description	W x D x H	Cubes	Wgt	Units	21	22	23	24	25	26	27	28	29	30	31	32	33	34	35
4021-0685P	Maple Parsons Chair	20x26x42.5	16.45	25	1	895	925	960	995	1025	1060	1095	1125	1160	1195	1225	1260	1295	1325	1360
4021-3685P	Maple Parsons Counter Stool	20x26x38	25.04	45	1	1100	1130	1165	1200	1230	1265	1300	1330	1365	1400	1430	1465	1500	1530	1565
4121-0685P	Oak Parsons Chair	20x26x42.5	16.45	30	1	920	950	985	1020	1050	1085	1120	1150	1185	1220	1250	1285	1320	1350	1385
4121-3685P	Oak Parsons Counter Stool	20x26x38	25.04	48	1	1130	1160	1195	1230	1260	1295	1330	1360	1395	1430	1460	1495	1530	1560	1595

Graded Prices - Leather												
Item	Description	W x D x H	Cubes	Wgt	Units	52	53	54	55	56	57	58
4021-0685PL	Maple Leather Parsons Chair	20x26x42.5	16.45	25	1	1225	1295	1360	1425	1495	1560	1625
4021-3685PL	Maple Leather Counter Stool	20x26x38	25.04	45	1	1360	1425	1495	1560	1625	1695	1760
4121-0685PL	Oak Leather Parsons Chair	20x26x42.5	16.45	30	1	1250	1320	1385	1450	1520	1585	1650
4121-3685PL	Oak Leather Counter Stool	20x26x38	25.04	48	1	1390	1455	1525	1590	1655	1725	1790

Item	Seat Length	Seat Depth	Seat Height	Arm Height
4_21-0685P	19.75	17.5	20.5	-
4_21-3685P	19.75	17.5	25	-

How to Order

Ordering Options	Fabric Chairs and Stools	
	4_21-0685P	4_21-3685P
BODY FABRIC		
FINISH		
FOOTREST COVER		
<ul style="list-style-type: none"> NONE-1(no footrest cover) BRASS(Antique Brass) STAINLESS(Brushed Stainless Steel) 		- \$30 \$30

- ▶ Tier 1, Tier 2, and Tier 3 fabrics and Finish Options are listed at end of Upholstered Dining Chairs section.
- ▶ Any graded fabric is also available.

Ordering Options	Leather Chair and Stools	
	4_21-0685PL	4_21-3685PL
BODY LEATHER		
FINISH		
FOOTREST COVER		
<ul style="list-style-type: none"> NONE-1(no footrest cover) BRASS(Antique Brass) STAINLESS(Brushed Stainless Steel) 		- \$30 \$30

- ▶ Any graded leather is also available.

**BenchMade - Nancy
Suite: 4021, 4121**

Category: Upholstered Dining Chairs

A classic Parson's style chair with tapered legs, Nancy features a tight, weltless seat trimmed with nail head. Nail head will be placed around the base of the chair seat, applied end to end and small size (3/8"). Seat construction is sinuous wire springs.



Introduced: 12/1/2020 Country of Origin: USA

Item	Description	W x D x H	Cubes	Wgt	Units	Tier 1	Tier 2	Tier 3	Special assigned fabrics
4021-0685N	Maple Parsons Chair	20x26x42.5	16.45	25	1	900	970	1035	Tier 1, Tier 2, and Tier 3 fabrics listed at end of Upholstered Dining Chairs section
4021-3685N	Maple Parsons Counter Stool	20x26x38	25.04	45	1	1100	1170	1235	
4121-0685N	Oak Parsons Chair	20x26x42.5	16.45	30	1	925	995	1060	
4121-3685N	Oak Parsons Counter Stool	20x26x38	25.04	48	1	1125	1195	1260	

Graded Prices - Fabric																				
Item	Description	W x D x H	Cubes	Wgt	Units	21	22	23	24	25	26	27	28	29	30	31	32	33	34	35
4021-0685N	Maple Parsons Chair	20x26x42.5	16.45	25	1	970	1000	1035	1070	1100	1135	1170	1200	1235	1270	1300	1335	1370	1400	1435
4021-3685N	Maple Parsons Counter Stool	20x26x38	25.04	45	1	1170	1200	1235	1270	1300	1335	1370	1400	1435	1470	1500	1535	1570	1600	1635
4121-0685N	Oak Parsons Chair	20x26x42.5	16.45	30	1	995	1025	1060	1095	1125	1160	1195	1225	1260	1295	1325	1360	1395	1425	1460
4121-3685N	Oak Parsons Counter Stool	20x26x38	25.04	48	1	1195	1225	1260	1295	1325	1360	1395	1425	1460	1495	1525	1560	1595	1625	1660

Graded Prices - Leather												
Item	Description	W x D x H	Cubes	Wgt	Units	52	53	54	55	56	57	58
4021-0685NL	Maple Leather Parsons Chair	20x26x42.5	16.45	25	1	1200	1270	1335	1400	1470	1535	1600
4021-3685NL	Maple Leather Counter Stool	20x26x38	25.04	45	1	1335	1400	1470	1535	1600	1670	1735
4121-0685NL	Oak Leather Parsons Chair	20x26x42.5	16.45	30	1	1225	1295	1360	1425	1495	1560	1625
4121-3685NL	Oak Leather Counter Stool	20x26x38	25.04	48	1	1360	1425	1495	1560	1625	1695	1760

Item	Seat Length	Seat Depth	Seat Height	Arm Height
4_21-0685N	20	18	20.5	-
4_21-3685N	20	18	27	-

How to Order

Ordering Options	Fabric Chairs and Stools	
	4_21-0685N	4_21-3685N
BODY FABRIC		
FINISH		
NAIL HEAD TRIM		
• ABNAIL / NKNAIL / OBNAIL	—	—
FOOTREST COVER		
• NONE-1(no footrest cover)		—
• BRASS(Antique Brass)		\$30
• STAINLESS(Brushed Stainless Steel)		\$30

- ▶ Tier 1, Tier 2, and Tier 3 fabrics and Finish Options are listed at end of Upholstered Dining Chairs section.
- ▶ Any graded fabric is also available.

Ordering Options	Leather Chair and Stools	
	4_21-0685NL	4_21-3685NL
BODY LEATHER		
FINISH		
NAIL HEAD TRIM		
• ABNAIL / NKNAIL / OBNAIL	—	—
FOOTREST COVER		
• NONE-1(no footrest cover)		—
• BRASS(Antique Brass)		\$30
• STAINLESS(Brushed Stainless Steel)		\$30

- ▶ Any graded leather is also available.

**BenchMade - Ostrow
Suite: 4021, 4121**

Category: Upholstered Dining Chairs

Ostrow offers a modern take on a classic French style, with an oval upholstered back style framed with solid maple or solid oak for added definition. Seat construction is sinuous wire springs.

Introduced: 12/1/2020 **Country of Origin:** USA



Item	Description	W x D x H	Cubes	Wgt	Units	Tier 1	Tier 2	Tier 3	Special assigned fabrics
4021-1000RD	Maple Arm Chair	23x25x40	16.45	32	1	1070	1135	1200	Tier 1, Tier 2, and Tier 3 fabrics listed at end of Upholstered Dining Chairs section
4021-2000RD	Maple Side Chair	20x25x40	16.45	25	1	935	1000	1070	
4021-3000RD	Maple Counter Stool	20x25x44.5	25.04	45	1	1070	1135	1200	
4121-1000RD	Oak Arm Chair	23x25x40	16.45	35	1	1140	1205	1270	
4121-2000RD	Oak Side Chair	20x25x40	16.45	30	1	1005	1070	1140	
4121-3000RD	Oak Counter Stool	20x25x44.5	25.04	48	1	1140	1205	1270	

Graded Prices - Fabric

Item	Description	W x D x H	Cubes	Wgt	Units	21	22	23	24	25	26	27	28	29	30	31	32	33	34	35
4021-1000RD	Maple Arm Chair	23x25x40	16.45	32	1	1135	1170	1200	1235	1270	1300	1335	1370	1400	1435	1470	1500	1535	1570	1600
4021-2000RD	Maple Side Chair	20x25x40	16.45	25	1	1000	1035	1070	1100	1135	1170	1200	1235	1270	1300	1335	1370	1400	1435	1470
4021-3000RD	Maple Counter Stool	20x25x44.5	25.04	45	1	1135	1170	1200	1235	1270	1300	1335	1370	1400	1435	1470	1500	1535	1570	1600
4121-1000RD	Oak Arm Chair	23x25x40	16.45	35	1	1205	1240	1270	1305	1340	1370	1405	1440	1470	1505	1540	1570	1605	1640	1670
4121-2000RD	Oak Side Chair	20x25x40	16.45	30	1	1070	1105	1140	1170	1205	1240	1270	1305	1340	1370	1405	1440	1470	1505	1540
4121-3000RD	Oak Counter Stool	20x25x44.5	25.04	48	1	1205	1240	1270	1305	1340	1370	1405	1440	1470	1505	1540	1570	1605	1640	1670

Item	Seat Length	Seat Depth	Seat Height	Arm Height
4_21-1000RD	20	20	20	25
4_21-2000RD	20	20	20	-
4_21-3000RD	20	20	24	-

How to Order

Ordering Options	Fabric Chairs and Stools		
	4_21-1000RD	4_21-2000RD	4_21-3000RD
BODY FABRIC			
FINISH			
FOOTREST COVER			
• NONE-1(no footrest cover)			-
• BRASS(Antique Brass)			\$30
• STAINLESS(Brushed Stainless Steel)			\$30

- ▶ Tier 1, Tier 2, and Tier 3 fabrics and Finish Options are listed at end of Upholstered Dining Chairs section.
- ▶ Any graded fabric is also available.

**BenchMade - Samson
Suite: 4021, 4121**

Category: Upholstered Dining Chairs

Samson offers a modern take on a classic French style, with a square upholstered back style framed with solid maple or oak frames. Seat construction is sinuous wire springs.

Introduced: 12/1/2020 **Country of Origin:** USA



Item	Description	W x D x H	Cubes	Wgt	Units	Tier 1	Tier 2	Tier 3	Special assigned fabrics
4021-1000SQ	Maple Arm Chair	23x26x39	16.45	15	1	1070	1135	1200	Tier 1, Tier 2, and Tier 3 fabrics listed at end of Upholstered Dining Chairs section
4021-2000SQ	Maple Side Chair	20x26x39	16.45	14	1	935	1000	1070	
4021-3000SQ	Maple Counter Stool	20x26x40.5	25.04	45	1	1070	1135	1200	
4121-1000SQ	Oak Arm Chair	23x26x39	16.45	17	1	1140	1205	1270	
4121-2000SQ	Oak Side Chair	20x26x39	16.45	16	1	1005	1070	1140	
4121-3000SQ	Oak Counter Stool	20x26x40.5	25.04	48	1	1140	1205	1270	

Graded Prices - Fabric

Item	Description	W x D x H	Cubes	Wgt	Units	21	22	23	24	25	26	27	28	29	30	31	32	33	34	35
4021-1000SQ	Maple Arm Chair	23x26x39	16.45	15	1	1135	1170	1200	1235	1270	1300	1335	1370	1400	1435	1470	1500	1535	1570	1600
4021-2000SQ	Maple Side Chair	20x26x39	16.45	14	1	1000	1035	1070	1100	1135	1170	1200	1235	1270	1300	1335	1370	1400	1435	1470
4021-3000SQ	Maple Counter Stool	20x26x40.5	25.04	45	1	1135	1170	1200	1235	1270	1300	1335	1370	1400	1435	1470	1500	1535	1570	1600
4121-1000SQ	Oak Arm Chair	23x26x39	16.45	17	1	1205	1240	1270	1305	1340	1370	1405	1440	1470	1505	1540	1570	1605	1640	1670
4121-2000SQ	Oak Side Chair	20x26x39	16.45	16	1	1070	1105	1140	1170	1205	1240	1270	1305	1340	1370	1405	1440	1470	1505	1540
4121-3000SQ	Oak Counter Stool	20x26x40.5	25.04	48	1	1205	1240	1270	1305	1340	1370	1405	1440	1470	1505	1540	1570	1605	1640	1670

Item	Seat Length	Seat Depth	Seat Height	Arm Height
4_21-1000SQ	20	20	20	25
4_21-2000SQ	20	20	20	-
4_21-3000SQ	20	20	24	-

How to Order

Ordering Options	Fabric Chairs and Stools		
	4_21-1000SQ	4_21-2000SQ	4_21-3000SQ
BODY FABRIC			
FINISH			
FOOTREST COVER			
• NONE-1(no footrest cover)			-
• BRASS(Antique Brass)			\$30
• STAINLESS(Brushed Stainless Steel)			\$30

- ▶ Tier 1, Tier 2, and Tier 3 fabrics and Finish Options are listed at end of Upholstered Dining Chairs section.
- ▶ Any graded fabric is also available.

BenchMade Fabric, Leather, and Finish Options

Category: Upholstered Dining Chairs

Choices of BODY FABRIC - Tier 1		Revolution / Sustain			
1495-0D	Bone	1495-2D	Straw	1495-19D	Fog
1602-1D	Snow	1602-2D	Oyster	1602-15D	Riviera
1602-19D	Dove	1602-29D	Zinc	1606-0D	Snow
1606-1D	Ivory	1606-11D	Pearl	1606-29D	Storm
1607-0D	Cloud	1607-9D	Zinc	1607-19D	Driftwood
1608-1D	Canvas	1608-18D	Sisal	1608-19D	Chrome

▶ When ordering these body fabrics you must place the "D" after the color #. Any graded fabric is also available.

Choices of BODY FABRIC - Tier 2		Crypton / Revoultuion			
1550-1D	Linen	1550-15D	Lagoon	1550-19D	Dove
1566-0D	Bone	1566-1D	Cream	1566-19D	Dove
1566-29D	Gray	1583-0D	Snow	1583-11D	Alabaster
1583-19D	Dove				

▶ When ordering these body fabrics you must place the "D" after the color #. Any graded fabric is also available

NEW

Choices of BODY FABRIC - Tier 3		Sunbrella			
1580-1D	Cloud	1580-18D	Mushroom	1580-58D	Sand
1580-8D	Mink	1580-11D	Alabaster	1580-15D	Lapis
1580-19D	Smoke	1580-25D	Marine	1580-28D	Birch
1580-35D	Seamist	1580-49D	Silver	1580-59D	Graphite
1580-61D	Snow	6432-0D	Cloud	6432-21D	Pearl

▶ When ordering these body leathers you must place the "D" after the color #. Any graded fabric is also available.

Choice of FINISH - 4021 Maple					
ALPINE	Alpine Maple	AUBURN	Auburn Maple	DKCHESTNUT	Dark Chestnut Maple
GREYLAN	Greylan Maple	PKAVENUE	Park Avenue Maple	SANDSTONE	Sandstone Maple

Choices of FINISH - 4121 Oak					
BRIAR	Briar Oak	CUMBERLAND	Cumberland Oak	STORMGREY	Storm Grey Oak
SUMMERFD	Summerfield Oak	VWHITE	Vintage White Oak	WASHLINEN	Washed Linen Oak

NEW - Blonde, Currant, & Sedona cherry finishes

Choices of FINISH - 4226 Maple & Cherry					
AUBURN	Auburn Maple	BRIDLE	Bridle Maple	BLONDE	Natural Cherry
CURRANT	Dark Cherry	DKCHESTNUT	Dark Chestnut Maple	GREYLAN	Greylan Maple
PKAVENUE	Park Avenue Maple	SANDSTONE	Sandstone Maple	SEDONA	Medium Cherry

▶ Cherry finishes are only available on the 4226 & Banks chairs.

Choices of FINISH - 4126 Oak					
BRIAR	Briar Oak	CUMBERLAND	Cumberland Oak	STORMGREY	Storm Grey Oak
SUMMERFD	Summerfield Oak	VWHITE	Vintage White Oak	WASHLINEN	Washed Linen Oak

BenchMade

Category: Occasional Tables

Suite: 6021, 6121, 6521

The Andover occasional tables pair stainless steel metal bases with solid wood tops made by the craftsmen at BenchMade. Offered in brushed champagne brass or stainless steel metal finishes, the bases blend effortlessly with BenchMade Maple or Oak adding a modern casual vibe to any living space.

Introduced: 8/1/2022 **Country of Origin:** Top: Handcrafted in USA
Base: Vietnam

Wood species: **Appalachian Red Leaf Maple(6021)**
Appalachian White Oak(6121)

Item	Price	Description	Size	Wt.	Cu.Ft.
Andover (top thickness 1 1/4")					
	2409.00	Complete Rectangle Maple Cocktail	52Wx30Dx17.25H		
	2809.00	Complete Rectangle Oak Cocktail Select a Maple or Oak Top and Champagne Brass or Stainless Steel Base	52Wx30Dx17.25H		
6021-T613	1209.00	Maple Rectangle Cocktail Top or	52Wx30Dx1.25H	50	3.24
6121-T613	1609.00	Oak Rectangle Cocktail Top	52Wx30Dx1.25H	57	3.24
6521-TB13B	1200.00	Champagne Brass Rectangle Cocktail Base or	44Wx24Dx16H	67	15.47
6521-TB13S	1200.00	Stainless Steel Rectangle Cocktail Base	44Wx24Dx16H	67	15.47
	2279.00	Complete Round Maple Cocktail	44Wx44Dx17.25H		
	2809.00	Complete Round Oak Cocktail Select a Maple or Oak Top and Champagne Brass or Stainless Steel Base	44Wx44Dx17.25H		
6021-T606	1339.00	Maple Round Cocktail Top or	44Wx44Dx1.25H	47	4.15
6121-T606	1869.00	Oak Round Cocktail Top	44Wx44Dx1.25H	55	4.15
6521-TB06B	940.00	Champagne Brass Round Cocktail Base or	32Wx32Dx16H	41	8.65
6521-TB06S	940.00	Stainless Steel Round Cocktail Base	32Wx32Dx16H	41	8.65
	1409.00	Complete Round Maple Lamp Table	28Wx28Dx25H		
	1669.00	Complete Round Oak Lamp Table Select a Maple or Oak Top and Champagne Brass or Stainless Steel Base	28Wx28Dx25H		
6021-T641	609.00	Maple Round Lamp Table Top or	28Wx28Dx1.25H	17	1.74
6121-T641	869.00	Oak Round Lamp Table Top	28Wx28Dx1.25H	23	1.74
6521-TB41B	800.00	Champagne Brass Round Lamp Table Base or	20Wx20Dx24H	32	5.6
6521-TB41S	800.00	Stainless Steel Round Lamp Table Base	20Wx20Dx24H	32	5.6
	2479.00	Complete Console Maple Table	64Wx16Dx30H		
	2739.00	Complete Console Oak Table Select a Maple or Oak Top and Champagne Brass or Stainless Steel Base	64Wx16Dx30H		
6021-T699	1009.00	Maple Console Table Top or	64Wx16Dx1.25H	30	2.48
6121-T699	1269.00	Oak Console Table Top	64Wx16Dx1.25H	41	2.48
6521-TB99B	1470.00	Champagne Brass Console Table Base or	56Wx12Dx29H	70	18.2
6521-TB99S	1470.00	Stainless Steel Console Table Base	56Wx12Dx29H	70	18.2

Ordering Options	6_21-T613	6_21-T606	6_21-T641	6_21-T699
TOP FINISH				

Choices of Maple TOP FINISH					
ALPINE	Alpine Maple	AUBURN	Auburn Maple	DKCHESTNUT	Dark Chestnut Maple
GREYLAN	Greyland Maple	PKAVENUE	Park Avenue Maple	SANDSTONE	Sandstone Maple

Choices of Oak TOP FINISH					
BRIAR	Briar Oak	CUMBERLAND	Cumberland Oak	STORMGREY	Storm Grey Oak
SUMMERFD	Summerfield Oak	VWHITE	Vintage White Oak	WASHLINEN	Washed Linen

Category: Occasional Tables	BenchMade Suite: 6015
------------------------------------	------------------------------

Bassett's BenchMade Occasional is American through and through. Each item is crafted from timber harvested in the Appalachian Region and then uniquely BenchMade by our own Artisans in Bassett, Virginia. Each is made to order, one at a time. Appalachian Red Leaf Maple is selected for its character so the natural beauty of the wood is captured and highlighted. Distinctive wood grains, hand-planed natural wear and stunning finishes give each piece an heirloom quality. Made entirely of solid wood, you can be sure these styles will stand the test of time and be a gathering place for family and friends for years to come.

Introduced: 4/1/2016 **Country of Origin:** Handcrafted in the USA

Wood species: Appalachian Red Leaf Maple

Item	Price	Description	Size	Wt.	Cu.Ft.
<i>Hampton(post base tables)</i>					
6015-0615P	2409.00	Maple Square Cocktail Table	40Wx40Dx17H	136	19.91
6015-0615PC	2539.00	Maple Square Cocktail Table w/Casters	40Wx40Dx17.5H	136	19.91
6015-0665P	1869.00	Maple End Table	24Wx26Dx25H	70	12.26

<i>Ordering Options</i>	6015-0615P	6015-0615PC	6015-0665P
TOP FINISH			
BASE FINISH			

<i>Choice of FINISH - 4021 Maple</i>					
ALPINE	Alpine Maple	AUBURN	Auburn Maple	DKCHESTNUT	Dark Chestnut Maple
GREYLAN	GreyLAN Maple	PKAVENUE	Park Avenue Maple	SANDSTONE	Sandstone Maple

BenchMade

Suite: 6021, 6121

Category: Occasional Tables

Drawing on over 100 years of American craftsmanship, BenchMade's artisans craft each occasional table with heart, by hand. Made from sustainable Appalachian red leaf maple or white oak.

Introduced: 6/1/2021 Country of Origin: USA

Wood species: Appalachian Red Leaf Maple(6021)
Appalachian White Oak(6121)

Item	Price	Description	Size	Wt.	Cu.Ft.
Liam					
6021-0605	1869.00	Maple Round Cocktail Table	42Wx42Dx17H	135	22.1
6121-0605	2409.00	Oak Round Cocktail Table	42Wx42Dx17H	145	22.1
6021-0613	1869.00	Maple Rectangular Cocktail Table	48Wx28Dx17H	150	20.5
6121-0613	2409.00	Oak Rectangular Cocktail Table	48Wx28Dx17H	160	20.5
6021-0615	1869.00	Maple Square Cocktail Table	42Wx42Dx17H	135	22.1
6121-0615	2409.00	Oak Square Cocktail Table	42Wx42Dx17H	145	22.1
6021-0641	1139.00	Maple Round End Table	24Wx24Dx24H	70	10.7
6121-0641	1339.00	Oak Round End Table	24Wx24Dx24H	80	10.7
6021-0661	1069.00	Maple Chairside Table	12Wx18Dx24H	55	4.35
6121-0661	1269.00	Oak Chairside Table	12Wx18Dx24H	65	4.35
6021-0665	1139.00	Maple Square End Table	24Wx24Dx24H	70	10.7
6121-0665	1339.00	Oak Square End Table	24Wx24Dx24H	80	10.7
6021-0699	1739.00	Maple Console Table	72Wx16Dx30H	155	25
6121-0699	2269.00	Oak Console Table	72Wx16Dx30H	165	25

Ordering Options	6_21-0605	6_21-0613	6_21-0615
TOP FINISH			
BASE FINISH			

Ordering Options	6_21-0641	6_21-0661	6_21-0665
TOP FINISH			
BASE FINISH			

Ordering Options	6_21-099
TOP FINISH	
BASE FINISH	

Choices of TOP FINISH and BASE FINISH - 6021 Maple

ALPINE	Alpine Maple	AUBURN	Auburn Maple	DKCHESTNUT	Dark Chestnut Maple
GREYLAN	Greyland Maple	PKAVENUE	Park Avenue Maple	SANDSTONE	Sandstone Maple

Choices of TOP FINISH and BASE FINISH - 6121 Oak

BRIAR	Briar Oak	CUMBERLAND	Cumberland Oak	STORMGREY	Storm Grey Oak
SUMMERFD	Summerfield Oak	VWHITE	Vintage White Oak	WASHLINEN	Washed Linen

BenchMade
Suite: 6C11

Category: Occasional Tables, Storage

Handmade in America by master artisans, the Linville Occasional tables are the perfect combination of beauty and functionality. The tables feature clean, modern lines, hand forged metal and tempered glass.

Available in 4 custom metal finishes. Made in North Carolina.

Introduced: 4/1/2020 **Country of Origin:** USA

Item # Codes:

6C11-AXXX Alchemy finish
6C11-CXXX Champagne finish
6C11-MXXX Gunmetal finish
6C11-RXXX Oil Rubbed Bronze finish

Indicate "A", "C", "M" or "R" in place of "_" when ordering

Example: 6C11-A605-for a Round Cocktail Table in Alchemy

Item	Price	Description	Size	Wt.	Cu.Ft.
Linville					
6C11-__605	1739.00	Round Cocktail Table Tempered glass top, 1 Tempered glass shelf	36Wx36Dx18H	87	20.4
6C11-__613	1739.00	Rectangular Cocktail Table Tempered glass top, 1 Tempered glass shelf	47Wx29Dx19H	99	25.1
6C11-__615	1739.00	Square Cocktail Table Tempered glass top, 1 Tempered glass shelf	40Wx40Dx19H	80	22.5
6C11-__641	1469.00	Round End Table Tempered glass top, 1 Tempered glass shelf	22Wx22Dx24H	39	9.16
6C11-__665	1469.00	End Table Tempered glass top, 1 Tempered glass shelf	24Wx19Dx24H	47	9.22
6C11-__699	1809.00	Console Table Tempered glass top, 1 Tempered glass shelf	55Wx13Dx33H	79	18.2
Storage					
	3139.00	Complete Etagere Must order as complete unit 4 Fixed glass shelves Ships with tip safety restraint kit	36Wx15Dx74H		
6C11-__682	2669.00	Etagere Frame	36Wx15Dx74H	108	33.9
6C11-0682G	470.00	Etagere Glass Shelves		86	1.42

Category: Occasional Tables, Storage	BenchMade Suite: 6M55, 6M65
---	--

Sleek stainless steel metal joins with Bench*Made, solid wood tops to create a decidedly modern silhouette. Each metal base is individually welded by hand with mitred corner joints and pair effortlessly with solid, Appalachian maple or white oak tops.

Introduced: 8/1/2022 **Country of Origin:** **Top:** Handcrafted in USA
Base: Vietnam

- 6M65-0613B** Champagne Brass Base
- 6M65-0613S** Stainless Steel Base
- Appalachian Maple(6M65)
- Appalachian White Oak(6M55)

Item	Price	Description	Size	Wt.	Cu.Ft.
Midlothian					
6M65-0613__	2139.00	Maple Rectangular Cocktail Table	58Wx30Dx16.5H	165	22.83
6M55-0613__	2409.00	Oak Rectangular Cocktail Table	58Wx30Dx16.5H	175	22.83
6M65-0615__	2479.00	Maple Square Cocktail Table	42Wx42Dx16.5H	94	25
6M55-0615__	2669.00	Oak Square Cocktail Table	42Wx42Dx16.5H	106	25
6M65-0661__	939.00	Maple Chairside Table	15Wx21.5Dx16.5H	28	6.76
6M55-0661__	1009.00	Oak Chairside Table	15Wx21.5Dx16.5H	31	6.76
6M65-0665__	1209.00	Maple End Table	24Wx28Dx23.5H	45	13.49
6M55-0665__	1339.00	Oak End Table	24Wx28Dx23.5H	48	13.49
6M65-0699__	1939.00	Maple Console Table	62.5Wx15Dx28.5H	67	21.28
6M55-0699__	2069.00	Oak Console Table	62.5Wx15Dx28.5H	72	21.3

Ordering Options	6M__-0613__	6M__-0615__	6M__-0661__
TOP FINISH			

Ordering Options	6M__-0665__	6M__-0699__
TOP FINISH		

****Storage****

6M65-0682__	3139.00	Maple Etagere	30Wx15Dx78.5H	121	28.53
6M55-0682__	3469.00	Oak Etagere	30Wx15Dx78.5H	141	28.5

4 Wood shelves, Ships with tip safety restraint kit

Ordering Options	6M__-0682__
SHELF FINISH	

**** Finish options****

<i>Choices of TOP FINISH and SHELF FINISH - 6M65 Maple</i>					
ALPINE	Alpine Maple	AUBURN	Auburn Maple	DKCHESTNUT	Dark Chestnut Maple
GREYLAN	Greytan Maple	PKAVENUE	Park Avenue Maple	SANDSTONE	Sandstone Maple

<i>Choices of TOP FINISH and SHELF FINISH - 6M55 Oak</i>					
BRIAR	Briar Oak	CUMBERLAND	Cumberland Oak	STORMGREY	Storm Grey Oak
SUMMERFD	Summerfield Oak	VWHITE	Vintage White Oak	WASHLINEN	Washed Linen Oak

Category: Occasional Tables, Storage	BenchMade Suite: 6M19, 6M21
---	--

An extension of Bassett's BenchMade, the Midtown occasional group joins the beauty of solid maple or oak harvested in Appalachia with metal forged in the Roanoke Valley of Virginia. A blend of function and versatility, each Midtown table is made by hand and custom built one at a time by the skilled craftsmen of Bassett.

Introduced: 4/1/2019 **Country of Origin:** USA
2/1/2020(6M21)

Wood species: **Appalachian Red Leaf Maple(6M19)**
Appalachian White Oak(6M21)

Item	Price	Description	Size	Wt.	Cu.Ft.
Midtown					
6M19-0613	2009.00	Maple Rectangular Cocktail Table	58Wx30Dx16.5H	180	22.1
6M21-0613	2409.00	Oak Rectangular Cocktail Table	58Wx30Dx16.5H	180	22.1
6M19-0615	2009.00	Maple Large Square Cocktail Table	42Wx42Dx16.5H	180	22.3
6M21-0615	2409.00	Oak Large Square Cocktail Table	42Wx42Dx16.5H	180	22.3
6M19-0623	2009.00	Maple Small Square Cocktail Table	32Wx32Dx14.5H	180	11.6
6M21-0623	2409.00	Oak Small Square Cocktail Table	32Wx32Dx14.5H	180	11.6
▶ Small Square Cocktail Base available in PLATINUM Only					
6M19-0625	1139.00	Maple Bunching Cocktail Table	21.5Wx21.5Dx16.5H	180	6.4
6M21-0625	1269.00	Oak Bunching Cocktail Table	21.5Wx21.5Dx16.5H	180	6.4
6M19-0665	No Longer	Maple End Table	24Wx28Dx23.5H	45	12.3
6M21-0665	Available	Oak End Table	24Wx28Dx23.5H	45	12.3
6M19-0699	1869.00	Maple Console Table	62.5Wx15Dx28.5H	180	20.4
6M21-0699	2269.00	Oak Console Table	62.5Wx15Dx28.5H	180	20.4
▶ Console Base available in PLATINUM Only					

Ordering Options	6M__-0613	6M__-0615	6M__-0623
TOP FINISH			
METAL BASE FINISH			PLATINUM

Ordering Options	6M__-0625	6M__-0699
TOP FINISH		
METAL BASE FINISH		PLATINUM

****Storage****

6M19-0682	3209.00	Etagere	30Wx15Dx78.5H	115	25.7
6M21-0682	3469.00	Etagere	30Wx15Dx78.5H	115	25.7
Etagere only available in the Platinum metal finish. 4 Wood shelves, Ships with tip safety restraint kit					

Ordering Options	6M__-0682
SHELF FINISH	

****See following page for Finish options****

Category: Occasional Tables, Storage	BenchMade Suite: 6M19, 6M21
---	--

<i>Choices of TOP FINISH and SHELF FINISH - 6M19 Maple</i>					
ALPINE	Alpine Maple	AUBURN	Auburn Maple	DKCHESTNUT	Dark Chestnut Maple
GREYLAN	Greytan Maple	PKAVENUE	Park Avenue Maple	SANDSTONE	Sandstone Maple

<i>Choices of TOP FINISH and SHELF FINISH - 6M21 Oak</i>					
BRIAR	Briar Oak	CUMBERLAND	Cumberland Oak	STORMGREY	Storm Grey Oak
SUMMERFD	Summerfield Oak	VWHITE	Vintage White Oak	WASHLINEN	Washed Linen Oak

<i>Choices of METAL BASE FINISH and METAL FRAME FINISH - 6M19 and 6M21</i>					
BLKNICKEL	Black Nickel	PLATINUM	Platinum		

Category: Occasional Tables	BenchMade 6031
------------------------------------	---------------------------

Solid Appalachian Maple shines on the BenchMade Primland Occasional. With a canvas of clean strong lines, the visual weight of the tables are balanced by the modern cleanliness of right angles and simplicity of design. The base is thoughtfully set back for ample leg room. Available in 8 Bench*Made maple finishes.

Introduced: 10/1/2022 **Country of Origin:** USA

Wood species: Solid 1 3/4" maple tops.
Base maple veneer

Item	Price	Description	Size	Wt.	Cu.Ft.
Primland					
6031-0613	2009.00	Maple 50" Rectangular Cocktail Table	50Wx30Dx16H	100	26.18
6031-0614	2139.00	Maple 60" Rectangular Cocktail Table	60Wx30Dx16H	198	30.72
6031-0665	1339.00	Maple End Table	26Wx26Dx23H	64	17.48

Ordering Options	6031-0613	6031-0614	6031-0665
FINISH			

<i>Choices FINISH</i>					
ALPINE	Alpine Maple	AUBURN	Auburn Maple	DKCHESTNUT	Dark Chestnut Maple
GREYLAN	Greyland Maple	PKAVENUE	Park Avenue Maple	SANDSTONE	Sandstone Maple

Category: Home Office	BenchMade Suite: 6021, 6121, 6521
------------------------------	--

The Prospect writing desk features a cast iron double pedestal base with a solid wood top from the craftsmen at BenchMade. With an industrial chic design and generously proportioned top, Prospect offers both function and style for the home office or casual work space. Available in Appalachian Red Leaf Maple or Appalachian White Oak.

Introduced: 4/1/2022 **Country of Origin:** Handcrafted in the USA (6021, 6121)
Mexico (6521)

Wood species: **Appalachian Red Leaf Maple(6021)**
Appalachian White Oak(6121)

Item	Price	Description	Size	Wt.	Cu.Ft.
Prospect					
	2409.00	Complete Maple Desk	60Wx33Dx32H		
6021-TP33	1409.00	Maple 60" Desk Top	60Wx33Dx1.75H	35	4.92
6521-TB30B	1000.00	Two Metal Desk Bases	size of one: 29Wx24Dx30.25	90	12.29
	2939.00	Complete Oak Desk	60Wx33Dx32H		
6121-TP33	1939.00	Oak 60" Desk Top	60Wx33Dx1.75H	45	4.92
6521-TB30B	1000.00	Two Metal Desk Bases	size of one: 29Wx24Dx30.25	90	12.29

Ordering Options	6_21-TP33
TOP FINISH	

<i>Choices of MAPLE FINISH</i>					
ALPINE	Alpine Maple	AUBURN	Auburn Maple	DKCHESTNUT	Dark Chestnut Maple
GREYLAN	GreyLAN Maple	PKAVENUE	Park Avenue Maple	SANDSTONE	Sandstone Maple

<i>Choices of OAK FINISH</i>					
BRIAR	Briar Oak	CUMBERLAND	Cumberland Oak	STORMGREY	Storm Grey Oak
SUMMERFD	Summerfield Oak	VWHITE	Vintage White Oak	WASHLINEN	Washed Linen Oak

**BenchMade
6524**

Category: Occasional Tables

Signature curves interplay with X-shaped insterctions in the Reston Occasional collection. Crafted from white oak solids and veneers and designed for larger seating configurations, these modern casual tables are versatile in style and scale. Available in all BenchMade oak finishes.

Introduced: 10/1/2022 Country of Origin: USA

Wood species: Bases are solid white oak.
Tops are white oak veneer

Item	Price	Description	Size	Wt.	Cu.Ft.
Reston					
6524-0612	2269.00	Long Rectangular Cocktail Table	66Wx36Dx16H	135	29.1
6524-0613	2009.00	Rectangular Cocktail Table	54Wx32Dx16H	116	24.1
6524-0605	2009.00	48" Round Cocktail Table	48Wx48Dx16H	104	28.12
6524-0606	2269.00	54" Round Cocktail Table	54Wx54Dx16H	123	36.51
6524-0641	1209.00	Round End Table	26Wx26Dx24H	51	12.8
6524-0643	1069.00	Round Accent Table	20Wx20Dx22H	37	7.39
6524-0665	1209.00	Square End Table	25Wx25Dx22H	58	10.26
6524-0699	2009.00	Console Table	72Wx16Dx29H	122	25.28

Ordering Options	6524-0612	6524-0613	6524-0605	6254-0606
FINISH				

Ordering Options	6524-0641	6524-0643	6524-0665	6254-0699
FINISH				

Choices of FINISH	
BRIAR Briar Oak	CUMBERLAND Cumberland Oak
SUMMERFD Summerfield Oak	VWHITE Vintage White Oak
STORMGREY Storm Grey Oak	WASHLINEN Washed Linen Oak

**BenchMade
6171**

Category: Occasional Tables

Clean, simple lines with a classic silhouette, the Rosslyn occasional tables are casually elegant with timeless appeal. Crafted from solid oak and white oak veneers, the tables feature mitered edges on the top corners, tapered legs, and a second shelf for added display and storage. Available in all BenchMade oak finishes.

Introduced: 10/1/2022 Country of Origin: USA

Wood species: Bases are solid white oak.
Tops are white oak veneer

Item	Price	Description	Size	Wt.	Cu.Ft.
Rosslyn					
6171-0613	1739.00	Rectangular Cocktail Table 1 Fixed wood shelf	52Wx28Dx16H	88	20.74
6171-0665	1079.00	Square End Table 1 Fixed wood shelf	25Wx25Dx23H	46	12.55
6171-0661	1009.00	Chairside Table 1 Fixed wood shelf	18Wx24Dx23H	65	9.5
6171-0699	1739.00	Console Table 1 Fixed wood shelf	72Wx18Dx29H	88	31.7

<i>Ordering Options</i>	6171-0613	6171-0665	6171-0661
FINISH			

<i>Ordering Options</i>	6171-0699
FINISH	

<i>Choices of FINISH</i>			
BRIAR	Briar Oak	CUMBERLAND	Cumberland Oak
SUMMERFD	Summerfield Oak	VWHITE	Vintage White Oak
		STORMGREY	Storm Grey Oak
		WASHLINEN	Washed Linen Oak

Category: Occasional Tables	BenchMade Suite: 6035, 6135
------------------------------------	------------------------------------

Winchester occasional joins the beauty of solid maple or white oak harvested in Appalachia with cast iron, metal bases in a textured black finish.

Introduced: 4/1/2022 **Country of Origin:** USA / Mexico

Wood species: **Appalachian Red Leaf Maple(6035)**
Appalachian White Oak(6135)

Item	Price	Description	Size	Wt.	Cu.Ft.
Winchester Maple (top thickness 1 1/4")					
	2009.00	Complete Maple Rectangle Cocktail	50Wx30Dx16H	185	26.1
6035-T613	1069.00	Maple Rectangle Cocktail Top	49Wx29Dx1.3H		
6035-B613	940.00	Rectangle Cocktail Metal Base	50Wx30Dx16H		
	1339.00	Complete Maple End Table	26Wx25Dx25H	102	15.5
6035-T665	539.00	Maple End Table Top	26Wx24Dx1.3H		
6035-B665	800.00	End Metal Base	25Wx25Dx25H		
	2139.00	Complete Maple Console Table	62Wx14Dx30H	148	27.8
6035-T699	939.00	Maple Console Top	61Wx13Dx1.3H		
6035-B699	1200.00	Console Metal Base	62Wx14Dx30H		
	3339.00	Complete Maple Etagere Must order as complete unit 4 Wood shelves, Ships with tip safety restraint kit	42Wx18Dx80H		
6035-F682	1870.00	Metal Etagere Frame	42Wx18Dx80H	134	42.57
6035-S682	1469.00	Maple Wood Etagere Shelves	41Wx17Dx1.25H	120	19.23
Winchester Oak (top thickness 1 1/4")					
	2409.00	Complete Oak Rectangle Cocktail	50Wx30Dx16H	195	26.1
6135-T613	1469.00	Oak Rectangle Cocktail Top	49Wx29Dx1.3H		
6035-B613	940.00	Rectangle Cocktail Metal Base	50Wx30Dx16H		
	1539.00	Complete Oak End Table	26Wx25Dx25H	112	15.5
6135-T665	739.00	Oak End Table Top	26Wx24Dx1.3H		
6035-B665	800.00	End Metal Base	25Wx25Dx25H		
	2409.00	Complete Oak Console Table	62Wx14Dx30H	158	27.8
6135-T699	1209.00	Oak Console Top	61Wx13Dx1.3H		
6035-B699	1200.00	Console Metal Base	62Wx14Dx30H		
	4279.00	Complete Oak Etagere Must order as complete unit 4 Wood shelves, Ships with tip safety restraint kit	42Wx18Dx80H		
6035-F682	1870.00	Metal Etagere Frame	42Wx18Dx80H	134	42.57
6135-S682	2409.00	Oak Wood Etagere Shelves	41Wx17Dx1.3H	120	19.23

Ordering Options	6_35-T613	6_35-T665	6_35-T699
TOP FINISH			

****See following page for Finish options****

Category: Occasional Tables	BenchMade Suite: 6035, 6135
------------------------------------	--

<i>Choices of Maple TOP FINISH</i>					
ALPINE	Alpine Maple	AUBURN	Auburn Maple	DKCHESTNUT	Dark Chestnut Maple
GREYLAN	Greyland Maple	PKAVENUE	Park Avenue Maple	SANDSTONE	Sandstone Maple

<i>Choices of Oak TOP FINISH</i>					
BRIAR	Briar Oak	CUMBERLAND	Cumberland Oak	STORMGREY	Storm Grey Oak
SUMMERFD	Summerfield Oak	VWHITE	Vintage White Oak	WASHLINEN	Washed Linen Oak

Category: Home Entertainment	BenchMade Suite: 9015
-------------------------------------	------------------------------

Bassett's BenchMade Entertainment is American through and through. Each item is crafted from timber harvested in the Appalachian Region and then uniquely BenchMade by our own Artisans in Bassett, Virginia. Each is made to order, one at a time. Appalachian Red Leaf Maple is selected for its character so the natural beauty of the wood is captured and highlighted. Distinctive wood grains, hand-planed natural wear and stunning finishes give each piece an heirloom quality. Made entirely of solid wood, you can be sure these styles will stand the test of time and be a gathering place for family and friends for years to come.

Introduced: 4/1/2016 **Country of Origin:** Handcrafted in the USA

Wood species: Appalachian Red Leaf Maple

Item	Price	Description	Size	Wt.	Cu.Ft.
Homestead Medium Height (door credenzas)					
Each unit features: 2 Wood doors, 3Adjustable wood shelves, Wire management, Ships with tip safety restraint kit					
9015-1854	3609.00	Maple 54" Credenza Medium	54Wx19Dx30H	131	22.82
9015-1864	3739.00	Maple 64" Credenza Medium	64Wx19Dx30H	138	26.69
9015-1874	3870.00	Maple 74" Credenza Medium	74Wx19Dx30H	159	30.97

Ordering Options	9015-1854	9015-1864	9015-1874
TOP FINISH			
BASE FINISH			
HARDWARE			

Homestead Tall Height (door credenzas)

Each unit features: 2 Wood doors, 3Adjustable wood shelves, Wire management, Ships with tip safety restraint kit

9015-2854	3739.00	Maple 54" Credenza Tall	54Wx19Dx36H	137	26.83
9015-2864	3879.00	Maple 64" Credenza Tall	64Wx19Dx36H	142	31.38
9015-2874	4009.00	Maple 74" Credenza Tall	74Wx19Dx36H	149	36.41

Ordering Options	9015-2854	9015-2864	9015-2874
TOP FINISH			
BASE FINISH			
HARDWARE			

West End (open credenzas)

Each unit features: Open component storage area with 1 fixed partition, 1 Fixed wood shelf, Wire management

9015-6422	3079.00	Maple 64" Credenza	64Wx17Dx22H	107	17.13
9015-7422	3209.00	Maple 74" Credenza	74Wx17Dx22H	137	20.34

Ordering Options	9015-6422	9015-7422
FINISH		

<i>Choices of TOP FINISH and BASE FINISH</i>					
ALPINE	Alpine Maple	AUBURN	Auburn Maple	DKCHESTNUT	Dark Chestnut Maple
GREYLAN	GreyLAN Maple	PKAVENUE	Park Avenue Maple	SANDSTONE	Sandstone Maple

Metal Finish Options for hardware(in addition to colors listed above)

Metal Knobs - Available as HARDWARE OPTION only					
APMETALKNB	Antique Pewter Knob	BPMETALKNB	Bright Pewter Knob	SBMETKNOBL	Satin Brass Knob

**BenchMade - Custom Upholstery
Suite: C000**

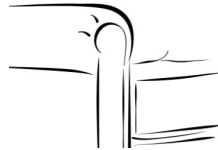
Category: Fabric Upholstery

Depth: Standard

Introduced: 8/1/2018

Country of Origin: USA

Back Choice	Base Choice (removable legs)	Seat Boxed loose welted or top stitched	Seating Construction Coil Flex Suspension	Arm Caps Available option: enter as part order	Accent Pillows Optional pillows available at an upcharge Blend down filling standard
--------------------	--	--	---	---	--



Sample of Full Front(F)
seat cushion style



Sample of T Front(T)
seat cushion style

Indicate "F" or "T" in place of " _ " when ordering

Example of item #'s: C000-72S**F** for a standard depth Classic Sofa (3/3) with a Full Front or
C000-72S**T** for a standard depth Classic Sofa (3/3) with a T Front

Graded Prices - Fabric

Item	Description	W x D x H	Cubes	Wgt	Units	21	22	23	24	25	26	27	28	29	30	31	32	33	34	35
C000-92S	Grand Sofa (3/3)	x38x39	75.8	193	3	4009	4139	4269	4409	4539	4669	4809	4939	5069	5209	5339	5469	5609	5739	5869
C000-82S	Great Room Sofa (3/3)	x38x39	71.3	183	3	3939	4069	4209	4339	4469	4609	4739	4869	5009	5139	5269	5409	5539	5669	5809
C000-7QS	Queen Sleeper (3/3)	x38x39	66.9	225	3	4539	4669	4809	4939	5069	5209	5339	5469	5609	5739	5869	6009	6139	6269	6409
C000-72S	Classic Sofa (3/3)	x38x39	66.9	175	3	3869	4009	4139	4269	4409	4539	4669	4809	4939	5069	5209	5339	5469	5609	5739
C000-6QS	Queen Sleeper (2/2)	x38x39	66.9	225	3	4469	4609	4739	4869	5009	5139	5269	5409	5539	5669	5809	5939	6069	6209	6339
C000-62S	Classic Sofa (2/2)	x38x39	66.9	175	3	3809	3939	4069	4209	4339	4469	4609	4739	4869	5009	5139	5269	5409	5539	5669
C000-60SS	Armless Stand Alone Sofa (3/3)	72x38x39	53	154	3	3139	3269	3409	3539	3669	3809	3939	4069	4209	4339	4469	4609	4739	4869	5009
C000-5BS	Full Sleeper (2/2)	x38x39	63.3	218	2	4409	4539	4669	4809	4939	5069	5209	5339	5469	5609	5739	5869	6009	6139	6269
C000-52S	Studio Sofa (2/2)	x38x39	63.3	168	2	3739	3869	4009	4139	4269	4409	4539	4669	4809	4939	5069	5209	5339	5469	5609
C000-50SS	Armless Stand Alone Sofa (2/2)	66x38x39	48.5	147	2	3009	3139	3269	3409	3539	3669	3809	3939	4069	4209	4339	4469	4609	4739	4869
C000-42S	Cottage Sofa (2/2)	x38x39	58.8	162	2	3669	3809	3939	4069	4209	4339	4469	4609	4739	4869	5009	5139	5269	5409	5539
C000-32S	Petite Sofa (2/2)	x38x39	54.4	154	2	3609	3739	3869	4009	4139	4269	4409	4539	4669	4809	4939	5069	5209	5339	5469
C000-22S	Loveseat (2/2)	x38x39	48.5	146	2	3339	3469	3609	3739	3869	4009	4139	4269	4409	4539	4669	4809	4939	5069	5209
C000-20SS	Stand Alone Armless Chair	24x38x39	17.7	62	2	2009	2089	2169	2249	2329	2409	2489	2569	2649	2729	2809	2889	2969	3049	3129
C000-18S	Chair and a Half	x38x39	35.3	93	1.5	2669	2749	2829	2909	2989	3069	3149	3229	3309	3389	3469	3549	3629	3709	3789
C000-12S	Chair	x38x39	30.2	79	1	2339	2419	2499	2579	2659	2739	2819	2899	2979	3059	3139	3219	3299	3379	3459
C000-LLSS	Stand Alone LAF Chaise	x67x39	47.5	143	2	3069	3219	3339	3459	3579	3699	3819	3939	4059	4179	4299	4419	4539	4659	4789
C000-RLSS	Stand Alone RAF Chaise	x67x39	47.5	143	2	3069	3219	3339	3459	3579	3699	3819	3939	4059	4179	4299	4419	4539	4659	4789
C000-01	Ottoman	27x22x19	7.1	34	0.5	1139	1179	1219	1259	1299	1339	1379	1419	1459	1499	1539	1579	1619	1659	1699
C000-11	Large Ottoman	32x24x19	8.4	42	1	1339	1379	1419	1459	1499	1539	1579	1619	1659	1699	1739	1779	1819	1859	1899
C000-SS	*Square Storage Ott.	36x36x19	14.3	92	1	1539	1579	1619	1659	1699	1739	1779	1819	1859	1899	1939	1979	2019	2059	2099
C000-S2	*Rectangular Storage Ott.	52x24x19	15.6	84	1	1409	1449	1489	1529	1569	1609	1649	1689	1729	1769	1809	1849	1889	1929	1969

*Storage ottomans above will have casters

Overall Length by Arm Style(where applicable)				
Item	Large Panel and Large Sock	Large Track, Small Panel and Small Sock	Charles of London	Slope and Small Track
92	102	96	94	92
82	96	90	88	86
7Q, 72	90	84	82	80
6Q, 62	90	84	82	80
5B, 52	84	78	76	74
42	78	72	70	68
32	72	66	64	62
22	66	60	58	56
18	48	42	40	38
12	41	35	33	31
LL, RL	39	36	35	34

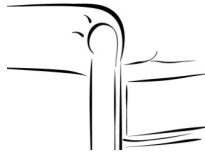
Due to the handcrafted nature of custom upholstery, the use of soft padding materials, and the application of textiles of varying thickness, the dimensions stated here represent approximate sizes.

See following page for Sectional Items in Standard Depth

**BenchMade - Custom Upholstery
Suite: C000**

Category: Fabric Upholstery

Depth: Standard



Sample of Full Front(F)
seat cushion style



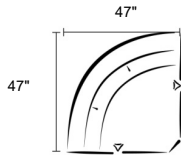
Sample of T Front(T)
seat cushion style

Indicate "F" or "T" in place of " " when ordering

Example of item #'s: C000-72SF for a standard depth Classic Sofa (3/3) with a Full Front or
C000-72ST for a standard depth Classic Sofa (3/3) with a T Front

Graded Prices - Fabric

Item	Description	W x D x H	Cubes	Wgt	Units	21	22	23	24	25	26	27	28	29	30	31	32	33	34	35
Sectional Items																				
C000-6XS	RAF Sect. Sleeper(3)	x38x39	59.6	217	3	4340	4470	4600	4740	4870	5000	5140	5270	5400	5540	5670	5800	5940	6070	6200
C000-6YS	LAF Sect. Sleeper(3)	x38x39	59.6	217	3	4340	4470	4600	4740	4870	5000	5140	5270	5400	5540	5670	5800	5940	6070	6200
C000-67S	RAF Sect. w/Corner(3)	x38x39	69.9	184	3	4009	4139	4269	4409	4539	4669	4809	4939	5069	5209	5339	5469	5609	5739	5869
C000-66S	LAF Sect. w/Corner(3)	x38x39	69.9	184	3	4009	4139	4269	4409	4539	4669	4809	4939	5069	5209	5339	5469	5609	5739	5869
C000-63S	LAF Sectional Sofa(3)	x38x39	59.9	167	3	3600	3740	3870	4000	4140	4270	4400	4540	4670	4800	4940	5070	5200	5340	5470
C000-61S	RAF Sectional Sofa(3)	x38x39	59.9	167	3	3600	3740	3870	4000	4140	4270	4400	4540	4670	4800	4940	5070	5200	5340	5470
C000-43S	LAF Sect. Loveseat(2)	x38x39	41.9	114	2	3070	3200	3340	3470	3600	3740	3870	4000	4140	4270	4400	4540	4670	4800	4940
C000-41S	RAF Sect. Loveseat(2)	x38x39	41.9	114	2	3070	3200	3340	3470	3600	3740	3870	4000	4140	4270	4400	4540	4670	4800	4940
C000-60S	Armless Sofa(3)	72x38x39	53	154	3	3140	3270	3400	3540	3670	3800	3940	4070	4200	4340	4470	4600	4740	4870	5000
C000-50S	Armless Sofa(2)	66x38x39	48.5	147	2	3000	3140	3270	3400	3540	3670	3800	3940	4070	4200	4340	4470	4600	4740	4870
C000-38S	Curved Corner Sect.	*63x38x39	49.3	117	2.5	3069	3209	3299	3389	3499	3579	3669	3769	3859	3939	4029	4129	4219	4299	4389
C000-34S	Seating Corner	47x47x39	39.6	133	2	3209	3339	3429	3529	3629	3709	3809	3899	3989	4069	4169	4259	4349	4429	4529
C000-30S	Corner Chair	38x38x39	30.2	73	1	2539	2649	2739	2829	2929	3019	3109	3209	3299	3389	3489	3569	3659	3749	3849
C000-20S	Armless Chair	24x38x39	17.7	62	1	2000	2080	2160	2240	2320	2400	2480	2560	2640	2720	2800	2880	2960	3040	3120
C000-LLS	LAF Chaise	x67x39	47.5	143	2	3070	3220	3340	3460	3580	3700	3820	3940	4060	4180	4300	4420	4540	4660	4790
C000-RLS	RAF Chaise	x67x39	47.5	143	2	3070	3220	3340	3460	3580	3700	3820	3940	4060	4180	4300	4420	4540	4660	4790



*Dimensions of the C000-38S piece above represents overall size,
wall spaced used on each side is indicated to the left

Overall Length by Arm Style(where applicable)				
Item	Large Panel and Large Sock	Large Track, Small Panel and Small Sock	Charles of London	Slope and Small Track
6X, 6Y	81	78	77	76
67, 66	94.5	91.5	90.5	89.5
63, 61	81	78	77	76
43, 41	57	54	53	52
LL, RL	39	36	35	34

Due to the handcrafted nature of custom upholstery, the use of soft padding materials, and the application of textiles of varying thickness, the dimensions stated here represent approximate sizes.

**BenchMade - Custom Upholstery
Suite: C000**

Category: Fabric Upholstery

Depth: Deep

Introduced: 8/1/2018

Country of Origin: USA

Back Choice	Base Choice (removable legs)	Seat Boxed loose welted or top stitched	Seating Construction Coil Flex Suspension	Arm Caps Available option: enter as part order	Accent Pillows Optional pillows available at an upcharge Blend down filling standard
--------------------	--	--	---	---	--



Sample of Full Front(F)
seat cushion style



Sample of T Front(T)
seat cushion style

Indicate "F" or "T" in place of " " when ordering

Example of item #'s: C000-72DF for a deep depth Classic Sofa (3/3) with a Full Front or
C000-72DT for a deep depth Classic Sofa (3/3) with a T Front

Graded Prices - Fabric

Item	Description	W x D x H	Cubes	Wgt	Units	21	22	23	24	25	26	27	28	29	30	31	32	33	34	35
C000-92D	Grand Sofa (3/3)	x41x39	75.8	193	3	4139	4269	4409	4539	4669	4809	4939	5069	5209	5339	5469	5609	5739	5869	6009
C000-82D	Great Room Sofa (3/3)	x41x39	71.3	183	3	4069	4209	4339	4469	4609	4739	4869	5009	5139	5269	5409	5539	5669	5809	5939
C000-7QD	Queen Sleeper (3/3)	x41x39	66.9	225	3	4669	4809	4939	5069	5209	5339	5469	5609	5739	5869	6009	6139	6269	6409	6539
C000-72D	Classic Sofa (3/3)	x41x39	66.9	175	3	4009	4139	4269	4409	4539	4669	4809	4939	5069	5209	5339	5469	5609	5739	5869
C000-6QD	Queen Sleeper (2/2)	x41x39	66.9	225	3	4609	4739	4869	5009	5139	5269	5409	5539	5669	5809	5939	6069	6209	6339	6469
C000-62D	Classic Sofa (2/2)	x41x39	66.9	175	3	3939	4069	4209	4339	4469	4609	4739	4869	5009	5139	5269	5409	5539	5669	5809
C000-60SD	Armless Stand Alone Sofa (3/3)	72x41x39	53	154	3	3269	3409	3539	3669	3809	3939	4069	4209	4339	4469	4609	4739	4869	5009	5139
C000-5BD	Full Sleeper (2/2)	x41x39	63.3	218	2	4539	4669	4809	4939	5069	5209	5339	5469	5609	5739	5869	6009	6139	6269	6409
C000-52D	Studio Sofa (2/2)	x41x39	63.3	168	2	3869	4009	4139	4269	4409	4539	4669	4809	4939	5069	5209	5339	5469	5609	5739
C000-50SD	Armless Stand Alone Sofa (2/2)	66x41x39	48.5	147	2	3139	3269	3409	3539	3669	3809	3939	4069	4209	4339	4469	4609	4739	4869	5009
C000-42D	Cottage Sofa (2/2)	x41x39	58.8	162	2	3809	3939	4069	4209	4339	4469	4609	4739	4869	5009	5139	5269	5409	5539	5669
C000-32D	Petite Sofa (2/2)	x41x39	54.4	154	2	3739	3869	4009	4139	4269	4409	4539	4669	4809	4939	5069	5209	5339	5469	5609
C000-22D	Loveseat (2/2)	x41x39	48.5	146	2	3669	3809	3939	4069	4209	4339	4469	4609	4739	4869	5009	5139	5269	5409	5539
C000-20SD	Stand Alone Armless Chair	24x41x39	17.7	62	2	2139	2219	2299	2379	2459	2539	2619	2699	2779	2859	2939	3019	3099	3179	3259
C000-18D	Chair and a Half	x41x39	35.3	93	1.5	2809	2889	2969	3049	3129	3209	3289	3369	3449	3529	3609	3689	3769	3849	3929
C000-12D	Chair	x41x39	30.2	79	1	2469	2549	2629	2709	2789	2869	2949	3029	3109	3189	3269	3349	3429	3509	3589
C000-LLSD	Stand Alone LAF Chaise	x67x39	47.5	143	2	3269	3419	3539	3659	3779	3899	4019	4139	4259	4379	4499	4619	4739	4859	4989
C000-RLSD	Stand Alone RAF Chaise	x67x39	47.5	143	2	3269	3419	3539	3659	3779	3899	4019	4139	4259	4379	4499	4619	4739	4859	4989
C000-01	Ottoman	27x22x19	7.1	34	0.5	1139	1179	1219	1259	1299	1339	1379	1419	1459	1499	1539	1579	1619	1659	1699
C000-11	Large Ottoman	32x24x19	8.4	42	1	1339	1379	1419	1459	1499	1539	1579	1619	1659	1699	1739	1779	1819	1859	1899
C000-SS	*Square Storage Ott.	36x36x19	14.3	92	1	1539	1579	1619	1659	1699	1739	1779	1819	1859	1899	1939	1979	2019	2059	2099
C000-S2	*Rectangular Storage Ott.	52x24x19	15.6	84	1	1409	1449	1489	1529	1569	1609	1649	1689	1729	1769	1809	1849	1889	1929	1969

*Storage ottomans above will have casters

Overall Length by Arm Style(where applicable)				
Item	Large Panel and Large Sock	Large Track, Small Panel and Small Sock	Charles of London	Slope and Small Track
92	102	96	94	92
82	96	90	88	86
7Q, 72	90	84	82	80
6Q, 62	90	84	82	80
5B, 52	84	78	76	74
42	78	72	70	68
32	72	66	64	62
22	66	60	58	56
18	48	42	40	38
12	41	35	33	31
LL, RL	39	36	35	34

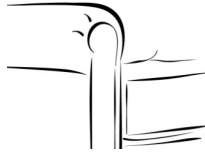
Due to the handcrafted nature of custom upholstery, the use of soft padding materials, and the application of textiles of varying thickness, the dimensions stated here represent approximate sizes.

See following page for Sectional Items in Deep Depth

**BenchMade - Custom Upholstery
Suite: C000**

Category: Fabric Upholstery

Depth: Deep



Sample of Full Front(F)
seat cushion style



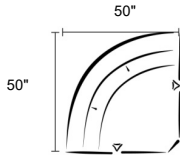
Sample of T Front(T)
seat cushion style

Indicate "F" or "T" in place of " " when ordering

Example of item #'s: C000-72DF for a deep depth Classic Sofa (3/3) with a Full Front or
C000-72DT for a deep depth Classic Sofa (3/3) with a T Front

Graded Prices - Fabric

Item	Description	W x D x H	Cubes	Wgt	Units	21	22	23	24	25	26	27	28	29	30	31	32	33	34	35
Sectional Items																				
C000-6XD	RAF Sect. Sleeper(3)	x41x39	59.6	217	3	4470	4600	4740	4870	5000	5140	5270	5400	5540	5670	5800	5940	6070	6200	6340
C000-6YD	LAF Sect. Sleeper(3)	x41x39	59.6	217	3	4470	4600	4740	4870	5000	5140	5270	5400	5540	5670	5800	5940	6070	6200	6340
C000-67D	RAF Sect. w/Corner(3)	x41x39	69.9	184	3	4139	4269	4409	4539	4669	4809	4939	5069	5209	5339	5469	5609	5739	5869	6009
C000-66D	LAF Sect. w/Corner(3)	x41x39	69.9	184	3	4139	4269	4409	4539	4669	4809	4939	5069	5209	5339	5469	5609	5739	5869	6009
C000-63D	LAF Sectional Sofa(3)	x41x39	59.9	167	3	3740	3870	4000	4140	4270	4400	4540	4670	4800	4940	5070	5200	5340	5470	5600
C000-61D	RAF Sectional Sofa(3)	x41x39	59.9	167	3	3740	3870	4000	4140	4270	4400	4540	4670	4800	4940	5070	5200	5340	5470	5600
C000-43D	LAF Sect. Loveseat(2)	x41x39	41.9	114	2	3200	3340	3470	3600	3740	3870	4000	4140	4270	4400	4540	4670	4800	4940	5070
C000-41D	RAF Sect. Loveseat(2)	x41x39	41.9	114	2	3200	3340	3470	3600	3740	3870	4000	4140	4270	4400	4540	4670	4800	4940	5070
C000-60D	Armless Sofa(3)	72x41x39	53	154	3	3270	3400	3540	3670	3800	3940	4070	4200	4340	4470	4600	4740	4870	5000	5140
C000-50D	Armless Sofa(2)	66x41x39	48.5	147	2	3140	3270	3400	3540	3670	3800	3940	4070	4200	4340	4470	4600	4740	4870	5000
C000-38D	Curved Corner Sect.	*67x41x39	49.3	117	2.5	3209	3339	3429	3529	3629	3709	3809	3899	3989	4069	4169	4259	4349	4429	4529
C000-34D	Seating Corner	50x50x39	39.6	133	2	3339	3469	3569	3659	3769	3849	3939	4029	4129	4209	4299	4389	4489	4569	4659
C000-30D	Corner Chair	41x41x39	30.2	73	1	2669	2779	2869	2969	3059	3149	3249	3339	3429	3529	3619	3699	3789	3889	3979
C000-20D	Armless Chair	24x41x39	17.7	62	1	2140	2220	2300	2380	2460	2540	2620	2700	2780	2860	2940	3020	3100	3180	3260
C000-LLD	LAF Chaise	x67x39	47.5	143	2	3270	3420	3540	3660	3780	3900	4020	4140	4260	4380	4500	4620	4740	4860	4990
C000-RLD	RAF Chaise	x67x39	47.5	143	2	3270	3420	3540	3660	3780	3900	4020	4140	4260	4380	4500	4620	4740	4860	4990



*Dimensions of the C000-38D piece above represents overall size,
wall spaced used on each side is indicated to the left

Overall Length by Arm Style(where applicable)

Item	Large Panel and Large Sock	Large Track, Small Panel and Small Sock	Charles of London	Slope and Small Track
6X, 6Y	81	78	77	76
67, 66	94.5	91.5	90.5	89.5
63, 61	81	78	77	76
43, 41	57	54	53	52
LL, RL	39	36	35	34

Due to the handcrafted nature of custom upholstery, the use of soft padding materials, and the application of textiles of varying thickness, the dimensions stated here represent approximate sizes.

**BenchMade - Custom Upholstery
Suite: C000**

Category: Fabric Upholstery

General Information

▶ COMPATIBILITY WARNING: Sleepers, Sofas, Loveseats, and Sectional items are only available in fabric codes A, B, and C. Fabric code B will be seamed on the outback

ACCENT PILLOWS AVAILABLE AT AN UPCHARGE

Pillows:	92	82	7Q/72	6Q/62	6X/6Y	67/66	63/61	5B/52	42	43/41	38	34	32	30	22	18	LL/RL
Accent 20"	2	2	2	2	1	2	1	2	2	1	1	1	2	1	2	1	1

Sawtooth connectors are preinstalled on the following sectional pieces(SF, DF, ST, DT versions):

6X, 6Y, 67, 66, 63, 61, 60, 50, 43, 41, 38, 34, 30, 20, LL, RL

Connectors are not installed on the 60S_, 50S_, 20S_ LLS_, RLS_, they are to be used as freestanding

Seat Dimensions								
Item	C000 - Standard Depth				C000 - Deep Depth			
	Seat Length	Seat Depth	Seat Height	Arm Height	Seat Length	Seat Depth	Seat Height	Arm Height
92	84	22	20	24.5*	84	25	20	24.5*
82	78	22	20	24.5*	78	25	20	24.5*
7Q, 72	72	22	20	24.5*	72	25	20	24.5*
6Q, 62	72	22	20	24.5*	72	25	20	24.5*
5B, 52	66	22	20	24.5*	66	25	20	24.5*
42	60	22	20	24.5*	60	25	20	24.5*
32	54	22	20	24.5*	54	25	20	24.5*
22	48	22	20	24.5*	48	25	20	24.5*
18	30	22	20	24.5*	30	25	20	24.5*
12	23	22	20	24.5*	23	25	20	24.5*
6X, 6Y	72	22	20	24.5*	72	25	20	24.5*
67, 66	69	22	20	24.5*	72	25	20	24.5*
63, 61	72	22	20	24.5*	72	25	20	24.5*
43, 41	48	22	20	24.5*	48	25	20	24.5*
60	72	22	20	-	72	25	20	-
50	66	22	20	-	66	25	20	-
38	13**	22	20	-	13**	25	20	-
34	13**	22	20	-	13**	25	20	-
30	25	22	20	-	25	25	20	-
20	24	22	20	-	24	25	20	-
LL, RL	30	50	20	24.5*	30	50	20	24.5*

* Charles of London arm height is 27", all other arm styles are 24.5"

** The seat length represents length along front of item

Seat height is based on a standard seat cushion core, prior to use, and is measured to the crown of the cushion

****See following pages for COM requirements****

**BenchMade - Custom Upholstery
Suite: C000**

Category: Fabric Upholstery

COM Yardage Requirements-Fabric only Please reference the COM Program Procedures at the front of the price book for any necessary information. Add 2 yards for contrasting welt or for skirt option on Custom Upholstery(C000). Subtract 1.5 yards for contrasting pillows adding back 2 yards in the contrast fabric.										
Item	C000-Standard Depth					C000 - Deep Depth				
	Plain Railroad	Plain Up the Bolt	Small Stripe Railroad	Wide Stripe or Plaids	Center Match	Plain Railroad	Plain Up the Bolt	Small Stripe Railroad	Wide Stripe or Plaids	Center Match
92	17.9	19.7	21.9	23.7	26.9	18.5	20.3	22.5	24.4	27.7
82	16.9	18.6	20.7	22.4	25.4	17.4	19.1	21.2	22.9	26.1
7Q	16.5	18.2	20.1	21.8	24.8	17.3	19.0	21.1	22.8	25.9
72	16.1	17.7	19.6	21.2	24.1	16.4	18.0	20.0	21.6	24.6
6Q	16.0	17.5	19.5	21.1	23.9	16.8	18.5	20.5	22.2	25.2
62	15.6	17.2	19.1	20.6	23.4	15.7	17.3	19.2	20.8	23.6
5B	15.4	16.9	18.8	20.3	23.1	15.5	17.1	18.9	20.5	23.3
52	14.7	16.2	18.0	19.5	22.1	15.3	16.8	18.7	20.2	22.9
42	13.9	15.2	16.9	18.3	20.8	14.4	15.9	17.6	19.0	21.6
32	13.1	14.4	16.0	17.3	19.6	13.9	15.2	16.9	18.3	20.8
22	11.3	12.4	13.7	14.9	17.9	12.1	13.3	14.7	15.9	19.1
18	9.1	10.0	11.1	12.1	13.7	9.5	10.4	11.5	12.5	14.2
12	7.4	8.1	9.0	9.7	11.1	7.8	8.6	9.5	10.3	11.7
11	4.8	5.3	6.3	7.0	7.5	4.8	5.3	6.3	7.0	7.5
01	3.7	4.0	4.8	5.3	5.7	3.7	4.0	4.8	5.3	5.7
SS	4.8	5.3	6.3	7.0	7.5	4.8	5.3	6.3	7.0	7.5
S2	4.4	4.8	5.7	6.3	6.8	4.4	4.8	5.7	6.3	6.8
6X, 6Y	14.3	15.7	17.4	18.9	21.5	14.3	15.7	17.4	18.9	21.5
67, 66	17.8	19.6	21.7	23.5	26.7	17.8	19.6	21.7	23.5	26.7
63, 61	14.0	15.4	17.0	18.4	21.0	14.0	15.4	17.0	18.4	21.0
60	13.1	14.4	16.0	17.3	19.6	13.1	14.4	16.0	17.3	19.6
50	11.1	12.2	13.6	14.7	16.7	11.3	12.5	13.8	15.0	17.0
43, 41	10.3	11.4	12.6	13.6	15.5	10.3	11.4	12.6	13.6	15.5
38	11.5	12.7	14.0	15.2	18.3	12.4	13.7	15.2	16.4	19.6
34	12.3	13.6	15.0	16.3	18.5	13.2	14.5	16.1	17.4	19.8
30	8.8	9.7	10.7	11.6	13.2	9.0	9.9	11.0	11.9	13.5
20	5.4	5.9	6.6	7.1	8.1	5.4	5.9	6.6	7.1	8.1
LL, RL	9.6	10.5	11.7	12.6	14.4	9.8	10.8	11.9	12.9	14.7

****See following pages for How to Order****

**BenchMade - Custom Upholstery
Suite: C000**

Category: Fabric Upholstery

How to Order

Ordering Options	Sleepers & Sectional Sleepers		Sofas, Loveseats and Sectional Sofas with Corners		Sectional Sofas/Loveseats without Corners & Chaises		Armless Sofas
	7Q__, 6Q__, 5B__	6X__, 6Y__	92__, 82__, 72__, 62__, 52__, 42__, 32__, 22__	67__, 66__	63__, 61__, 43__, 41__	LL__, LLS__, RL__, RLS	60S, 60SS, 60D, 60SD, 50S, 50SS, 50D, 50SD
BODY FABRIC							
ARM TYPE							
• C1SOCK (Small Sock)	—	—	—	—	—	—	—
• C2LSOCK (Large Sock)	—	—	—	—	—	—	—
• C3PANEL (Small Panel)	—	—	—	—	—	—	—
• C4LPANEL (Large Panel)	—	—	—	—	—	—	—
• C5TRACK (Small Track)	—	—	—	—	—	—	—
• C6LTRACK (Large Track)	—	—	—	—	—	—	—
• C8CHSLD (Charles of London)	—	—	—	—	—	—	—
• C9SLOPE (Slope)	—	—	—	—	—	—	—
BACK TYPE							
• 1LBOX (Boxed Edge Loose)	—	—	—	—	—	—	—
• 2SBOX (Boxed Edge Semi-attached)	—	—	—	—	—	—	—
• 3LKNIFE (Knife Edge Loose)	—	—	—	—	—	—	—
• 4SKNIFE (Knife Edge Semi-attached)	—	—	—	—	—	—	—
• 5LBED (Bed Pillow Edge Loose)	—	—	—	—	—	—	—
• 6SBED (Bed Pillow Edge Semi-attached)	—	—	—	—	—	—	—
BASE TYPE							
• 1TURN (Small Turned Leg)	—	—	—	—	—	—	—
• 2LTURN (Large Turned Leg)	—	—	—	—	—	—	—
• 3TAPD (Small Tapered Leg)	—	—	—	—	—	—	—
• 4LTAPD (Large Tapered Leg)	—	—	—	—	—	—	—
• 5PLINTH (Plinth Base)	—	—	—	—	—	—	—
• 9SKIRT (Skirted)	\$120	\$120	\$120	\$120	\$120	\$120	\$120
WELT FABRIC							
• TOPSTITCH (Top Stitched)	—	—	—	—	—	—	—
• SELFWELT (Welted in Body Fabric)	—	—	—	—	—	—	—
• Contrasting to Body Fabric (Welted)	\$120	\$120	\$120	\$120	\$120	\$120	\$120
ACCENT PILLOW FABRIC							
• NONE-1(no pillows)	—	—	—	—	—	—	—
• Any Fabric	\$150	\$90	\$150	\$150	\$90	\$90	—
SEAT CUSHION FILL							
• LOUNGE	—	—	—	—	—	—	—
• SUPPORT	\$230	\$230	\$230	\$230	\$230	\$230	\$230
• BLDOWN / SPDOWN / PREMIER	\$380	\$380	\$380	\$380	\$380	\$380	\$380
BACK FILL							
• LOUNGE	—	—	—	—	—	—	—
• BLDOWN / PREMIER	\$230	\$230	\$230	\$230	\$230	\$230	\$230
MATTRESS							
• STDM (Standard Innerspring)	—	—	—	—	—	—	—
• REAXION(Foam Mattress)	\$380	\$380	—	—	—	—	—
• AIR2 (Air Mattress)	\$680	\$680	—	—	—	—	—
BASE NAIL HEAD TRIM							
• NONE-1 (no nail head trim)	—	—	—	—	—	—	—
• SABNAIL / SNKNAIL / SOBNAIL	\$120	\$120	\$120	\$120	\$120	\$120	\$120
• MABNAIL / MNKNAIL / MOBNAIL	\$120	\$120	\$120	\$120	\$120	\$120	\$120
• LABNAIL / LNKNAIL / LOBNAIL	\$120	\$120	\$120	\$120	\$120	\$120	\$120
FINISH							

- ▶ Following skus are only available in A, B, and C fabric codes(Full Front and T Front and Standard and Deep items):
7Q, 6Q, 5B, 6X, 6Y, 92, 82, 72, 62, 52, 42, 32, 22, 67, 66, 63, 61, 43, 41, LL, RL, 60, 50
- ▶ Following solid fabrics are available as Contrasting Welt: 1593, 6373, 6413, all colors

****See following pages for How to Order for additional items****

**BenchMade - Custom Upholstery
Suite: C000**

Category: Fabric Upholstery

How to Order(continued)

Ordering Options	Sectional Corner Chairs		Armless Chairs	Chair and a Half	Chair	Ottomans	Storage Ottomans
	38S, 38D, 34S, 34D	30S, 30D	20S, 20SS, 20D, 20SD	18__	12__	11, 01	SS, S2
BODY FABRIC							
ARM TYPE							
<ul style="list-style-type: none"> • C1SOCK (Small Sock) • C2LSOCK (Large Sock) • C3PANEL (Small Panel) • C4LPANEL (Large Panel) • C5TRACK (Small Track) • C6LTRACK (Large Track) • C8CHSLD (Charles of London) • C9SLOPE (Slope) 				—	—		
BACK TYPE							
<ul style="list-style-type: none"> • 1LBOX (Boxed Edge Loose) • 2SBOX (Boxed Edge Semi-attached) • 3LKNIFE (Knife Edge Loose) • 4SKNIFE (Knife Edge Semi-attached) • 5LBED (Bed Pillow Edge Loose) • 6SBED (Bed Pillow Edge Semi-attached) 	—	—	—	—	—		
BASE TYPE							9SKIRT or NONE-1
<ul style="list-style-type: none"> • 1TURN (Small Turned Leg) • 2LTURN (Large Turned Leg) • 3TAPD (Small Tapered Leg) • 4LTAPD (Large Tapered Leg) • 5PLINTH (Plinth Base) • 9SKIRT (Skirted) 	—	—	—	—	—	—	—
	\$120	\$120	\$120	\$120	\$120	\$120	\$120
WELT FABRIC							
<ul style="list-style-type: none"> • TOPSTITCH (Top Stitched) • SELFWELT (Welted in Body Fabric) • Contrasting to Body Fabric (Welted) 	—	—	—	—	—	—	—
	\$120	\$120	\$120	\$120	\$120	\$120	\$120
ACCENT PILLOW FABRIC							
<ul style="list-style-type: none"> • NONE-1(no pillows) • Any Fabric 	—	—		—			
	\$90	\$90		\$90			
SEAT CUSHION FILL							
<ul style="list-style-type: none"> • LOUNGE • SUPPORT • BLDOWN / SPDOWN / PREMIER 	—	—	—	—	—		
	\$140	\$140	\$140	\$140	\$140		
	\$230	\$230	\$230	\$230	\$230		
BACK FILL							
<ul style="list-style-type: none"> • LOUNGE • BLDOWN / PREMIER 	—	—	—	—	—		
	\$110	\$110	\$110	\$110	\$110		
BASE NAIL HEAD TRIM							
<ul style="list-style-type: none"> • NONE-1 (no nail head trim) • SABNAIL / SNKNAIL / SOBNAIL • MABNAIL / MNKNAIL / MOBNAIL • LABNAIL / LNKNAIL / LOBNAIL 	—		—	—	—	—	—
	\$120		\$120	\$120	\$120	\$120	\$120
	\$120		\$120	\$120	\$120	\$120	\$120
	\$120		\$120	\$120	\$120	\$120	\$120
FINISH							

▶ Following skus are only available in A, B, and C fabric codes(Full Front and T Front and Standard and Deep items):
38, 34, 30, 20

▶ Following solid fabrics are available as Contrasting Welt: 1593, 6373, 6413, all colors

****See following pages for Product Notes and Finish Options****

**BenchMade - Custom Upholstery
Suite: C000**

Category: *Fabric Upholstery*

- ▶ If and only if body and accent pillow fabric are the same and contrast welt is requested, then the accent pillows will also have contrast welt.
- ▶ Nail Head Trim placement explained based on arm ordered(nail head trim on arms will always be small and placed end to end):
 - Charles of London Arm: Across the front, side, and around the arm
 - Panel Arm: Across the front and around the panels on the arms
 - Slope Arm: Across the front and up and down the inside and outside edges of the arms
 - Sock Arm: Across the front only
 - Track Arm: Across the front and up and down the inside and outside edges of the arms
- ▶ Nail Head Trim on bases will be placed end to end if small size(3/8") is selected or spaced if medium size(5/8") or large(7/8") size is selected
- ▶ Nail Head Trim on arms will always be small size(3/8") and placed end to end no matter the size of nail head trim selected for the base
- ▶ Nail Head Trim will only be placed on arms when ordering Base Type: 9SKIRT(Skirt).
- ▶ Nail Head Trim must be NONE-1 when ordering Arm Types: C1SOCK(Small Sock) or C2LSOCK(Large Sock) and Base Type: 9SKIRT(Skirt)
- ▶ Finish must be NONE-1 when ordering Base Type: 9SKIRT(Skirt).
- ▶ The C000-SS and S2 will always have casters and only has Base Type options of 9SKIRT(Skirt) or NONE-1(No skirt, casters only)

Choices of FINISH

BF008	Cloud	BF106	Slate	BF808	Brindle
BF103	Ash	BF807	Walnut	BF903	Onyx

BenchMade - Aurora Suite: 3127

Category: Fabric/Leather Upholstery

Aurora is included in our Bench-Made Upholstery Collection. Aurora has a modern canted track arm and stylish waterfall wrap around seat cushions. Aurora has a modern casual design element. Sofa is three over three. Aurora is also available as a modular. Aurora is available in fabric and leather. Aurora features our premium manufacturing components, coil spring seats and premium cushioning.



Introduced: 5/1/2022 Country of Origin: USA

Back Loose	Base Block Leg (removable legs)	Seat Waterfall weltless	Seating Construction Coil Flex Suspension	Arm Caps Available option: enter as part order	Accent Pillows Optional pillows available at an upcharge
----------------------	--	-----------------------------------	---	---	---

Fabric Version						Graded Prices - Fabric														
Item	Description	W x D x H	Cubes	Wgt	Units	21	22	23	24	25	26	27	28	29	30	31	32	33	34	35
3127-72	Sofa (3/3)	91x38x32.5	50	161	3	3609	3739	3869	4009	4139	4269	4409	4539	4669	4809	4939	5069	5209	5339	5469
3127-42	Loveseat (2/2)	66x38x32.5	36.3	141	2	3539	3669	3809	3939	4069	4209	4339	4469	4609	4739	4869	5009	5139	5269	5409
3127-12	Chair	41x38x32.5	22.5	109	1	2209	2269	2339	2409	2469	2539	2609	2669	2739	2809	2869	2939	3009	3069	3139
3127-01	Ottoman	30x25x19	8.25	55	0.5	939	969	989	1019	1049	1069	1099	1129	1149	1179	1209	1229	1259	1289	1309
Sectional Items																				
3127-30	Corner Chair	38.5x38x32.5	20.6	88	1	2009	2069	2139	2209	2269	2339	2409	2469	2539	2609	2669	2739	2809	2869	2939
3127-23	LAF Chair	33x38x32.5	18.1	97	1	1840	1910	1980	2040	2110	2180	2240	2310	2380	2440	2510	2580	2640	2710	2780
3127-21	RAF Chair	33x38x32.5	18.1	97	1	1840	1910	1980	2040	2110	2180	2240	2310	2380	2440	2510	2580	2640	2710	2780
3127-20	Armless Chair	25x38x32.5	13.7	84	1	1700	1760	1831	1900	1960	2031	2100	2160	2231	2300	2360	2431	2500	2560	2631
3127-00	Square Ottoman	38x38x19	16	71	0.5	1269	1299	1329	1349	1379	1409	1429	1459	1489	1509	1539	1569	1589	1619	1649

ACCENT PILLOWS AVAILABLE AT AN UPCHARGE				
Pillows:	72	42	30	23/21
Accent 19"	2	2	1	1

COMPATIBILITY WARNING: Sofas, Loveseat, and Sectional items are only available in fabric codes A, B, and C. Fabric code B will be seamed on the outback.

Sawtooth connectors are preinstalled on the following sectional pieces: 30, 23, 21, 20

Item	Seat Length	Seat Depth	Seat Height	Arm Height
3127-72	77	25	17.5	25
3127-42	52	25	17.5	25
3127-12	25	25	17.5	25
3127-30	-	25	17.5	25
3127-23, 21	25	25	17.5	25
3127-20	25	25	17.5	25

* The seat length represents length along front of item

COM Yardage Requirements-Fabric only					
Please reference the COM Program Procedures at the front of the price book for any necessary information.					
Item	Plain Railroad	Plain Up the Bolt	Small Stripe Railroad	Wide Stripe or Plaids	Center Match
3127-72	12.5	13.8	15.3	16.6	19.8
3127-42	9.4	10.3	11.4	12.3	15.0
3127-12	6.6	7.3	8.1	8.7	10.9
3127-01	2.1	2.7	2.7	3.0	3.2
3127-30	6.9	7.6	8.5	9.1	11.4
3127-23, 21	5.2	5.7	6.3	6.8	8.8
3127-20	4.3	4.7	5.2	5.7	7.5
3127-00	3.8	4.9	4.9	5.5	5.9

How to Order

Ordering Options	Sofa & Loveseat	Chair	Ottoman	Sectional Corner Chair, RAF/LAF Chair	Armless Chair	Square Ottoman
	3127-72, 42	3127-12	3127-01	3127-30 23, 21	3127-20	3127-00
BODY FABRIC						
ACCENT PILLOW FABRIC						
• NONE-1(no Pillows)	—			—		
• Any fabric	\$150			\$150		
SEAT CUSHION FILL						
• LOUNGE	—	—		—	—	
• SUPPORT	\$230	\$140		\$140	\$140	
• PREMIER	\$380	\$230		\$230	\$230	
BACK FILL						
• LOUNGE	—	—		—	—	
• PREMIER	\$170	\$110		\$110	\$110	
FINISH						

Choices of FINISH					
BF0108	Cloud	BF106	Slate	BF808	Brindle
BF103	Ash	BF807	Walnut	BF903	Onyx

BenchMade - Aurora Suite: 3127

Category: Fabric/Leather Upholstery

Aurora has a modern casual design element. This group has a modern canted track arm and stylish waterfall wrap around seat cushions. It features a three over three sofa and is also available as a modular. Available in fabric and leather; Aurora features our premium manufacturing components, coil spring seats, and premium cushioning.



Introduced: 5/1/2022 Country of Origin: USA

Back Loose	Base Block Leg (removable legs)	Seat Waterfall Weltless	Seating Construction Coil Flex Suspension	Arm Caps Not Available	Accent Pillows Optional pillows available see General Information
----------------------	--	-----------------------------------	---	----------------------------------	--

Graded Prices - Leather												
Item	Description	W x D x H	Cubes	Wgt	Units	52	53	54	55	56	57	58
3127-72L	Sofa (3/3)	91x38x32.5	50	161	3	5869	6139	6409	6669	6939	7209	7469
3127-42L	Loveseat (2/2)	66x38x32.5	36.3	141	2	5809	6069	6339	6609	6869	7139	7409
3127-12L	Chair	41x38x32.5	22.5	109	1	3339	3539	3739	3939	4139	4339	4539
3127-01L	Ottoman	30x25x19	8.25	55	0.5	1339	1419	1499	1579	1659	1739	1819
Sectional Items												
3127-30L	Corner Chair	38.5x38x32.5	20.6	88	1	3339	3469	3609	3739	3869	4009	4139
3127-23L	LAF Chair	33x38x32.5	18.1	97	1	2800	2940	3070	3200	3340	3470	3600
3127-21L	RAF Chair	33x38x32.5	18.1	97	1	2800	2940	3070	3200	3340	3470	3600
3127-20L	Armless Chair	25x38x32.5	13.7	84	1	2470	2600	2740	2870	3000	3140	3270
3127-00L	Square Ottoman	38x38x19	16	71	0.5	1809	1869	1939	2009	2069	2139	2209

ACCENT PILLOWS INCLUDED NONE
--

Sawtooth connectors are preinstalled on the following sectional pieces:
30, 23, 21, 20

Item	Seat Length	Seat Depth	Seat Height	Arm Height
3127-72	77	25	17.5	25
3127-42	52	25	17.5	25
3127-12	25	25	17.5	25
3127-30	-	25	17.5	25
3127-23, 21	25	25	17.5	25
3127-20	25	25	17.5	25

* The seat length represents length along front of item

How to Order

Ordering Options	Sofa & Loveseat	Chair	Ottoman	Sectional Corner Chair, RAF/LAF Chair, Armless Chair	Square Ottoman
		3127-72L, 42L	3127-12L	3127-01L	3127-30L, 23L, 21L, 20L
BODY LEATHER					
SEAT CUSHION FILL					
• LOUNGE	—	—		—	
• SUPPORT	\$230	\$140		\$140	
• PREMIER	\$380	\$230		\$230	
BACK FILL					
• LOUNGE	—	—		—	
• PREMIER	\$170	\$110		\$110	
FINISH					

Choices of FINISH					
BF0108	Cloud	BF106	Slate	BF808	Brindle
BF103	Ash	BF807	Walnut	BF903	Onyx

**BenchMade - Ellery
Suite: 3101**

Category: Fabric/Leather Upholstery

Casual and graceful describes the Ellery grouping. With its sloping arms and semi-attached pillow back the Ellery grouping conveys style and comfort. The group is available as a sofa in two sizes, matching loveseat, matching chair, ottoman and a sectional configuration.
If selected, the nail head trim will be the medium size(5/8") and will be spaced and will go along the base.
Introduced: 8/1/2016 **Country of Origin:** USA



Back Semi-attached	Base Tapered leg (removable legs)	Seat Boxed loose weltless	Seating Construction Coil Flex Suspension	Arm Caps Available option: enter as part order	Accent Pillows Optional pillows available at an upcharge
------------------------------	---	-------------------------------------	---	--	--

Fabric Version			Graded Prices - Fabric																	
Item	Description	W x D x H	Cubes	Wgt	Units	21	22	23	24	25	26	27	28	29	30	31	32	33	34	35
3101-82	Great Room Sofa (3/3)	92.5x38x36	78	151	3	3739	3869	4009	4139	4269	4409	4539	4669	4809	4939	5069	5209	5339	5469	5609
3101-7Q	Queen Sleeper(3/3)	83.5x38x36	70.5	196	3	4269	4409	4539	4669	4809	4939	5069	5209	5339	5469	5609	5739	5869	6009	6139
3101-72	Sofa (3/3)	83.5x38x36	70.5	144	3	3609	3739	3869	4009	4139	4269	4409	4539	4669	4809	4939	5069	5209	5339	5469
3101-42	Loveseat (2/2)	60.5x38x36	51	122	2	3539	3669	3809	3939	4069	4209	4339	4469	4609	4739	4869	5009	5139	5269	5409
3101-12	Chair	37.5x38x36	31.6	85	1	1939	2019	2099	2179	2259	2339	2419	2499	2579	2659	2739	2819	2899	2979	3059
3101-01	Ottoman	28x23x17	6.3	31	0.5	979	1009	1029	1059	1089	1139	1169	1189	1209	1249	1269	1299	1329	1369	1409
Sectional Items																				
3101-67	RAF Sect. w/Corner(3)	90x38x36	71.2	164	3	3609	3739	3869	4009	4139	4269	4409	4539	4669	4809	4939	5069	5209	5339	5469
3101-66	LAF Sect. w/Corner(3)	90x38x36	71.2	164	3	3609	3739	3869	4009	4139	4269	4409	4539	4669	4809	4939	5069	5209	5339	5469
3101-63	LAF Sectional Sofa(3)	77x38x36	61	138	3	3270	3400	3540	3670	3800	3940	4070	4200	4340	4470	4600	4740	4870	5000	5140
3101-61	RAF Sectional Sofa(3)	77x38x36	61	138	3	3270	3400	3540	3670	3800	3940	4070	4200	4340	4470	4600	4740	4870	5000	5140
3101-50	Armless Loveseat(2)	63x38x36	49.9	113	2	3140	3230	3320	3420	3510	3600	3700	3790	3880	3980	4070	4160	4260	4350	4440
3101-43	LAF Sect. Loveseat(2)	54x38x36	42.8	116	2	2670	2800	2940	3070	3200	3340	3470	3600	3740	3870	4000	4140	4270	4400	4540
3101-41	RAF Sect. Loveseat(2)	54x38x36	42.8	116	2	2670	2800	2940	3070	3200	3340	3470	3600	3740	3870	4000	4140	4270	4400	4540
3101-34	Seating Corner	46.5x46.5x36	45	130	2	2809	2899	2989	3089	3179	3269	3369	3459	3549	3649	3739	3829	3929	4019	4109
3101-20	Armless Chair	23x38x36	18.2	60	1	1870	1950	2030	2110	2190	2270	2350	2430	2510	2590	2670	2750	2830	2910	2990
3101-LL	LAF Chaise	34.5x66.5x36	49.9	115	2	2740	2830	2920	3020	3110	3200	3300	3390	3480	3580	3670	3780	3860	3950	4040
3101-RL	RAF Chaise	34.5x66.5x36	49.9	115	2	2740	2830	2920	3020	3110	3200	3300	3390	3480	3580	3670	3780	3860	3950	4040
3101-S2	*Storage Ottoman	52x24x19	13.7	70	1	1469	1539	1579	1629	1669	1729	1769	1809	1849	1899	1939	1989	2029	2089	2129

*Storage ottomans above will have casters

ACCENT PILLOWS AVAILABLE AT AN UPCHARGE									
Pillows:	82	7Q	72	42	67/66	63/61	43/41	34	LL/RL
Accent 19"	2	2	2	2	2	1	1	1	1

COMPATIBILITY WARNING: Sofas, Sleeper, Loveseat, and Sectional items are only available in fabric codes A, B, and C. Fabric code B will be seamed on the outback.

Sawtooth connectors are preinstalled on the following sectional pieces:
67, 66, 63, 61, 50, 43, 41, 34, 20, LL, RL

Item	Seat Length	Seat Depth	Seat Height	Arm Height
3101-82	78	24	20	23.5
3101-7Q, 72	69	24	20	23.5
3101-42	46	24	20	23.5
3101-12	23	24	20	23.5
3101-66, 67	69	24	20	23.5
3101-61, 63	69	24	20	23.5
3101-50	63	24	20	-
3101-41, 43	46	24	20	23.5
3101-34	13*	24	20	-
3101-20	23	24	20	-
3101-LL, RL	26	51	20	23.5

* The seat length represents length along front of item

COM Yardage Requirements-Fabric only					
Please reference the COM Program Procedures at the front of the price book for any necessary information.					
Item	Plain Railroad	Plain Up the Bolt	Small Stripe Railroad	Wide Stripe or Plaids	Center Match
3101-82	14.0	15.4	17.0	18.4	21.0
3101-7Q, 72	13.6	15.0	16.6	18.0	20.5
3101-42	10.6	11.6	12.9	13.9	15.8
3101-12	5.9	6.5	7.2	7.8	8.9
3101-01	2.4	3.1	3.4	3.7	4.0
3101-67, 66	15.1	16.6	18.4	19.9	22.6
3101-63, 61	11.9	13.1	14.5	15.7	17.8
3101-50	9.2	10.2	11.3	12.2	13.9
3101-43, 41	8.8	9.7	10.7	11.6	13.2
3101-34	7.4	8.1	9.0	9.7	11.1
3101-20	4.2	4.6	5.1	5.5	6.3
3101-LL, RL	8.3	9.1	10.1	10.9	12.4
3101-S2	4.0	4.4	4.8	5.2	5.9

See following page for How to Order

**BenchMade - Ellery
Suite: 3101**

Category: Fabric/Leather Upholstery

How to Order

Ordering Options	Great Room Sofa	Queen Sleeper	Sofa & Loveseat	Chair	Ottoman	Sectional Sofas, Loveseats, Seating Corner, Chaises & Chair				Storage Ottoman
	3101-82	3101-7Q	3101-72, 42	3101-12	3101-01	3101-67, 66	3101-63, 61, 43, 41, 34, LL, RL	3101-50	3101-20	3101-S2
BODY FABRIC										
ACCENT PILLOW FABRIC										
• NONE-1(no Pillows)	—	—	—			—	—			
• Any fabric	\$150	\$150	\$150			\$150	\$90			
SEAT CUSHION FILL										
• LOUNGE	—	—	—	—		—	—	—	—	
• SUPPORT	\$230	\$230	\$230	\$140		\$230	\$230	\$230	\$140	
• BLENDOWN / PREMIER / SPDOWN	\$380	\$380	\$380	\$230		\$380	\$380	\$380	\$230	
BACK & ACCENT PILLOW FILL										
• LOUNGE	—	—	—	—		—	—	—	—	
• BLDOWN / PREMIER	\$170	\$170	\$170	\$110		\$170	\$170	\$170	\$110	
MATTRESS										
• STD(Standard Innerspring)		—								
• REAXION(Foam Mattress)		\$380								
• AIR2(Air Mattress)		\$680								
NAIL HEAD TRIM										
• NONE-1(no nail head trim)	—	—	—	—	—	—	—	—	—	—
• ABNAIL / NKNAIL / OBNAIL	\$120	\$120	\$120	\$120	\$90	\$120	\$120	\$120	\$120	\$90
FINISH										

► Following skus are only available in A, B, and C fabric codes: 82, 7Q, 72, 42, 67, 66, 63, 61, 50, 43, 41, 34, 20, LL, RL

Choices of FINISH					
BF0108	Cloud	BF106	Slate	BF808	Brindle
BF103	Ash	BF807	Walnut	BF903	Onyx

BenchMade - Ellery Suite: 3101

Category: Fabric/Leather Upholstery

Casual and graceful describes the Ellery grouping. With its sloping arms and semi-attached pillow back the Ellery grouping conveys style and comfort. The group is available as a sofa in two sizes, matching loveseat, matching chair, ottoman and a sectional configuration.



If selected, the nail head trim will be the medium size(5/8") and will be spaced and will go along the base.

Introduced: 9/1/2014 Country of Origin: USA

Back Semi-attached	Base Tapered leg (removable legs)	Seat Boxed loose weltless	Seating Construction Coil Flex Suspension	Arm Caps Not Available	Accent Pillows Optional pillows available see General Information
------------------------------	--	-------------------------------------	---	----------------------------------	--

Graded Prices - Leather												
Item	Description	W x D x H	Cubes	Wgt	Units	52	53	54	55	56	57	58
3101-82L	Great Room Sofa (3/3)	92.5x38x36	78	151	3	6009	6269	6539	6809	7069	7339	7609
3101-7QL	Queen Sleeper(3/3)	83.5x38x36	70.5	196	3	6409	6669	6939	7209	7469	7739	8009
3101-72L	Sofa (3/3)	83.5x38x36	70.5	144	3	5609	5869	6139	6409	6669	6939	7209
3101-42L	Loveseat (2/2)	60.5x38x36	51	122	2	5539	5809	6069	6339	6609	6869	7139
3101-12L	Chair	37.5x38x36	31.6	85	1	3669	3699	3909	4109	4339	4549	4749
3101-01L	Ottoman	28x23x17	6.3	31	0.5	1539	1569	1629	1709	1779	1829	1929
Sectional Items												
3101-67L	RAF Sect. w/Corner(3)	90x38x36	71.2	164	3	5939	6209	6469	6739	7009	7269	7539
3101-66L	LAF Sect. w/Corner(3)	90x38x36	71.2	164	3	5939	6209	6469	6739	7009	7269	7539
3101-63L	LAF Sectional Sofa(3)	77x38x36	61	138	3	5140	5400	5670	5940	6200	6470	6740
3101-61L	RAF Sectional Sofa(3)	77x38x36	61	138	3	5140	5400	5670	5940	6200	6470	6740
3101-50L	Armless Loveseat(2)	63x38x36	49.9	113	2	4140	4460	4750	5060	5350	5660	5960
3101-43L	LAF Sect. Loveseat(2)	54x38x36	42.8	116	2	4000	4420	4780	5120	5460	5820	6160
3101-41L	RAF Sect. Loveseat(2)	54x38x36	42.8	116	2	4000	4420	4780	5120	5460	5820	6160
3101-34L	Seating Corner	46.5x46.5x36	45	130	2	4209	4489	4689	4979	5269	5569	5859
3101-20L	Armless Chair	23x38x36	18.2	60	1	3070	3220	3380	3520	3670	3820	3980
3101-LLL	LAF Chaise	34.5x66.5x36	49.9	115	2	4070	4340	4600	4870	5140	5400	5670
3101-RLL	RAF Chaise	34.5x66.5x36	49.9	115	2	4070	4340	4600	4870	5140	5400	5670
3101-S2L	*Storage Ottoman	52x24x19	13.7	70	1	2209	2339	2459	2579	2699	2819	2939

*Storage ottomans above will have casters

ACCENT PILLOWS INCLUDED
NONE

Sawtooth connectors are preinstalled on the following sectional pieces: 67, 66, 63, 61, 50, 43, 41, 34, 20, LL, RL

Item	Seat Length	Seat Depth	Seat Height	Arm Height
3101-82	78	24	20	23.5
3101-7Q, 72	69	24	20	23.5
3101-42	46	24	20	23.5
3101-12	23	24	20	23.5
3101-66, 67	69	24	20	23.5
3101-61, 63	69	24	20	23.5
3101-50	63	24	20	-
3101-41, 43	46	24	20	23.5
3101-20	23	24	20	-
3101-34	13*	24	20	-
3101-LL, RL	26	51	20	23.5

* The seat length represents length along front of item

See following page for How to Order

**BenchMade - Ellery
Suite: 3101**

Category: Fabric/Leather Upholstery

How to Order

Ordering Options	Great Room Sofa	Queen Sleeper	Sofa & Loveseat	Chair	Ottoman	Sectional Sofas, Loveseats, Seating Corner, Chaises & Chair				Storage Ottoman
	3101-82L	3101-7QL	3101-72L, 42L	3101-12L	3101-01L	3101-67L, 66L	3101-63L, 61L, 43L, 41L, 34L, LLL, RLL	3101-50L	3101-20L	3101-S2L
BODY LEATHER										
SEAT CUSHION FILL										
• LOUNGE	—	—	—	—		—	—	—	—	
• SUPPORT	\$230	\$230	\$230	\$140		\$230	\$230	\$230	\$140	
• BLDOWN / PREMIER / SPDOWN	\$380	\$380	\$380	\$230		\$380	\$380	\$380	\$230	
BACK FILL										
• LOUNGE	—	—	—	—		—	—	—	—	
• BLDOWN / PREMIER	\$170	\$170	\$170	\$110		\$170	\$170	\$170	\$110	
MATTRESS										
• STDM(Standard Innerspring)		—								
• REAXION(Foam Mattress)		\$380								
• AIR2(Air Mattress)		\$680								
NAIL HEAD TRIM										
• NONE-1(no nail head trim)	—	—	—	—	—	—	—	—	—	—
• ABNAIL / NKNAIL / OBNAIL	\$120	\$120	\$120	\$120	\$90	\$120	\$120	\$120	\$120	\$90
FINISH										

Choices of FINISH			
BF0108	Cloud	BF106	Slate
BF103	Ash	BF808	Brindle
		BF807	Walnut
		BF903	Onyx

BenchMade - Jamestown Suite: 3133

Category: Fabric/Leather Upholstery

Jamestown features rolled arms and deep tufted backs and arms. Jamestown has two cushion seating and is available in leather or fabric. Jamestown features our premium manufacturing components, coil spring seats and premium cushioning.



Introduced: 10/1/2021 Country of Origin: USA

Back	Base	Seat	Seating Construction	Arm Caps	Accent Pillows
Tufted	Block legs (removable legs)	Boxed loose top stitched	Coil Flex Suspension	Available option: enter as part order	Optional pillows available at an upcharge

		Graded Prices - Fabric																		
Item	Description	W x D x H	Cubes	Wgt	Units	21	22	23	24	25	26	27	28	29	30	31	32	33	34	35
3133-62	Sofa(1/2)	95x38x28	62.3	157	3	4539	4669	4809	4939	5069	5209	5339	5469	5609	5739	5869	6009	6139	6269	6409
3133-42	Loveseat	75x38x28	49.2	136	2	4469	4609	4739	4869	5009	5139	5269	5409	5539	5669	5809	5939	6069	6209	6339
3133-12	Chair	45x38x28	29.5	105	1	2939	3009	3069	3139	3209	3269	3339	3409	3469	3539	3609	3669	3739	3809	3869
3133-01	Ottoman	31x25x18	8.1	36	0.5	1069	1099	1129	1149	1179	1209	1229	1259	1289	1309	1339	1369	1389	1419	1449

► Ottoman top is NOT tufted and does not have fabric restrictions

ACCENT PILLOWS AVAILABLE AT AN UPCHARGE		
Pillows:	62	42
Accent 19"	2	2

► **COMPATIBILITY WARNING:** 62, 42, &12 available in A & B code fabrics only
Up-the-bolt fabrics, fabric code B, will be seamed on the outback.

Item	Seat Length	Seat Depth	Seat Height	Arm Height
3133-62	77	24	18.5	28
3133-42	57	24	18.5	28
3133-12	27	24	18.5	28

COM Yardage Requirements-Fabric only		
Please reference the COM Program Procedures at the front of the price book for any necessary information.		
Item	Plain Railroad	Plain Up the Bolt
3133-62	11.4	12.5
3133-42	9.9	10.9
3133-12	6.8	7.5
3133-01	2.8	3.0

How to Order

	Sofa	Loveseat	Chair	Ottoman
Ordering Options	3133-62	3133-42	3133-12	3133-01
BODY FABRIC(A & B code fabrics only)				
ACCENT PILLOW FABRIC				
• NONE-1(no pillows)	—	—		
• Any Fabric	\$150	\$150		
SEAT CUSHION FILL				
• LOUNGE	—	—	—	
• SUPPORT	\$230	\$230	\$140	
• PREMIER	\$380	\$380	\$230	
FINISH				

Choices of FINISH			
BF0108	Cloud	BF106	Slate
BF103	Ash	BF808	Brindle
		BF807	Walnut
		BF903	Onyx

BenchMade - Jamestown Suite: 3133

Category: Fabric/Leather Upholstery

Jamestown features rolled arms and deep tufted backs and arms. Jamestown has two cushion seating and is available in leather or fabric. Jamestown features our premium manufacturing components, coil spring seats and premium cushioning.



Introduced: 10/1/2021 Country of Origin: USA

Back Tufted	Base Block legs (removable legs)	Seat Boxed loose top stitched	Seating Construction Coil Flex Suspension	Arm Caps Not available	Accent Pillows Optional pillows available see General Information
-----------------------	---	---	---	----------------------------------	--

Item	Description	W x D x H	Cubes	Wgt	Units	Graded Prices - Leather						
						52	53	54	55	56	57	58
3133-62L	Sofa(1/2)	95x38x28	62.3	157	3	6809	7069	7339	7609	7869	8139	8409
3133-42L	Loveseat	75x38x28	49.2	136	2	6739	7009	7269	7539	7809	8069	8339
3133-12L	Chair	45x38x28	29.5	105	1	4339	4499	4659	4819	4979	5139	5299
3133-01L	Ottoman	31x25x18	8.1	36	0.5	1469	1549	1629	1709	1789	1869	1949

ACCENT PILLOWS INCLUDED
NONE

Item	Seat Length	Seat Depth	Seat Height	Arm Height
3133-62	77	24	18.5	28
3133-42	57	24	18.5	28
3133-12	27	24	18.5	28

How to Order

Ordering Options	Sofa	Loveseat	Chair	Ottoman
	3133-62L	3133-42L	3133-12L	3133-01L
BODY LEATHER				
SEAT CUSHION FILL				
• LOUNGE	—	—	—	
• SUPPORT	\$230	\$230	\$140	
• PREMIER	\$380	\$380	\$230	
FINISH				

Choices of FINISH					
BF0108	Cloud	BF106	Slate	BF808	Brindle
BF103	Ash	BF807	Walnut	BF903	Onyx

BenchMade - Ladson Suite: 3105

Category: Fabric/Leather Upholstery

Classic describes the Ladson grouping. With its linear design track arms and semi-attached boxed back, the Ladson grouping conveys casual sophistication and comfort. The group is available as a sofa in two sizes, matching loveseat, matching chair, ottoman and a sectional configuration. If selected, the nail head trim will be the small size(3/8") and will be placed end to end and go along the base and up and down the inside and outside edges of the arms.



Introduced: 8/1/2016 Country of Origin: USA

Back Semi-attached	Base Tapered leg (removable legs)	Seat Boxed loose weltless	Seating Construction Coil Flex Suspension	Arm Caps Available option: enter as part order	Accent Pillows Optional pillows available at an upcharge
------------------------------	--	-------------------------------------	---	---	---

Fabric Version						Graded Prices - Fabric														
Item	Description	W x D x H	Cubes	Wgt	Units	21	22	23	24	25	26	27	28	29	30	31	32	33	34	35
3105-82	Great Room Sofa (3/3)	89x37x37	77.2	151	3	3739	3869	4009	4139	4269	4409	4539	4669	4809	4939	5069	5209	5339	5469	5609
3105-7Q	Queen Sleeper(3/3)	80x37x37	69.4	195	3	4269	4409	4539	4669	4809	4939	5069	5209	5339	5469	5609	5739	5869	6009	6139
3105-72	Sofa (3/3)	80x37x37	69.4	143	3	3609	3739	3869	4009	4139	4269	4409	4539	4669	4809	4939	5069	5209	5339	5469
3105-42	Loveseat (2/2)	57x37x37	49.4	124	2	3539	3669	3809	3939	4069	4209	4339	4469	4609	4739	4869	5009	5139	5269	5409
3105-12	Chair	34x37x37	29.5	86	1	1939	2019	2099	2179	2259	2339	2419	2499	2579	2659	2739	2819	2899	2979	3059
3105-01	Ottoman	28x23x17	6.3	31	0.5	979	1009	1029	1059	1089	1139	1169	1189	1209	1249	1269	1299	1329	1369	1409
Sectional Items																				
3105-67	RAF Sect. w/Corner(3)	88x37x37	76.3	162	3	3609	3739	3869	4009	4139	4269	4409	4539	4669	4809	4939	5069	5209	5339	5469
3105-66	LAF Sect. w/Corner(3)	88x37x37	76.3	162	3	3609	3739	3869	4009	4139	4269	4409	4539	4669	4809	4939	5069	5209	5339	5469
3105-63	LAF Sectional Sofa(3)	74x37x37	64.2	137	3	3270	3400	3540	3670	3800	3940	4070	4200	4340	4470	4600	4740	4870	5000	5140
3105-61	RAF Sectional Sofa(3)	74x37x37	64.2	137	3	3270	3400	3540	3670	3800	3940	4070	4200	4340	4470	4600	4740	4870	5000	5140
3105-50	Armless Loveseat(2)	63x37x37	49.9	114	2	3140	3230	3320	3420	3510	3600	3700	3790	3880	3980	4070	4160	4260	4350	4440
3105-43	LAF Sect. Loveseat(2)	51x37x37	44.2	99	2	2670	2800	2940	3070	3200	3340	3470	3600	3740	3870	4000	4140	4270	4400	4540
3105-41	RAF Sect. Loveseat(2)	51x37x37	44.2	99	2	2670	2800	2940	3070	3200	3340	3470	3600	3740	3870	4000	4140	4270	4400	4540
3105-34	Seating Corner	46x46x37	45.3	128	2	2809	2899	2989	3089	3179	3269	3369	3459	3549	3649	3739	3829	3929	4019	4109
3105-20	Armless Chair	23x37x37	20	61	1	1870	1950	2030	2110	2190	2270	2350	2430	2510	2590	2670	2750	2830	2910	2990
3105-LL	LAF Chaise	31x65x37	43.1	108	2	2870	2960	3060	3150	3240	3340	3430	3520	3620	3710	3800	3900	3990	4080	4180
3105-RL	RAF Chaise	31x65x37	43.1	108	2	2870	2960	3060	3150	3240	3340	3430	3520	3620	3710	3800	3900	3990	4080	4180
3105-S2	*Storage Ottoman	52x24x19	13.7	70	1	1469	1539	1579	1629	1669	1729	1769	1809	1849	1899	1939	1989	2029	2089	2129

*Storage ottomans above will have casters

ACCENT PILLOWS AVAILABLE AT AN UPCHARGE									
Pillows:	82	7Q	72	42	67/66	63/61	43/41	34	LL/RL
Accent 19"	2	2	2	2	2	1	1	1	1

COMPATIBILITY WARNING: Sofas, Sleeper, Loveseat, and Sectional items are only available in fabric codes A, B, and C. Fabric code B will be seamed on the outback.

Sawtooth connectors are preinstalled on the following sectional pieces:
67, 66, 63, 61, 50, 43, 41, 34, 20, LL, RL

Item	Seat Length	Seat Depth	Seat Height	Arm Height
3105-82	78	24	20	24
3105-7Q, 72	69	24	20	24
3105-42	46	24	20	24
3105-12	23	24	20	24
3105-66, 67	69	24	20	24
3105-61, 63	69	24	20	24
3105-50	63	24	20	-
3105-41, 43	46	24	20	24
3105-34	13*	24	20	-
3105-20	23	24	20	-
3105-LL, RL	25	50	20	24

* The seat length represents length along front of item

COM Yardage Requirements-Fabric only					
Please reference the COM Program Procedures at the front of the price book for any necessary information.					
Item	Plain Railroad	Plain Up the Bolt	Small Stripe Railroad	Wide Stripe or Plaids	Center Match
3105-82	17.1	18.8	20.8	22.5	25.6
3105-7Q, 72	16.4	18.0	20.0	21.6	24.6
3105-42	12.2	13.4	14.9	16.1	18.3
3105-12	7.2	7.9	8.7	9.4	10.7
3105-01	2.6	3.4	3.7	4.1	4.4
3105-67, 66	18.2	20.0	22.1	24.0	27.2
3105-63, 61	14.2	15.6	17.3	18.7	21.3
3105-50	9.7	10.6	11.8	12.8	14.5
3105-43, 41	10.8	11.9	13.2	14.2	16.2
3105-34	11.8	12.9	14.4	15.5	17.7
3105-20	4.4	4.8	5.4	5.8	6.6
3105-LL, RL	9.2	10.2	11.3	12.2	13.9
3105-S2	4.0	4.4	4.8	5.2	5.9

See following page for How to Order

Category: Fabric/Leather Upholstery

How to Order

Ordering Options	Great Room Sofa	Queen Sleeper	Sofa & Loveseat	Chair	Ottoman	Sectional Sofas, Loveseats, Seating Corner, Chaises & Chair				Storage Ottoman
	3105-82	3105-7Q	3105-72, 42	3105-12	3105-01	3105-67, 66	3105-63, 61, 43, 41, 34, LL, RL	3105-50	3105-20	3105-S2
BODY FABRIC										
ACCENT PILLOW FABRIC										
• NONE-1(no Pillows)	—	—	—			—	—			
• Any fabric	\$150	\$150	\$150			\$150	\$90			
SEAT CUSHION FILL										
• LOUNGE	—	—	—	—		—	—	—	—	
• SUPPORT	\$230	\$230	\$230	\$140		\$230	\$230	\$230	\$140	
• BLDOWN / PREMIER / SPDOWN	\$380	\$380	\$380	\$230		\$380	\$380	\$380	\$230	
BACK & ACCENT PILLOW FILL										
• LOUNGE	—	—	—	—		—	—	—	—	
• BLDOWN / PREMIER	\$170	\$170	\$170	\$110		\$170	\$170	\$170	\$110	
MATTRESS										
• STD(M(Standard Innerspring)		—								
• REAXION(Foam Mattress)		\$380								
• AIR2(Air Mattress)		\$680								
NAIL HEAD TRIM										
• NONE-1(no nail head trim)	—	—	—	—	—	—	—	—	—	—
• ABNAIL / NKNAIL / OBNAIL	\$120	\$120	\$120	\$120	\$90	\$120	\$120	\$120	\$120	\$90
FINISH										

► Following skus are only available in A, B, and C fabric codes: 82, 7Q, 72, 42, 67, 66, 63, 61, 50, 43, 41, 34, 20, LL, RL

Choices of FINISH					
BF0108	Cloud	BF106	Slate	BF808	Brindle
BF103	Ash	BF807	Walnut	BF903	Onyx

**BenchMade - Ladson
Suite: 3105**

Category: Fabric/Leather Upholstery

Classic describes the Ladson grouping. With its linear design track arms and semi-attached box back, the Ladson grouping conveys casual sophistication and comfort. The group is available as a sofa in two sizes, matching loveseat, matching chair, ottoman and a sectional configuration. If selected, the nail head trim will be the small size(3/8") and will be placed end to end and go along the base and up and down the inside and outside edges of the arms.



Introduced: 9/1/2014 Country of Origin: USA

Back Semi-attached	Base Tapered leg (removable legs)	Seat Boxed loose weltless	Seating Construction Coil Flex Suspension	Arm Caps Not Available	Accent Pillows Optional pillows available see General Information
------------------------------	--	-------------------------------------	---	----------------------------------	--

Item	Description	W x D x H	Cubes	Wgt	Units	Graded Prices - Leather						
						52	53	54	55	56	57	58
3105-82L	Great Room Sofa (3/3)	89x37x37	77.2	151	3	6009	6269	6539	6809	7069	7339	7609
3105-7QL	Queen Sleeper(3/3)	80x37x37	69.4	195	3	6409	6669	6939	7209	7469	7739	8009
3105-72L	Sofa (3/3)	80x37x37	69.4	143	3	5609	5869	6139	6409	6669	6939	7209
3105-42L	Loveseat (2/2)	57x37x37	49.4	124	2	5539	5809	6069	6339	6609	6869	7139
3105-12L	Chair	34x37x37	29.5	86	1	3669	3699	3909	4109	4339	4549	4749
3105-01L	Ottoman	28x23x17	6.3	31	0.5	1539	1569	1629	1709	1779	1829	1929
Sectional Items												
3105-67L	RAF Sect. w/Corner(3)	88x37x37	76.3	162	3	5939	6209	6469	6739	7009	7269	7539
3105-66L	LAF Sect. w/Corner(3)	88x37x37	76.3	162	3	5939	6209	6469	6739	7009	7269	7539
3105-63L	LAF Sectional Sofa(3)	74x37x37	64.2	137	3	5140	5400	5670	5940	6200	6470	6740
3105-61L	RAF Sectional Sofa(3)	74x37x37	64.2	137	3	5140	5400	5670	5940	6200	6470	6740
3105-50L	Armless Loveseat(2)	63x37x37	49.9	114	2	4470	4780	5080	5380	5680	5980	6280
3105-43L	LAF Sect. Loveseat(2)	51x37x37	44.2	99	2	4000	4420	4780	5120	5460	5820	6160
3105-41L	RAF Sect. Loveseat(2)	51x37x37	44.2	99	2	4000	4420	4780	5120	5460	5820	6160
3105-34L	Seating Corner	46x46x37	45.3	128	2	4209	4489	4689	4979	5269	5569	5859
3105-20L	Armless Chair	23x37x37	20	61	1	3070	3220	3380	3520	3670	3820	3980
3105-LLL	LAF Chaise	31x65x37	43.1	108	2	4400	4670	4940	5209	5470	5740	6000
3105-RLl	RAF Chaise	31x65x37	43.1	108	2	4400	4670	4940	5209	5470	5740	6000
3105-S2L	*Storage Ottoman	52x24x19	13.7	70	1	2209	2339	2459	2579	2699	2819	2939

*Storage ottomans above will have casters

ACCENT PILLOWS INCLUDED
NONE

Sawtooth connectors are preinstalled on the following sectional pieces:
67, 66, 63, 61, 50, 43, 41, 34, 20, LL, RL

Item	Seat Length	Seat Depth	Seat Height	Arm Height
3105-82	78	24	20	24
3105-7Q, 72	69	24	20	24
3105-42	46	24	20	24
3105-12	23	24	20	24
3105-66, 67	69	24	20	24
3105-61, 63	69	24	20	24
3105-50	63	24	20	-
3105-41, 43	46	24	20	24
3105-34	13*	24	20	-
3105-20	23	24	20	-
3105-LL, RL	25	50	20	24

* The seat length represents length along front of item

See following page for How to Order

Category: Fabric/Leather Upholstery

How to Order

Ordering Options	Great Room Sofa	Queen Sleeper	Sofa & Loveseat	Chair	Ottoman	Sectional Sofas, Loveseats, Seating Corner, Chaises & Chair				Storage Ottoman
	3105-82L	3105-7QL	3105-72L, 42L	3105-12L	3105-01L	3105-67L, 66L	3105-63L, 61L, 43L, 41L, 34L, LLL, RLL	3105-50L	3105-20L	3105-S2L
BODY LEATHER										
SEAT CUSHION FILL										
• LOUNGE	—	—	—	—		—	—	—	—	
• SUPPORT	\$230	\$230	\$230	\$140		\$230	\$230	\$230	\$140	
• BLDOWN / PREMIER / SPDOWN	\$380	\$380	\$380	\$230		\$380	\$380	\$380	\$230	
BACK FILL										
• LOUNGE	—	—	—	—		—	—	—	—	
• BLDOWN / PREMIER	\$170	\$170	\$170	\$110		\$170	\$170	\$170	\$110	
MATTRESS										
• STDM(Standard Innerspring)		—								
• REAXION(Foam Mattress)		\$380								
• AIR2(Air Mattress)		\$680								
NAIL HEAD TRIM										
• NONE-1(no nail head trim)	—	—	—	—	—	—	—	—	—	—
• ABNAIL / NKNAIL / OBNAIL	\$120	\$120	\$120	\$120	\$90	\$120	\$120	\$120	\$120	\$90
FINISH										

Choices of FINISH			
BF0108	Cloud	BF106	Slate
BF103	Ash	BF807	Walnut
		BF808	Brindle
		BF903	Onyx

**BenchMade - Sanford
Suite: 3135**

Category: Fabric/Leather Upholstery

Sanford features Belgium sloped track arms and stylish wood trim base. Sofa is two over two with large seat and back pillows. Sanford is available in leather or fabric and features our premium manufacturing components, coil spring seats and premium cushioning.



Introduced: 10/1/2021 Country of Origin: USA

Back	Base	Seat	Seating Construction	Arm Caps	Accent Pillows
Loose boxed top stitched	Wood base	Boxed loose top stitched	Coil Flex Suspension	Available option: enter as part order	Optional pillows available at an upcharge

Item	Description	W x D x H	Cubes	Wgt	Units	Graded Prices - Fabric														
						21	22	23	24	25	26	27	28	29	30	31	32	33	34	35
3135-62	Sofa(2/2)	89x38.5x33.5	59.4	114	3	4269	4409	4539	4669	4809	4939	5069	5209	5339	5469	5609	5739	5869	6009	6139
3135-42	Loveseat	63x38.5x33.5	42.1	100	2	4209	4339	4469	4609	4739	4869	5009	5139	5269	5409	5539	5669	5809	5939	6069
3135-12	Chair	37x38.5x33.5	24.7	88	1	2809	2869	2939	3009	3069	3139	3209	3269	3339	3409	3469	3539	3609	3669	3739
3135-01	Ottoman	30x25.5x17	8	34	0.5	1469	1499	1529	1549	1579	1609	1629	1659	1689	1709	1739	1769	1789	1819	1849

ACCENT PILLOWS AVAILABLE AT AN UPCHARGE		
Pillows:	62	42
Accent 19"	2	2

COMPATIBILITY WARNING: Sofa and Loveseat items are only available in fabric codes A, B, and C. Fabric code B will be seamed on the outback.

Item	Seat Length	Seat Depth	Seat Height	Arm Height
3135-62	76	24	18	24
3135-42	50	24	18	24
3135-12	24	24	18	24

COM Yardage Requirements-Fabric only					
Please reference the COM Program Procedures at the front of the price book for any necessary information.					
Item	Plain Railroad	Plain Up the Bolt	Small Stripe Railroad	Wide Stripe or Plaids	Center Match
3135-62	12.4	13.7	15.2	16.4	19.6
3135-42	9.7	10.6	11.8	12.8	15.5
3135-12	6.3	7.0	7.7	8.3	10.5
3135-01	2.1	2.3	2.5	2.7	4.1

How to Order

	Sofa	Loveseat	Chair	Ottoman
Ordering Options	3135-62	3135-42	3135-12	3135-01
BODY FABRIC(A, B, & C code fabrics only)				
ACCENT PILLOW FABRIC				
• NONE-1(no pillows)	—	—		
• Any Fabric	\$150	\$150		
SEAT CUSHION FILL				
• LOUNGE	—	—	—	
• SUPPORT	\$230	\$230	\$140	
• PREMIER	\$380	\$380	\$230	
BACK & PILLOW FILL				
• LOUNGE	—	—	—	
• PREMIER	\$230	\$230	\$110	
FINISH				

▶ Following skus are only available in A, B, and C fabric codes: 62, 42

Choices of FINISH			
BF005	Cumberland Oak	BF814	Briar Oak
BF006	Vintage White Oak	BF815	Summerfield Oak
BF007	Washed Linen Oak	BF905	Espresso Oak
BF108	Storm Grey Oak		
BF109	Charleston Oak		

**BenchMade - Sanford
Suite: 3135**

Category: Fabric/Leather Upholstery

Sanford features Belgium sloped track arms and stylish wood trim base. Sofa is two over two with large seat and back pillows. Sanford is available in leather or fabric and features our premium manufacturing components, coil spring seats and premium cushioning.



Introduced: 10/1/2021 Country of Origin: USA

Back	Base	Seat	Seating Construction	Arm Caps	Accent Pillows
Loose boxed top stitched	Wood base	Boxed loose top stitched	Coil Flex Suspension	Not available	Optional pillows available see General Information

Item	Description	W x D x H	Cubes	Wgt	Units	Graded Prices - Leather							
						52	53	54	55	56	57	58	
3135-62L	Sofa(2/2)	89x38.5x33.5	59.4	114	3	6409	6669	6939	7209	7469	7739	8009	
3135-42L	Loveseat	63x38.5x33.5	42.1	100	2	6339	6609	6869	7139	7409	7669	7939	
3135-12L	Chair	37x38.5x33.5	24.7	88	1	4139	4299	4459	4619	4779	4939	5099	
3135-01L	Ottoman	30x25.5x17	8	34	0.5	1869	1949	2029	2109	2189	2269	2349	

ACCENT PILLOWS INCLUDED
NONE

Item	Seat Length	Seat Depth	Seat Height	Arm Height
3135-62	76	24	18	24
3135-42	50	24	18	24
3135-12	24	24	18	24

How to Order

Ordering Options	Sofa	Loveseat	Chair	Ottoman
	3135-62L	3135-42L	3135-12L	3135-01L
BODY LEATHER				
SEAT CUSHION FILL				
• LOUNGE	—	—	—	
• SUPPORT	\$230	\$230	\$140	
• PREMIER	\$380	\$380	\$230	
BACK & PILLOW FILL				
• LOUNGE	—	—	—	
• PREMIER	\$230	\$230	\$110	
FINISH				

Choices of FINISH			
BF005	Cumberland Oak	BF814	Briar Oak
BF006	Vintage White Oak	BF815	Summerfield Oak
BF007	Washed Linen Oak	BF905	Espresso Oak
BF108	Storm Grey Oak		
BF109	Charleston Oak		

BenchMade - Weldon
Suite: 3129

Category: Fabric/Leather Upholstery

Weldon is included in our Bench-Made Upholstery Collection. Weldon has a large track arm and stylish waterfall wrap around seat cushions. Weldon has a modern casual design element. Sofa is two over two. Weldon is also available as a sectional. Weldon is available in fabric and leather. Weldon features our premium manufacturing components, coil spring seats and premium cushioning.



Introduced: 5/1/2022 Country of Origin: USA

Back Loose	Base Block Leg (removable legs)	Seat Waterfall Welltless	Seating Construction Coil Flex Suspension	Arm Caps Available option: enter as part order	Accent Pillows Optional pillows available at an upcharge
----------------------	--	------------------------------------	---	---	---

Fabric Version							Graded Prices - Fabric														
Item	Description	W x D x H	Cubes	Wgt	Units	21	22	23	24	25	26	27	28	29	30	31	32	33	34	35	
3129-62	Sofa (2/2)	93x39x34.5	49.5	162	3	3609	3739	3869	4009	4139	4269	4409	4539	4669	4809	4939	5069	5209	5339	5469	
3129-42	Loveseat (2/2)	67x39x34.5	35.6	140	2	3539	3669	3809	3939	4069	4209	4339	4469	4609	4739	4869	5009	5139	5269	5409	
3129-12	Chair	41x39x34.5	21.7	107	1	2209	2269	2339	2409	2469	2539	2609	2669	2739	2809	2869	2939	3009	3069	3139	
3129-01	Ottoman	31x26x17.5	8.3	40	0.5	939	969	989	1019	1049	1069	1099	1129	1149	1179	1209	1229	1259	1289	1309	
Sectional Items																					
3129-63	LAF Sofa (2)	87x39x34.5	46.3	148	3	3070	3200	3340	3470	3600	3740	3870	4000	4140	4270	4400	4540	4670	4800	4940	
3129-61	RAF Sofa (2)	87x39x34.5	46.3	148	3	3070	3200	3340	3470	3600	3740	3870	4000	4140	4270	4400	4540	4670	4800	4940	
3129-30	Corner Chair	39x39x34.5	20.6	84	1	2009	2069	2139	2209	2269	2339	2409	2469	2539	2609	2669	2739	2809	2869	2939	
3129-20	Armless Chair	32x39x34.5	17.1	83	1	1740	1800	1870	1940	2000	2070	2140	2200	2270	2340	2400	2470	2540	2600	2670	
3129-LL	LAF Chaise	39x61x34.5	37.8	137	2	2539	2629	2729	2819	2909	3009	3099	3189	3289	3379	3469	3569	3659	3749	3849	
3129-RL	RAF Chaise	39x61x34.5	37.8	137	2	2539	2629	2729	2819	2909	3009	3099	3189	3289	3379	3469	3569	3659	3749	3849	
3129-00	Square Ottoman	38x38x17.5	16	71	0.5	1269	1299	1329	1349	1379	1409	1429	1459	1489	1509	1539	1569	1589	1619	1649	

ACCENT PILLOWS AVAILABLE AT AN UPCHARGE					
Pillows:	62	42	63/61	30	LL/RL
Accent 19"	2	2	1	2	1

COMPATIBILITY WARNING: Sofas, Loveseat, and Sectional items are only available in fabric codes A, B, and C. Fabric code B will be seamed on the outback.

Sawtooth connectors are preinstalled on the following sectional pieces:
63, 61, 30, 20, LL, RL

Item	Seat Length	Seat Depth	Seat Height	Arm Height
3129-62	77	25	18.5	24
3129-42	58	25	18.5	24
3129-12	26	25	18.5	24
3129-61, 63	78	25	18.5	24
3129-30	25	25	18.5	-
3129-20	26	25	18.5	-
3129-LL, RL	39	57	18.5	24

* The seat length represents length along front of item

COM Yardage Requirements-Fabric only					
Please reference the COM Program Procedures at the front of the price book for any necessary information.					
Item	Plain Railroad	Plain Up the Bolt	Small Stripe Railroad	Wide Stripe or Plaids	Center Match
3129-62	12.9	14.2	15.7	17.0	20.3
3129-42	9.7	10.6	11.8	12.8	15.5
3129-12	6.4	7.0	7.8	8.4	10.6
3129-01	2.1	2.7	2.7	3.0	3.2
3129-61, 63	12.1	13.3	14.8	16.0	19.2
3129-30	6.9	7.6	8.5	9.1	11.4
3129-20	4.5	5.0	5.5	6.0	7.8
3129-LL, RL	7.6	8.3	9.3	10.0	12.4
3129-00	3.8	4.9	4.9	5.5	5.9

How to Order

Ordering Options	Sofa & Loveseat	Chair	Ottoman	Sectional Sofas, Corner Chair, Armless Chair & Chaises	Square Ottoman
	3129-62, 42	3129-12	3129-01	3129-63, 61, 30, RL, LL	3129-20
BODY FABRIC					
ACCENT PILLOW FABRIC					
• NONE-1(no Pillows)	—	—		—	
• Any fabric	\$150	\$150		\$0	
SEAT CUSHION FILL					
• LOUNGE	—	—		—	
• SUPPORT	\$230	\$140		\$230	\$140
• PREMIER	\$380	\$230		\$380	\$230
FINISH					

Following skus are only available in A, B, and C fabric codes: 62, 42, 63, 61, 30, 20, LL, RL

Choices of FINISH					
BF0108	Cloud	BF106	Slate	BF808	Brindle
BF103	Ash	BF807	Walnut	BF903	Onyx

**BenchMade - Weldon
Suite: 3129**

Category: Fabric/Leather Upholstery

Weldon is included in our Bench-Made Upholstery Collection. Weldon has a large track arm and stylish waterfall wrap around seat cushions. Weldon has a modern casual design element. Sofa is two over two. Weldon is also available as a sectional. Weldon is available in fabric and leather. Weldon features our premium manufacturing components, coil spring seats and premium cushioning.



Introduced: 5/1/2022 Country of Origin: USA

Back Loose	Base Block Leg (removable legs)	Seat Waterfall Weltless	Seating Construction Coil Flex Suspension	Arm Caps Not Available	Accent Pillows Optional pillows available see General Information
----------------------	--	-----------------------------------	---	----------------------------------	--

Graded Prices - Leather												
Item	Description	W x D x H	Cubes	Wgt	Units	52	53	54	55	56	57	58
3129-62L	Sofa (2/2)	93x39x34.5	49.5	162	3	5869	6139	6409	6669	6939	7209	7469
3129-42L	Loveseat (2/2)	67x39x34.5	35.6	140	2	5809	6069	6339	6609	6869	7139	7409
3129-12L	Chair	41x39x34.5	21.7	107	1	3339	3539	3739	3939	4139	4339	4539
3129-01L	Ottoman	31x26x17.5	8.3	40	0.5	1339	1419	1499	1579	1659	1739	1819
Sectional Items												
3129-63L	LAF Sofa (2)	87x39x34.5	46.3	148	3	5470	5740	6000	6270	6540	6800	7070
3129-61L	RAF Sofa (2)	87x39x34.5	46.3	148	3	5470	5740	6000	6270	6540	6800	7070
3129-30L	Corner Chair	39x39x34.5	20.6	84	1	3339	3469	3609	3739	3869	4009	4139
3129-20L	Armless Chair	32x39x34.5	17.1	83	1	2470	2600	2740	2870	3000	3140	3270
3129-LLL	LAF Chaise	39x61x34.5	37.8	137	2	4209	4469	4739	5009	5269	5539	5809
3129-RLL	RAF Chaise	39x61x34.5	37.8	137	2	4209	4469	4739	5009	5269	5539	5809
3129-00L	Square Ottoman	38x38x17.5	16	71	0.5	1809	1869	1939	2009	2069	2139	2209

ACCENT PILLOWS INCLUDED
NONE

► **COMPATIBILITY WARNING:** Available in the following leathers only:
7230, 7231, 7232, & 7235.

Sawtooth connectors are preinstalled on the following sectional pieces:
63, 61, 30, 20, LL, RL

Item	Seat Length	Seat Depth	Seat Height	Arm Height
3129-62	77	25	18.5	24
3129-42	58	25	18.5	24
3129-12	26	25	18.5	24
3129-61, 63	78	25	18.5	24
3129-30	25	25	18.5	—
3129-20	26	25	18.5	—
3129-LL, RL	39	57	18.5	24

* The seat length represents length along front of item

How to Order

Ordering Options	Sofa & Loveseat	Chair	Ottoman	Sectional Sofas, Corner Chair, Armless Chair & Chaises		Square Ottoman
	3129-62L, 42L	3129-12L	3129-01L	3129-63L, 61L, 30L, RLL, LLL	3129-20L	3129-00L
BODY LEATHER						
SEAT CUSHION FILL						
• LOUNGE	—	—		—		
• SUPPORT	\$230	\$230		\$230	\$140	
• PREMIER	\$380	\$380		\$380	\$230	
FINISH						

Choices of FINISH					
BF0108	Cloud	BF106	Slate	BF808	Brindle
BF103	Ash	BF807	Walnut	BF903	Onyx

BenchMade - Motion Suite: M000

Category: Motion Upholstery

Designed and engineered to look and feel like fine stationary upholstery, with premium cushioning and coil springs seat support. Relax and recline with powered headrest support in this motion collection. Style your own creation with your choice of arms, backs and legs to create just the right look for you. Available as sofas and sectionals
Introduced: 12/1/2019 **Country of Origin:** USA



Back Choice	Base Choice (removable legs)	Seat Boxed loose	Seating Construction Coil Flex Suspension	Arm Caps Available option: enter as part order	Accent Pillows Optional pillows available see General Information
--------------------	--	----------------------------	---	---	--

Graded Prices - Fabric

Item	Description	W x D x H	Cubes	Wgt	Units	21	22	23	24	25	26	27	28	29	30	31	32	33	34	35
M000-72M	Reclining Sofa(3/3)	x39x41.5	80.6	298	3	6939	7069	7209	7339	7469	7609	7739	7869	8009	8139	8269	8409	8539	8669	8809
M000-42M	Reclining Loveseat	x39x41.5	58.1	237	2	6539	6669	6809	6939	7069	7209	7339	7469	7609	7739	7869	8009	8139	8269	8409
M000-12M	Reclining Chair	x39x41.5	34.7	142	1	3739	3849	3999	4129	4319	4409	4489	4579	4679	4769	4849	4939	5039	5129	

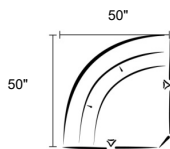
Tall Back Version

Item	Description	W x D x H	Cubes	Wgt	Units	21	22	23	24	25	26	27	28	29	30	31	32	33	34	35
M000-72TM	Reclining Sofa(3/3)	x39x44.5	86.4	313	3	7069	7209	7339	7469	7609	7739	7869	8009	8139	8269	8409	8539	8669	8809	8939
M000-42TM	Reclining Loveseat	x39x44.5	62.3	237	2	6669	6809	6939	7069	7209	7339	7469	7609	7739	7869	8009	8139	8269	8409	8539
M000-12TM	Reclining Chair	x39x44.5	37.2	142	1	3809	3909	4059	4189	4289	4379	4469	4549	4649	4739	4829	4909	5009	5099	5189

Overall Length by Arm Style(where applicable)

Item	Panel, Setback, and Sock	Flair	Slope
72M	86	85	82.5
42M	62	61	58.5
12M	37	36	33.5
43M, 41M	54.5	53.5	53
23M, 21M	31.5	30.5	29

Due to the handcrafted nature of custom upholstery, the use of soft padding materials, and the application of textiles of varying thickness, the dimensions stated here represent approximate sizes.



*Dimensions of the M000-38 piece above represents overall size, wall spaced used on each side is indicated to the left

ACCENT PILLOWS INCLUDED
NONE

COMPATIBILITY WARNING: Available in A & B code fabrics only
Up-the-bolt fabrics, fabric code B, will be seamed on the outback.
Any fabric labeled "Not recommended for Motion Upholstery" should not be applied

Pin connectors are preinstalled on the following sectional pieces:
38, 43M, 41M, 23M, 21M, 20M, 20(standard and tall back versions)

Item	Seat Length	Seat Depth	Seat Height	Arm Height	Minimum wall clearance	Depth when fully reclined
M000-72M	72	21.5	22	25	1	64
M000-72TM	72	21.5	22	25	1	67
M000-42M	47.5	21.5	22	25	1	64
M000-42TM	47.5	21.5	22	25	1	64
M000-12M	24	21.5	22	25	1	64
M000-12TM	24	21.5	22	25	1	64
M000-38, 38T	13*	25	22	-	-	-
M000-43M, 41M	47.5	21.5	22	25	1	64
M000-43TM, 41TM	47.5	21.5	22	25	1	64
M000-23M, 21M	24	21.5	22	25	1	64
M000-23TM, 21TM	24	21.5	22	25	1	64
M000-20M	24	21.5	22	-	1	64
M000-20TM	24	21.5	22	-	1	64
M000-20, 20T	24	21.5	22	-	-	-

* The seat length represents length along front of item

**See following page for COM Requirements and How to Order **

BenchMade - Motion Suite: M000

Category: Motion Upholstery

COM Yardage Requirements-Fabric only

Please reference the COM Program Procedures at the front of the price book for any necessary information.

Item	Plain Railroad	Plain Up the Bolt	Item	Plain Railroad	Plain Up the Bolt
M000-72M	18.4	20.2	M000-72TM	18.4	20.2
M000-42M	13.7	15.1	M000-42TM	13.7	15.1
M000-12M	9.1	10.0	M000-12TM	9.1	10.0
M000-38	10.9	12.0	M000-38T	10.9	12.0
M000-43M, 41M	12.3	13.5	M000-43TM, 41TM	12.3	13.5
M000-23M, 21M	8.5	9.4	M000-23TM, 21TM	8.5	9.4
M000-20M	6.9	7.6	M000-20TM	6.9	7.6
M000-20	5.8	6.3	M000-20T	5.8	6.3

How to Order

Ordering Options	Motion Sofa	Motion Loveseat	Motion Chair	Sectional Corner	Sectional Loveseats	Sectional Chairs	Armless Motion Chair	Armless Chair
	M000-72M, 72TM	M000-42M, 42TM	M000-12M, 12TM	M000-38, 38T	M000-43M, 41M, 43TM, 41TM	M000-23M, 21M, 23TM, 21TM	M000-20M, 20TM	M000-20, 20T
BODY FABRIC								
ARM TYPE								
• M1SOCK (Sock)	—	—	—		—	—		
• M3PANEL (Panel)	—	—	—		—	—		
• M5FLAIR (Flair)	—	—	—		—	—		
• M7SETBACK (Setback)	—	—	—		—	—		
• M9SLOPE (Slope)	—	—	—		—	—		
BACK TYPE								
• 2SBOX (Boxed Edge Semi-attached)	—	—	—		—	—	—	—
• 4SKNIFE (Knife Edge Semi-attached)	—	—	—		—	—	—	—
• 6SBED (Bed Pillow Edge Semi-attached)	—	—	—		—	—	—	—
BASE TYPE								
• 1TURN (Small Turned Leg)	—	—	—		—	—	—	—
• 3TAPD (Small Tapered Leg)	—	—	—		—	—	—	—
WELT OPTION								
• TOPSTITCH (Top Stitched)	—	—	—		—	—	—	—
• WELT (Welted in Body Fabric)	—	—	—		—	—	—	—
SEAT CUSHION FILL								
• LOUNGE	—	—	—		—	—	—	—
• SUPPORT	\$230	\$230	\$140	\$140	\$230	\$140	\$140	\$140
• PREMIER	\$380	\$380	\$230	\$230	\$380	\$230	\$230	\$230
NAIL HEAD TRIM								
• NONE-1 (no nail head trim)	—	—	—		—	—		
• ABNAIL / NKNAIL / OBNAIL	\$120	\$120	\$120		\$120	\$120		
BLUETOOTH CONTROL								
• NO (no Bluetooth control)	—	—	—		—	—	—	—
• YES (include Bluetooth control)	\$150	\$150	\$80		\$80	\$80	\$80	\$80
FINISH								

- ▶ Nail Head Trim placement explained based on arm ordered(nail head trim will always be small size(3/8") and placed end to end):
 - Panel Arm: Around the panels on the arms
 - Slope Arm: Up and down the inside and outside edges of the arms
- ▶ Nail Head Trim must be NONE-1 when ordering Arm Types: M1SOCK(Sock), M5FLAIR(Flair), or M7SETBACK(Setback)

Choices of FINISH					
BF008	Cloud	BF106	Slate	BF808	Brindle Walnut
BF103	Ash	BF807	Walnut	BF903	Onyx Brindle

Optional rechargeable battery pack for power motion items(will ship via UPS)

BATT-PACK2	Rechargeable Battery Pack	149
BATT-PACK5	Rechargeable Battery Pack	199

- ▶ Reclining Sofa and Reclining Loveseat requires 1 battery pack per item(1 battery pack will operate both seats)
- ▶ Each reclining chair or sectional reclining loveseat or chair will require its own battery pack
- ▶ More information available in General Information Section

BenchMade - Motion Suite: M000

Category: Motion Upholstery

Designed and engineered to look and feel like fine stationary upholstery, with premium cushioning and coil springs seat support. Relax and recline with powered headrest support in this motion collection. Style your own creation with your choice of arms, backs and legs to create just the right look for you. Available as sofas and sectionals



Introduced: 12/1/2019 Country of Origin: USA

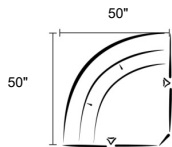
Back Choice	Base Choice (removable legs)	Seat Boxed loose	Seating Construction Coil Flex Suspension	Arm Caps Not available	Accent Pillows Optional pillows available see General Information
--------------------	--	----------------------------	---	----------------------------------	---

Graded Prices - Leather												
Item	Description	W x D x H	Cubes	Wgt	Units	52	53	54	55	56	57	58
M000-72ML	Reclining Sofa(3/3)	x39x41.5	80.6	298	3	9609	10009	10409	10809	11209	11609	12009
M000-42ML	Reclining Loveseat	x39x41.5	58.1	237	2	8939	9339	9739	10139	10539	10939	11339
M000-12ML	Reclining Chair	x39x41.5	34.7	142	1	4939	5139	5379	5589	5819	6019	6229
Sectional Items												
M000-38L	Curved Corner Sect.	*66x39x41.5	61.8	128	1.5	4669	4909	5269	5659	5949	6259	6549
M000-43ML	LAF Reclining Loveseat	x39x41.5	54.5	223	2	6540	6830	7230	7630	7940	8230	8540
M000-41ML	RAF Reclining Loveseat	x39x41.5	54.5	223	2	6540	6830	7230	7630	7940	8230	8540
M000-23ML	LAF Reclining Chair	x39x41.5	29.5	136	1	4800	5000	5200	5400	5600	5800	6000
M000-21ML	RAF Reclining Chair	x39x41.5	29.5	136	1	4800	5000	5200	5400	5600	5800	6000
M000-20ML	Reclining Armless Chair	24x39x41.5	22.5	91	1	4140	4310	4510	4720	4870	5020	5180
M000-20L	Armless Chair	24x39x41.5	22.5	58	1	2940	3060	3240	3430	3580	3720	3880

Tall Back Version												
Item	Description	W x D x H	Cubes	Wgt	Units	52	53	54	55	56	57	58
M000-72TML	Reclining Sofa(3/3)	x39x44.5	86.4	313	3	9739	10139	10539	10939	11339	11739	12139
M000-42TML	Reclining Loveseat	x39x44.5	62.3	237	2	9069	9469	9869	10269	10669	11069	11469
M000-12TML	Reclining Chair	x39x44.5	37.2	142	1	5009	5209	5449	5659	5889	6089	6299
Sectional Items												
M000-38TL	Curved Corner Sect.	*66x39x44.5	66.3	128	1.5	4809	5049	5409	5789	6089	6389	6689
M000-43TML	LAF Reclining Loveseat	x39x44.5	51	223	2	6670	6960	7360	7760	8070	8360	8670
M000-41TML	RAF Reclining Loveseat	x39x44.5	51	223	2	6670	6960	7360	7760	8070	8360	8670
M000-23TML	LAF Reclining Chair	x39x44.5	29.5	136	1	4870	5070	5270	5470	5670	5870	6070
M000-21TML	RAF Reclining Chair	x39x44.5	29.5	136	1	4870	5070	5270	5470	5670	5870	6070
M000-20TML	Reclining Armless Chair	24x39x44.5	24.1	96	1	4200	4380	4580	4790	4940	5080	5240
M000-20TL	Armless Chair	24x39x44.5	24.1	63	1	3000	3120	3310	3500	3640	3790	3950

Overall Length by Arm Style(where applicable)			
Item	Panel, Setback, and Sock	Flair	Slope
72M	86	85	82.5
42M	62	61	58.5
12M	37	36	33.5
43M, 41M	54.5	53.5	53
23M, 21M	31.5	30.5	29

Due to the handcrafted nature of custom upholstery, the use of soft padding materials, and the application of textiles of varying thickness, the dimensions stated here represent approximate sizes.



*Dimensions of the M000-38 piece above represents overall size, wall spaced used on each side is indicated to the left

ACCENT PILLOWS INCLUDED
NONE

► **COMPATIBILITY WARNING:** Available in semi-aniline leathers only, including: Rio(7224), Sierra(7213), Sofia(7227), Sterling(7219), and Tucson(7229)

Pin connectors are preinstalled on the following sectional pieces: 38, 43M, 41M, 23M, 21M, 20M, 20(standard and tall back versions)

Item	Seat Length	Seat Depth	Seat Height	Arm Height	Minimum wall clearance	Depth when fully reclined
M000-72M	72	21.5	22	25	1	64
M000-72TM	72	21.5	22	25	1	67
M000-42M	47.5	21.5	22	25	1	64
M000-42TM	47.5	21.5	22	25	1	64
M000-12M	24	21.5	22	25	1	64
M000-12TM	24	21.5	22	25	1	64
M000-38, 38T	13*	25	22	-	-	-
M000-43M, 41M	47.5	21.5	22	25	1	64
M000-43TM, 41TM	47.5	21.5	22	25	1	64
M000-23M, 21M	24	21.5	22	25	1	64
M000-23TM, 21TM	24	21.5	22	25	1	64
M000-20M	24	21.5	22	-	1	64
M000-20TM	24	21.5	22	-	1	64
M000-20, 20T	24	21.5	22	-	-	-

* The seat length represents length along front of item

**See following page for How to Order **

BenchMade - Motion Suite: M000

Category: Motion Upholstery

How to Order

Ordering Options	Motion Sofa	Motion Loveseat	Motion Chair	Sectional Corner	Sectional Loveseats	Sectional Chairs	Armless Motion Chair	Armless Chair
	M000-72ML, 72TML	M000-42ML, 42TML	M000-12ML, 12TML	M000-38L, 38TL	M000-43ML, 41ML, 43TML, 41TML	M000-23ML, 21ML, 23TML, 21TML	M000-20ML, 20TML	M000-20L, 20TL
BODY LEATHER								
ARM TYPE								
• M1SOCK (Sock)	---	---	---		---	---		
• M3PANEL (Panel)	---	---	---		---	---		
• M5FLAIR (Flair)	---	---	---		---	---		
• M7SETBACK (Setback)	---	---	---		---	---		
• M9SLOPE (Slope)	---	---	---		---	---		
BACK TYPE								
• 2SBOX (Boxed Edge Semi-attached)	---	---	---	---	---	---	---	---
• 4SKNIFE (Knife Edge Semi-attached)	---	---	---	---	---	---	---	---
• 6SBED (Bed Pillow Edge Semi-attached)	---	---	---	---	---	---	---	---
BASE TYPE								
• 1TURN (Small Turned Leg)	---	---	---	---	---	---	---	---
• 3TAPD (Small Tapered Leg)	---	---	---	---	---	---	---	---
WELT OPTION								
• TOPSTITCH (Top Stitched)	---	---	---	---	---	---	---	---
• WELT (Welted in Body Leather)	---	---	---	---	---	---	---	---
SEAT CUSHION FILL								
• LOUNGE	---	---	---	---	---	---	---	---
• SUPPORT	\$230	\$230	\$140	\$140	\$230	\$140	\$140	\$140
• PREMIER	\$380	\$380	\$230	\$230	\$380	\$230	\$230	\$230
NAIL HEAD TRIM								
• NONE-1 (no nail head trim)	---	---	---		---	---		
• ABNAIL / NKNAIL / OBNAIL	\$120	\$120	\$120		\$120	\$120		
BLUETOOTH CONTROL								
• NO (no Bluetooth control)	---	---	---		---	---	---	---
• YES (include Bluetooth control)	\$150	\$150	\$80		\$80	\$80	\$80	\$80
FINISH								

- ▶ Nail Head Trim placement explained based on arm ordered(nail head trim will always be small size(3/8") and placed end to end):
 - Panel Arm: Around the panels on the arms
 - Slope Arm: Up and down the inside and outside edges of the arms
- ▶ Nail Head Trim must be NONE-1 when ordering Arm Types: M1SOCK(Sock), M5FLAIR(Flair), or M7SETBACK(Setback)

Choices of FINISH					
BF008	Cloud	BF106	Slate	BF808	Brindle Walnut
BF103	Ash	BF807	Walnut	BF903	Onyx Brindle

Optional rechargeable battery pack for power motion items(will ship via UPS)

BATT-PACK2	Rechargeable Battery Pack	149
BATT-PACK5	Rechargeable Battery Pack	199

- ▶ Reclining Sofa and Reclining Loveseat requires 1 battery pack per item(1 battery pack will operate both seats)
- ▶ Each reclining chair or sectional reclining loveseat or chair will require its own battery pack
- ▶ More information available in General Information Section

NEW - Available August 2023

BenchMade Motion Suite: Somers 2900

Category: Motion Upholstery

Somers is one of our newest additions to our BM motion furniture. It features a modern style with large track arms. The most innovative concept in motion furniture today, built to look like stationary sofas but it fully recliners with the latest power zero gravity technology and a power adjustable headrest. Available in fabric or leather.



Introduced: 4/1/2023 **Country of Origin:** USA

Back Boxed	Base Block Legs (removable legs)	Seat Boxed loose	Seating Construction Coil Flex Suspension	Arm Caps Available option: enter as part order	Accent Pillows Optional pillows available see General Information
----------------------	---	----------------------------	---	---	--

		Graded Prices - Fabric																		
Item	Description	W x D x H	Cubes	Wgt	Units	21	22	23	24	25	26	27	28	29	30	31	32	33	34	35
2900-72M	Reclining Sofa(3/3)	88x41x41.5	89.9	364	3	7209	7339	7469	7609	7739	7869	8009	8139	8269	8409	8539	8669	8809	8939	9069
2900-42M	Reclining Loveseat	64x41x41.5	66.4	286	2	6539	6669	6809	6939	7069	7209	7339	7469	7609	7739	7869	8009	8139	8269	8409
2900-12M	Reclining Chair	40x41x41.5	40.8	184	1	3609	3699	3789	3879	3969	4059	4149	4239	4329	4419	4509	4599	4689	4779	4869

		Graded Prices - Leather										
Item	Description	W x D x H	Cubes	Wgt	Units	52	53	54	55	56	57	58
2900-72ML	Reclining Sofa(3/3)	88x41x41.5	89.9	364	3	10269	10539	10809	11079	11339	11609	11879
2900-42ML	Reclining Loveseat	64x41x41.5	66.4	286	2	9269	9539	9809	10079	10339	10609	10879
2900-12ML	Reclining Chair	40x41x41.5	40.8	184	1	5339	5469	5609	5739	5869	6009	6139

ACCENT PILLOWS INCLUDED
NONE

Item	Seat Length	Seat Depth	Seat Height	Arm Height	Minimum wall clearance	Depth when fully reclined
2900-72M	72	22	20.5	27	0	69
2900-42M	48	22	20.5	27	0	69
2900-12M	24	22	20.5	27	0	69

► **COMPATIBILITY WARNING:** Available in A & B code fabrics only
Up-the-bolt fabrics, fabric code B, will be seamed on the outback.
Any fabric labeled "Not recommended for Motion Upholstery" should not be applied

COM Yardage Requirements-Fabric only					
Please reference the COM Program Procedures at the front of the price book for any necessary information.					
Item	Plain Railroad	Plain Up the Bolt	Small Stripe Railroad	Wide Stripe or Plaids	Center Match
2900-72M	19.3	25.1	25.1	28.0	29.9
2900-42M	14.4	18.7	18.7	20.8	22.3
2900-12M	9.5	12.4	12.4	13.8	14.8

How to Order

Ordering Options	Motion Sofa	Motion Loveseat	Motion Chair
	2900-72M	2900-42M	2900-12M
BODY FABRIC			
SEAT CUSHION FILL			
• LOUNGE	—	—	—
• SUPPORT	\$230	\$230	\$140
• PREMIER	\$380	\$380	\$230

Ordering Options	Motion Sofa	Motion Loveseat	Motion Chair
	2900-72ML	2900-42ML	2900-12ML
BODY LEATHER			
SEAT CUSHION FILL			
• LOUNGE	—	—	—
• SUPPORT	\$230	\$230	\$140
• PREMIER	\$380	\$380	\$230

Optional rechargeable battery pack for power motion items(will ship via UPS)

BATT-PACK5 Rechargeable Battery Pack	199
---	------------

- Reclining Sofa and Reclining Loveseat requires 1 battery pack per item(1 battery pack will operate both seats)
- Each reclining chair or sectional reclining loveseat or chair will require its own battery pack
- More information available in General Information Section

NEW - Available August 2023

BenchMade Motion Suite: Wrenn 2906

Category: Motion Upholstery

Wrenn is one of our newest additions to our BenchMade motion furniture. It features a modern style with a center stitched slope arm. The most innovative concept in motion furniture today, built to look like stationary sofas but it fully reclines with the latest power zero gravity technology and a power adjustable headrest. Available in fabric or leather.



Introduced: 4/1/2023 **Country of Origin:** USA

Back Boxed	Base Round Legs (Removable legs)	Seat Boxed loose	Seating Construction Coil Flex Suspension	Arm Caps Available option: enter as part order	Accent Pillows Optional pillows available see General Information
----------------------	---	----------------------------	---	---	--

		Graded Prices - Fabric																		
Item	Description	W x D x H	Cubes	Wgt	Units	21	22	23	24	25	26	27	28	29	30	31	32	33	34	35
2906-72M	Reclining Sofa(3/3)	82x41x41.5	84.7	337	3	7209	7339	7469	7609	7739	7869	8009	8139	8269	8409	8539	8669	8809	8939	9069
2906-42M	Reclining Loveseat	58x41x41.5	60.2	280	2	6539	6669	6809	6939	7069	7209	7339	7469	7609	7739	7869	8009	8139	8269	8409
2906-12M	Reclining Chair	34x41x41.5	35.7	179	1	3609	3699	3789	3879	3969	4059	4149	4239	4329	4419	4509	4599	4689	4779	4869

		Graded Prices - Leather										
Item	Description	W x D x H	Cubes	Wgt	Units	52	53	54	55	56	57	58
2906-72ML	Reclining Sofa(3/3)	82x41x41.5	84.7	337	3	10269	10539	10809	11079	11339	11609	11879
2906-42ML	Reclining Loveseat	58x41x41.5	60.2	280	2	9269	9539	9809	10079	10339	10609	10879
2906-12ML	Reclining Chair	34x41x41.5	35.7	179	1	5339	5469	5609	5739	5869	6009	6139

ACCENT PILLOWS INCLUDED
NONE

Item	Seat Length	Seat Depth	Seat Height	Arm Height	Minimum wall clearance	Depth when fully reclined
2906-72M	72	22	20.5	27	0	69
2906-42M	48	22	20.5	27	0	69
2906-12M	24	22	20.5	27	0	69

COMPATIBILITY WARNING: Available in A & B code fabrics only
Up-the-bolt fabrics, fabric code B, will be seamed on the outback.
Any fabric labeled "Not recommended for Motion Upholstery" should not be applied

COM Yardage Requirements-Fabric only
Please reference the COM Program Procedures at the front of the price book for any necessary information.

Item	Plain Railroad	Plain Up the Bolt	Small Stripe Railroad	Wide Stripe or Plaids	Center Match
2906-72M	19.9	25.9	25.9	28.8	30.8
2906-42M	14.7	19.1	19.1	21.3	22.8
2906-12M	9.8	12.7	12.7	14.2	15.2

How to Order

Ordering Options	Motion Sofa	Motion Loveseat	Motion Chair
	2906-72M	2906-42M	2906-12M
BODY FABRIC			
SEAT CUSHION FILL			
• LOUNGE	—	—	—
• SUPPORT	\$230	\$230	\$140
• PREMIER	\$380	\$380	\$230

Ordering Options	Motion Sofa	Motion Loveseat	Motion Chair
	2906-72ML	2906-42ML	2906-12ML
BODY LEATHER			
SEAT CUSHION FILL			
• LOUNGE	—	—	—
• SUPPORT	\$230	\$230	\$140
• PREMIER	\$380	\$380	\$230

Optional rechargeable battery pack for power motion items(will ship via UPS)

BATT-PACK5 Rechargeable Battery Pack	199
---	------------

- ▶ Reclining Sofa and Reclining Loveseat requires 1 battery pack per item(1 battery pack will operate both seats)
- ▶ Each reclining chair or sectional reclining loveseat or chair will require its own battery pack
- ▶ More information available in General Information Section

Barcelona, Florence, Manhattan, Vienna

Suite: 199_

Category: Bedrooms



Barcelona(1998/1999)

A fully upholstered Bonnet shaped frame that is available as a headboard(1999) or a complete bed(1998). Features include a shaped border that can be tufted and/or trimmed with nail head accents. If selected, the nail head trim will be small size(3/8") and placed end to end. End of Bed storage available.



Florence(1996/1997)

A fully upholstered Clipped Corner frame that is available as a headboard(1997) or a complete bed(1996). Features include a shaped border that can be tufted and/or trimmed with nail head accents. If selected, the nail head trim will be small size(3/8") and placed end to end. End of Bed storage available.



Manhattan(1994/1995)

A fully upholstered Rectangular frame that is available as a headboard(1995) or a complete bed(1994). Features include a shaped border that can be tufted and/or trimmed with nail head accents. If selected, the nail head trim will be small size(3/8") and placed end to end. End of Bed storage available.



Vienna(1992/1993)

A fully upholstered Arched top frame that is available as a headboard(1993) or a complete bed(1992). Features include a shaped border that can be tufted and/or trimmed with nail head accents. If selected, the nail head trim will be small size(3/8") and placed end to end. End of Bed storage available.

Introduced: 4/1/2009 Country of Origin: USA

Headboards Only

Item # must be 1993, 1995, 1997, 1999

		Fabric Version		Graded Prices - Fabric																
Item	Description	W x D x H	Cubes	Wgt	Units	21	22	23	24	25	26	27	28	29	30	31	32	33	34	35
199_-H139	Upholstered Hdbd Twin	*see dimension grid	8.3	54	1	1269	1339	1409	1469	1539	1609	1669	1739	1809	1869	1939	2009	2069	2139	2209
199_-H149	Upholstered Hdbd Full		9.2	65	1	1409	1469	1539	1609	1669	1739	1809	1869	1939	2009	2069	2139	2209	2269	2339
199_-H159	Upholstered Hdbd Queen		12.4	73	1	1409	1469	1539	1609	1669	1739	1809	1869	1939	2009	2069	2139	2209	2269	2339
199_-H169	Upholstered Hdbd King		15.2	81	1	1539	1609	1669	1739	1809	1869	1939	2009	2069	2139	2209	2269	2339	2409	2469
199_-H179	Upholstered Hdbd Cal King		15.2	78	1	1539	1609	1669	1739	1809	1869	1939	2009	2069	2139	2209	2269	2339	2409	2469

		Fabric Version with Tufting		Graded Prices - Fabric																
Item	Description	W x D x H	Cubes	Wgt	Units	21	22	23	24	25	26	27	28	29	30	31	32	33	34	35
199_-H139T	Uph Tufted Hdbd Twin	*see dimension grid	8.3	54	1	1539	1609	1669	1739	1809	1869	1939	2009	2069	2139	2209	2269	2339	2409	2469
199_-H149T	Uph Tufted Hdbd Full		9.2	65	1	1669	1739	1809	1869	1939	2009	2069	2139	2209	2269	2339	2409	2469	2539	2609
199_-H159T	Uph Tufted Hdbd Queen		12.4	73	1	1669	1739	1809	1869	1939	2009	2069	2139	2209	2269	2339	2409	2469	2539	2609
199_-H169T	Uph Tufted Hdbd King		15.2	81	1	1809	1869	1939	2009	2069	2139	2209	2269	2339	2409	2469	2539	2609	2669	2739
199_-H179T	Uph Tufted Hdbd Cal King		15.2	78	1	1809	1869	1939	2009	2069	2139	2209	2269	2339	2409	2469	2539	2609	2669	2739

		Leather Version		Graded Prices - Leather													
Item	Description	W x D x H	Cubes	Wgt	Units	52	53	54	55	56	57	58					
199_-H139L	Upholstered Hdbd Twin	*see dimension grid	8.3	54	1	2139	2269	2409	2539	2669	2809	2939					
199_-H149L	Upholstered Hdbd Full		9.2	65	1	2269	2409	2539	2669	2809	2939	3069					
199_-H159L	Upholstered Hdbd Queen		12.4	73	1	2269	2409	2539	2669	2809	2939	3069					
199_-H169L	Upholstered Hdbd King		15.2	81	1	2409	2539	2669	2809	2939	3069	3209					
199_-H179L	Upholstered Hdbd Cal King		15.2	78	1	2409	2539	2669	2809	2939	3069	3209					

		Leather Version with Tufting		Graded Prices - Leather													
Item	Description	W x D x H	Cubes	Wgt	Units	52	53	54	55	56	57	58					
199_-H139TL	Uph Tufted Hdbd Twin	*see dimension grid	8.3	54	1	2409	2539	2669	2809	2939	3069	3209					
199_-H149TL	Uph Tufted Hdbd Full		9.2	65	1	2539	2669	2809	2939	3069	3209	3339					
199_-H159TL	Uph Tufted Hdbd Queen		12.4	73	1	2539	2669	2809	2939	3069	3209	3339					
199_-H169TL	Uph Tufted Hdbd King		15.2	81	1	2669	2809	2939	3069	3209	3339	3469					
199_-H179TL	Uph Tufted Hdbd Cal King		15.2	78	1	2669	2809	2939	3069	3209	3339	3469					

- ▶ When ordering a headboard only, post for the headboard come to the floor, there are no wood legs
- ▶ When ordering a tufted headboard, add a "T" at the end of the headboard sku #. Example: 199_-H159T / 199_-H159TL
- ▶ TUFTED fabric headboards: BODY FABRIC must be an "A" or "B" code fabric

▶ **COMPATIBILITY WARNING:** All up the bolt fabrics may have a seam. Match fabrics will be matched or aligned where possible.

****See following page for Complete Beds****

Barcelona, Florence, Manhattan, Vienna

Category: Bedrooms

Suite: 199_

Complete Beds - Fabric

Item # must be 1992, 1994, 1996, 1998.

Table with columns: Item, Description, Fabric Version, W x D x H, Cubes, Wgt, Units, and Graded Prices (21-35). Rows include Complete Twin Upholstered Bed, Complete Full Upholstered Bed, Complete Queen Upholstered Bed, Complete King Upholstered Bed, and Complete Cal King Upholstered Bed.

Fabric Version with Tufted Headboard

Table with columns: Item, Description, Fabric Version with Tufted Headboard, W x D x H, Cubes, Wgt, Units, and Graded Prices (21-35). Rows include Complete Twin Upholstered Bed, Complete Full Upholstered Bed, Complete Queen Upholstered Bed, Complete King Upholstered Bed, and Complete Cal King Upholstered Bed.

Fabric Version with End of Bed Storage

Table with columns: Item, Description, Fabric Version with End of Bed Storage, W x D x H, Cubes, Wgt, Units, and Graded Prices (21-35). Rows include Complete Twin Upholstered Storage Bed, Complete Full Upholstered Storage Bed, Complete Queen Upholstered Storage Bed, Complete King Upholstered Storage Bed, and Complete Cal King Upholstered Storage Bed.

See following page for Complete Beds w/Tufting & End of Bed Storage

Barcelona, Florence, Manhattan, Vienna
Suite: 199

Category: Bedrooms

Fabric Version with Tufted Headboard & End of Bed Storage

Graded Prices - Fabric

Item	Description	W x D x H	Cubes	Wgt	Units	21	22	23	24	25	26	27	28	29	30	31	32	33	34	35
Complete Twin Upholstered Storage Bed						3819	3949	4079	4219	4349	4479	4619	4749	4879	5019	5149	5279	5419	5549	5679
199_-H139T	Uph Tufted Hdbd Twin	*see dimension grid	8.3	54	1	1539	1609	1669	1739	1809	1869	1939	2009	2069	2139	2209	2269	2339	2409	2469
199_-S139	Storage Twin Rails & Ftbd	*see dimension grid	7.3	75	1	1140	1200	1270	1340	1400	1470	1540	1600	1670	1740	1800	1870	1940	2000	2070
199_-DWR139	Storage Drawer	42x20x13	4.8	16	0.5	1140	1140	1140	1140	1140	1140	1140	1140	1140	1140	1140	1140	1140	1140	1140
Complete Full Upholstered Storage Bed						3949	4079	4219	4349	4479	4619	4749	4879	5019	5149	5279	5419	5549	5679	5819
199_-H149T	Uph Tufted Hdbd Full	*see dimension grid	9.2	65	1	1669	1739	1809	1869	1939	2009	2069	2139	2209	2269	2339	2409	2469	2539	2609
199_-S149	Storage Full Rails & Ftbd	*see dimension grid	7.3	75	1	1140	1200	1270	1340	1400	1470	1540	1600	1670	1740	1800	1870	1940	2000	2070
199_-DWR149	Storage Drawer	57x20x13	4.8	16	0.5	1140	1140	1140	1140	1140	1140	1140	1140	1140	1140	1140	1140	1140	1140	1140
Complete Queen Upholstered Storage Bed						3949	4079	4219	4349	4479	4619	4749	4879	5019	5149	5279	5419	5549	5679	5819
199_-H159T	Uph Tufted Hdbd Queen	*see dimension grid	12.4	73	1	1669	1739	1809	1869	1939	2009	2069	2139	2209	2269	2339	2409	2469	2539	2609
199_-S159	Storage Queen Rails & Ftbd	*see dimension grid	7.3	75	1	1140	1200	1270	1340	1400	1470	1540	1600	1670	1740	1800	1870	1940	2000	2070
199_-DWR159	Storage Drawer	64x20x13	4.8	16	0.5	1140	1140	1140	1140	1140	1140	1140	1140	1140	1140	1140	1140	1140	1140	1140
Complete King Upholstered Storage Bed						4219	4349	4479	4619	4749	4879	5019	5149	5279	5419	5549	5679	5819	5949	6079
199_-H169T	Uph Tufted Hdbd King	*see dimension grid	15.2	81	1	1809	1869	1939	2009	2069	2139	2209	2269	2339	2409	2469	2539	2609	2669	2739
199_-S169	Storage King Rails & Ftbd	*see dimension grid	8.3	85	1	1270	1340	1400	1470	1540	1600	1670	1740	1800	1870	1940	2000	2070	2140	2200
199_-DWR169	Storage Drawer	80x20x13	4.8	16	0.5	1140	1140	1140	1140	1140	1140	1140	1140	1140	1140	1140	1140	1140	1140	1140
Complete Cal King Upholstered Storage Bed						4219	4349	4479	4619	4749	4879	5019	5149	5279	5419	5549	5679	5819	5949	6079
199_-H179T	Uph Tufted Hdbd Cal King	*see dimension grid	15.2	78	1	1809	1869	1939	2009	2069	2139	2209	2269	2339	2409	2469	2539	2609	2669	2739
199_-S179	Storage Cal King Rails & Ftbd	*see dimension grid	8.3	85	1	1270	1340	1400	1470	1540	1600	1670	1740	1800	1870	1940	2000	2070	2140	2200
199_-DWR179	Storage Drawer	76x20x13	4.8	16	0.5	1140	1140	1140	1140	1140	1140	1140	1140	1140	1140	1140	1140	1140	1140	1140

Complete Beds - Leather

Item # must be 1992, 1994, 1996, 1998.

Leather Version

Graded Prices - Leather

Item	Description	W x D x H	Cubes	Wgt	Units	52	53	54	55	56	57	58
Complete Twin Upholstered Bed						4009	4209	4409	4609	4809	5009	5209
199_-H139L	Upholstered Hdbd Twin	*see dimension grid	8.3	54	1	2139	2269	2409	2539	2669	2809	2939
199_-R139L	Uph. Twin Rails & Ftbd	*see dimension grid	7.3	75	1	1870	1940	2000	2070	2140	2200	2270
Complete Full Upholstered Bed						4139	4349	4539	4739	4949	5139	5339
199_-H149L	Upholstered Hdbd Full	*see dimension grid	9.2	65	1	2269	2409	2539	2669	2809	2939	3069
199_-R149L	Uph. Full Rails & Ftbd	*see dimension grid	7.3	75	1	1870	1940	2000	2070	2140	2200	2270
Complete Queen Upholstered Bed						4139	4349	4539	4739	4949	5139	5339
199_-H159L	Upholstered Hdbd Queen	*see dimension grid	12.4	73	1	2269	2409	2539	2669	2809	2939	3069
199_-R159L	Uph. Queen Rails & Ftbd	*see dimension grid	7.3	75	1	1870	1940	2000	2070	2140	2200	2270
Complete King Upholstered Bed						4409	4609	4809	5009	5209	5409	5609
199_-H169L	Upholstered Hdbd King	*see dimension grid	15.2	81	1	2409	2539	2669	2809	2939	3069	3209
199_-R169L	Uph. King Rails & Ftbd	*see dimension grid	8.3	85	1	2000	2070	2140	2200	2270	2340	2400
Complete Cal King Upholstered Bed						4409	4609	4809	5009	5209	5409	5609
199_-H179L	Upholstered Hdbd Cal King	*see dimension grid	15.2	78	1	2409	2539	2669	2809	2939	3069	3209
199_-R179L	Uph. Cal King Rails & Ftbd	*see dimension grid	8.3	85	1	2000	2070	2140	2200	2270	2340	2400

Leather Version with Tufted Headboard

Graded Prices - Leather

Item	Description	W x D x H	Cubes	Wgt	Units	52	53	54	55	56	57	58
Complete Twin Upholstered Bed						4279	4479	4669	4879	5079	5269	5479
199_-H139TL	Uph Tufted Hdbd Twin	*see dimension grid	8.3	54	1	2409	2539	2669	2809	2939	3069	3209
199_-R139L	Uph. Twin Rails & Ftbd	*see dimension grid	7.3	75	1	1870	1940	2000	2070	2140	2200	2270
Complete Full Upholstered Bed						4409	4609	4809	5009	5209	5409	5609
199_-H149TL	Uph Tufted Hdbd Full	*see dimension grid	9.2	65	1	2539	2669	2809	2939	3069	3209	3339
199_-R149L	Uph. Full Rails & Ftbd	*see dimension grid	7.3	75	1	1870	1940	2000	2070	2140	2200	2270
Complete Queen Upholstered Bed						4409	4609	4809	5009	5209	5409	5609
199_-H159TL	Uph Tufted Hdbd Queen	*see dimension grid	12.4	73	1	2539	2669	2809	2939	3069	3209	3339
199_-R159L	Uph. Queen Rails & Ftbd	*see dimension grid	7.3	75	1	1870	1940	2000	2070	2140	2200	2270
Complete King Upholstered Bed						4669	4879	5079	5269	5479	5679	5869
199_-H169TL	Uph Tufted Hdbd King	*see dimension grid	15.2	81	1	2669	2809	2939	3069	3209	3339	3469
199_-R169L	Uph. King Rails & Ftbd	*see dimension grid	8.3	85	1	2000	2070	2140	2200	2270	2340	2400
Complete Cal King Upholstered Bed						4669	4879	5079	5269	5479	5679	5869
199_-H179TL	Uph Tufted Hdbd Cal King	*see dimension grid	15.2	78	1	2669	2809	2939	3069	3209	3339	3469
199_-R179L	Uph. Cal King Rails & Ftbd	*see dimension grid	8.3	85	1	2000	2070	2140	2200	2270	2340	2400

- ▶ Tapered wood legs will be finished in Brindle.
- ▶ When ordering tufting, add a "T" at the end of the headboard sku #. Example: 199_-H159T.
- ▶ TUFTED headboards: BODY FABRIC must be an "A" or "B" code fabric
- ▶ Due to padding in the headboards and footboards, the rails must be longer to accommodate the movement of action/adjustable mattresses. When using this type of mattress please add a "A" at the end of the rail sku #, example: 199_-R159A. For Twin & Full size the "A" skus will be 6" longer & for Queen, King and Cal King size the "A" skus will be 4" longer. Slats not included Not applicable with Storage Beds("S" rails)

****See following page for Complete Beds - Leather with End of Bed Storage****

Barcelona, Florence, Manhattan, Vienna

Suite: 199

Category: Bedrooms

Leather Version with End of Bed Storage							Graded Prices - Leather						
Item	Description	W x D x H	Cubes	Wgt	Units	52	53	54	55	56	57	58	
Complete Twin Upholstered Storage Bed						4809	5009	5219	5409	5609	5819	6009	
199_-H139L	Upholstered Hdbd Twin	*see dimension grid	8.3	54	1	2139	2269	2409	2539	2669	2809	2939	
199_-S139L	Storage Twin Rails & Ftbd		7.3	75	1	1400	1470	1540	1600	1670	1740	1800	
199_-DWR139L	Storage Drawer	42x20x13	4.8	16	0.5	1270	1270	1270	1270	1270	1270	1270	
Complete Full Upholstered Storage Bed						4939	5149	5349	5539	5749	5949	6139	
199_-H149L	Upholstered Hdbd Full	*see dimension grid	9.2	65	1	2269	2409	2539	2669	2809	2939	3069	
199_-S149L	Storage Full Rails & Ftbd		7.3	75	1	1400	1470	1540	1600	1670	1740	1800	
199_-DWR149L	Storage Drawer	57x20x13	4.8	16	0.5	1270	1270	1270	1270	1270	1270	1270	
Complete Queen Upholstered Storage Bed						4939	5149	5349	5539	5749	5949	6139	
199_-H159L	Upholstered Hdbd Queen	*see dimension grid	12.4	73	1	2269	2409	2539	2669	2809	2939	3069	
199_-S159L	Storage Queen Rails & Ftbd		7.3	75	1	1400	1470	1540	1600	1670	1740	1800	
199_-DWR159L	Storage Drawer	64x20x13	4.8	16	0.5	1270	1270	1270	1270	1270	1270	1270	
Complete King Upholstered Storage Bed						5219	5409	5609	5819	6009	6209	6419	
199_-H169L	Upholstered Hdbd King	*see dimension grid	15.2	81	1	2409	2539	2669	2809	2939	3069	3209	
199_-S169L	Storage King Rails & Ftbd		8.3	85	1	1540	1600	1670	1740	1800	1870	1940	
199_-DWR169L	Storage Drawer	80x20x13	4.8	16	0.5	1270	1270	1270	1270	1270	1270	1270	
Complete Cal King Upholstered Storage Bed						5219	5409	5609	5819	6009	6209	6419	
199_-H179L	Upholstered Hdbd Cal King	*see dimension grid	15.2	78	1	2409	2539	2669	2809	2939	3069	3209	
199_-S179L	Storage Cal King Rails & Ftbd		8.3	85	1	1540	1600	1670	1740	1800	1870	1940	
199_-DWR179L	Storage Drawer	76x20x13	4.8	16	0.5	1270	1270	1270	1270	1270	1270	1270	

Leather Version with Tufted Headboard & End of Bed Storage							Graded Prices - Leather						
Item	Description	W x D x H	Cubes	Wgt	Units	52	53	54	55	56	57	58	
Complete Twin Upholstered Storage Bed						5079	5279	5479	5679	5879	6079	6279	
199_-H139TL	Uph Tufted Hdbd Twin	*see dimension grid	8.3	54	1	2409	2539	2669	2809	2939	3069	3209	
199_-S139L	Storage Twin Rails & Ftbd		7.3	75	1	1400	1470	1540	1600	1670	1740	1800	
199_-DWR139L	Storage Drawer	42x20x13	4.8	16	0.5	1270	1270	1270	1270	1270	1270	1270	
Complete Full Upholstered Storage Bed						5209	5409	5619	5809	6009	6219	6409	
199_-H149TL	Uph Tufted Hdbd Full	*see dimension grid	9.2	65	1	2539	2669	2809	2939	3069	3209	3339	
199_-S149L	Storage Full Rails & Ftbd		7.3	75	1	1400	1470	1540	1600	1670	1740	1800	
199_-DWR149L	Storage Drawer	57x20x13	4.8	16	0.5	1270	1270	1270	1270	1270	1270	1270	
Complete Queen Upholstered Storage Bed						5209	5409	5619	5809	6009	6219	6409	
199_-H159TL	Uph Tufted Hdbd Queen	*see dimension grid	12.4	73	1	2539	2669	2809	2939	3069	3209	3339	
199_-S159L	Storage Queen Rails & Ftbd		7.3	75	1	1400	1470	1540	1600	1670	1740	1800	
199_-DWR159L	Storage Drawer	64x20x13	4.8	16	0.5	1270	1270	1270	1270	1270	1270	1270	
Complete King Upholstered Storage Bed						5479	5679	5879	6079	6279	6479	6679	
199_-H169TL	Uph Tufted Hdbd King	*see dimension grid	15.2	81	1	2669	2809	2939	3069	3209	3339	3469	
199_-S169L	Storage King Rails & Ftbd		8.3	85	1	1540	1600	1670	1740	1800	1870	1940	
199_-DWR169L	Storage Drawer	80x20x13	4.8	16	0.5	1270	1270	1270	1270	1270	1270	1270	
Complete Cal King Upholstered Storage Bed						5479	5679	5879	6079	6279	6479	6679	
199_-H179TL	Uph Tufted Hdbd Cal King	*see dimension grid	15.2	78	1	2669	2809	2939	3069	3209	3339	3469	
199_-S179L	Storage Cal King Rails & Ftbd		8.3	85	1	1540	1600	1670	1740	1800	1870	1940	
199_-DWR179L	Storage Drawer	76x20x13	4.8	16	0.5	1270	1270	1270	1270	1270	1270	1270	

- ▶ Tapered wood legs will be finished in Brindle.
- ▶ When ordering leather tufted Headboard, the "T" comes before the L at the end of the headboard sku #. Example: 199_-H159TL
- ▶ Due to padding in the headboards and footboards, the rails must be longer to accommodate the movement of action/adjustable mattresses. When using this type of mattress please add a "a" at the end of the rail sku #, example: 199_-R159LA.
For Twin & Full size the "A" skus will be 6" longer & for Queen, King and Cal King size the "A" skus will be 4" longer. Slats not included
Not applicable with Storage Beds("S" rails)

****See following page for Dimensions and COM Requirements****

Barcelona, Florence, Manhattan, Vienna

Suite: 199_

Category: Bedrooms

Item Dimensions				
Item	1992/1993 Vienna	1994/1995 Manhattan	1996/1997 Florence	1998/1999 Barcelona
Complete Twin Bed w/ Low Ftbd	42Wx80Dx60H	42Wx80Dx53H	42Wx80Dx53H	42Wx80Dx59H
Twin Headboard	42Wx3.5Dx60H	42Wx3.5Dx53H	42Wx3.5Dx53H	42Wx3.5Dx59H
Twin Low Footboard & Rails	42Wx76Dx15H	42Wx76Dx15H	42Wx76Dx15H	42Wx76Dx15H
Complete Full Bed w/ Low Ftbd	57Wx80Dx60H	57Wx80Dx53H	57Wx80Dx53H	57Wx80Dx59H
Full Headboard	57Wx3.5Dx60H	57Wx3.5Dx53H	57Wx3.5Dx53H	57Wx3.5Dx59H
Full Low Footboard & Rails	57Wx76Dx15H	57Wx76Dx15H	57Wx76Dx15H	57Wx76Dx15H
Complete Queen Bed w/ Low Ftbd	64Wx86Dx64H	64Wx86Dx57H	64Wx86Dx57H	64Wx86Dx63H
Queen Headboard	64Wx3.5Dx64H	64Wx3.5Dx57H	64Wx3.5Dx57H	64Wx3.5Dx63H
Queen Low Footboard & Rails	64Wx82Dx15H	64Wx82Dx15H	64Wx82Dx15H	64Wx82Dx15H
Complete King Bed w/ Low Ftbd	80Wx86Dx64H	80Wx86Dx57H	80Wx86Dx57H	80Wx86Dx63H
King Headboard	80Wx3.5Dx64H	80Wx3.5Dx57H	80Wx3.5Dx57H	80Wx3.5Dx63H
King Low Footboard & Rails	80Wx82Dx15H	80Wx82Dx15H	80Wx82Dx15H	80Wx82Dx15H
Complete Cal King Bed w/ Low Ftbd	76Wx90Dx64H	76Wx90Dx57H	76Wx90Dx57H	76Wx90Dx63H
Cal King Headboard	76Wx3.5Dx64H	76Wx3.5Dx57H	76Wx3.5Dx57H	76Wx3.5Dx63H
Cal King Low Footboard & Rails	76Wx86Dx15H	76Wx86Dx15H	76Wx86Dx15H	76Wx86Dx15H

COM Yardage Requirements-Fabric only										
Please reference the COM Program Procedures at the front of the price book for any necessary information.										
Item	1992/1993					1994/1995				
	Plain Railroad	Plain Up the Bolt	Small Stripe Railroad	Wide Stripe or Plaids	Center Match	Plain Railroad	Plain Up the Bolt	Small Stripe Railroad	Wide Stripe or Plaids	Center Match
H139	3.8	4.9	4.9	5.5	5.9	3.8	4.9	4.9	5.5	5.9
H149	4.8	6.3	6.3	7.0	7.5	4.5	5.8	5.8	6.5	7.0
H159	6.2	8.1	8.1	9.0	9.6	5.2	6.7	6.7	7.5	8.0
H169	7.9	10.3	10.3	11.5	12.3	6.3	8.2	8.2	9.2	9.8
H179	7.2	9.4	9.4	10.5	11.2	6.3	8.2	8.2	9.2	9.8
Item	1996/1997					1998/1999				
	Plain Railroad	Plain Up the Bolt	Small Stripe Railroad	Wide Stripe or Plaids	Center Match	Plain Railroad	Plain Up the Bolt	Small Stripe Railroad	Wide Stripe or Plaids	Center Match
H139	3.8	4.9	4.9	5.5	5.9	3.8	4.9	4.9	5.5	5.9
H149	4.5	5.8	5.8	6.5	7.0	4.5	5.8	5.8	6.5	7.0
H159	5.2	6.7	6.7	7.5	8.0	5.5	7.2	7.2	8.0	8.6
H169	6.3	8.2	8.2	9.2	9.8	6.2	8.1	8.1	9.0	9.6
H179	6.3	8.2	8.2	9.2	9.8	6.0	7.8	7.8	8.7	9.3

199_ - Rails and Drawer					
Item	Plain Railroad	Plain Up the Bolt	Small Stripe Railroad	Wide Stripe or Plaids	Center Match
R139	2.5	3.3	3.3	3.7	3.9
S139	3.2	4.2	4.2	4.7	5.0
DWR139	0.8	1.0	1.0	1.2	1.2
R149	2.5	3.3	3.3	3.7	3.9
S149	3.7	4.8	4.8	5.3	5.7
DWR149	0.9	1.2	1.2	1.3	1.4
R159	2.8	3.6	3.6	4.0	4.3
S159	3.7	4.8	4.8	5.3	5.7
DWR159	0.9	1.2	1.2	1.3	1.4
R169	2.8	3.6	3.6	4.0	4.3
S169	4.3	5.5	5.5	6.2	6.6
DWR169	1.0	1.3	1.3	1.5	1.6
R179	2.9	3.7	3.7	4.2	4.5
S179	4.3	5.5	5.5	6.2	6.6
DWR179	1.2	1.5	1.5	1.7	1.8

****See following page for How to Order ****

Barcelona, Florence, Manhattan, Vienna

Suite: 199_

Category: Bedrooms

How to Order

	<i>Headboards</i>	<i>Footboards and Rails</i>	<i>Storage Footboards and Rails</i>	<i>Drawer</i>
<i>Ordering Options - Fabric Version</i>	H139/T, H149/T, H159/T, H169/T, H179/T	R139, R149, R159, R169, R179	S139, S149, S159, S169, S179	DWR139, DWR149, DWR159, DWR169, DWR179
BODY FABRIC				
NAIL HEAD TRIM				
<ul style="list-style-type: none"> • NONE-1 (no nail head trim) • ABNAIL / NKNAIL / OBNAIL 	— \$120			

	<i>Headboards</i>	<i>Footboards and Rails</i>	<i>Storage Footboards and Rails</i>	<i>Drawer</i>
<i>Ordering Options - Leather Version</i>	H139L/TL, H149L/TL, H159L/TL, H169L/TL, H179L/TL	R139L, R149L, R159L, R169L, R179L	S139L, S149L, S159L, S169L, S179L	DWR139L, DWR149L, DWR159L, DWR169L, DWR179L
BODY LEATHER				
NAIL HEAD TRIM				
<ul style="list-style-type: none"> • NONE-1 (no nail head trim) • ABNAIL / NKNAIL / OBNAIL 	— \$120			

Dublin
Suite: 2602, 2603

Category: Bedrooms



Dublin(2602/2603)

A fully upholstered straight headboard with elegantly proportioned wings that is available as a headboard(2603) or a complete bed(2602). Available options include tufting, end of bed storage, and nailhead trim. If selected, nail head trim will be small size(3/8") and placed end to end.

Introduced: 10/1/2014

Country of Origin: USA

Headboards Only - Fabric, Leather

Fabric Version							Graded Prices - Fabric														
Item	Description	W x D x H	Cubes	Wgt	Units		21	22	23	24	25	26	27	28	29	30	31	32	33	34	35
2603-H139	Upholstered Hdbd Twin	48.5x9x56	23.1	71	1		1539	1609	1669	1739	1809	1869	1939	2009	2069	2139	2209	2269	2339	2409	2469
2603-H149	Upholstered Hdbd Full	63.5x9x56	30.1	91	1		1669	1739	1809	1869	1939	2009	2069	2139	2209	2269	2339	2409	2469	2539	2609
2603-H159	Upholstered Hdbd Queen	70.5x9x60	35.8	101	1		1669	1739	1809	1869	1939	2009	2069	2139	2209	2269	2339	2409	2469	2539	2609
2603-H169	Upholstered Hdbd King	86.5x9x60	42.7	122	1		1809	1869	1939	2009	2069	2139	2209	2269	2339	2409	2469	2539	2609	2669	2739
2603-H179	Upholstered Hdbd Cal King	82.5x9x60	42.7	117	1		1809	1869	1939	2009	2069	2139	2209	2269	2339	2409	2469	2539	2609	2669	2739

Fabric Version with Tufting							Graded Prices - Fabric														
Item	Description	W x D x H	Cubes	Wgt	Units		21	22	23	24	25	26	27	28	29	30	31	32	33	34	35
2603-H139T	Uph Tufted Hdbd Twin	48.5x9x56	23.1	71	1		1809	1869	1939	2009	2069	2139	2209	2269	2339	2409	2479	2539	2609	2669	2739
2603-H149T	Uph Tufted Hdbd Full	63.5x9x56	30.1	91	1		1939	2009	2069	2139	2209	2269	2339	2409	2469	2539	2609	2669	2739	2809	2869
2603-H159T	Uph Tufted Hdbd Queen	70.5x9x60	35.8	101	1		1939	2009	2069	2139	2209	2269	2339	2409	2469	2539	2609	2669	2739	2809	2869
2603-H169T	Uph Tufted Hdbd King	86.5x9x60	42.7	122	1		2069	2139	2209	2269	2339	2409	2469	2539	2609	2669	2739	2809	2869	2939	3009
2603-H179T	Uph Tufted Hdbd Cal King	82.5x9x60	42.7	117	1		2069	2139	2209	2269	2339	2409	2469	2539	2609	2669	2739	2809	2869	2939	3009

Leather Version							Graded Prices - Leather										
Item	Description	W x D x H	Cubes	Wgt	Units		52	53	54	55	56	57	58				
2603-H139L	Upholstered Hdbd Twin	48.5x9x56	23.1	71	1		2409	2539	2669	2809	2939	3069	3209				
2603-H149L	Upholstered Hdbd Full	63.5x9x56	30.1	91	1		2539	2669	2809	2939	3069	3209	3339				
2603-H159L	Upholstered Hdbd Queen	70.5x9x60	35.8	101	1		2539	2669	2809	2939	3069	3209	3339				
2603-H169L	Upholstered Hdbd King	86.5x9x60	42.7	122	1		2669	2809	2939	3069	3209	3339	3469				
2603-H179L	Upholstered Hdbd Cal King	82.5x9x60	42.7	117	1		2669	2809	2939	3069	3209	3339	3469				

Leather Version with Tufting							Graded Prices - Leather										
Item	Description	W x D x H	Cubes	Wgt	Units		52	53	54	55	56	57	58				
2603-H139TL	Uph Tufted Hdbd Twin	48.5x9x56	23.1	71	1		2669	2809	2939	3069	3209	3339	3469				
2603-H149TL	Uph Tufted Hdbd Full	63.5x9x56	30.1	91	1		2809	2939	3069	3209	3339	3469	3609				
2603-H159TL	Uph Tufted Hdbd Queen	70.5x9x60	35.8	101	1		2809	2939	3069	3209	3339	3469	3609				
2603-H169TL	Uph Tufted Hdbd King	86.5x9x60	42.7	122	1		2939	3069	3209	3339	3469	3609	3739				
2603-H179TL	Uph Tufted Hdbd Cal King	82.5x9x60	42.7	117	1		2939	3069	3209	3339	3469	3609	3739				

Complete Beds - Fabric

Fabric Version							Graded Prices - Fabric														
Item	Description	W x D x H	Cubes	Wgt	Units		21	22	23	24	25	26	27	28	29	30	31	32	33	34	35
	Complete Twin Upholstered Bed	48.5x80x56					2679	2819	2939	3079	3219	3339	3479	3619	3739	3879	4019	4139	4279	4419	4539
2602-H139	Upholstered Hdbd Twin	48.5x9x56	23.1	71	1		1539	1609	1669	1739	1809	1869	1939	2009	2069	2139	2209	2269	2339	2409	2469
2602-R139	Up. Twin Rails & Ftbd	42x76x15	7.3	75	1		1140	1210	1270	1340	1410	1470	1540	1610	1670	1740	1810	1870	1940	2010	2070
	Complete Full Upholstered Bed	63.5x80x56					2809	2949	3079	3209	3349	3479	3609	3749	3879	4009	4149	4279	4409	4549	4679
2602-H149	Upholstered Hdbd Full	63.5x9x56	30.1	91	1		1669	1739	1809	1869	1939	2009	2069	2139	2209	2269	2339	2409	2469	2539	2609
2602-R149	Uph. Full Rails & Ftbd	57x76x15	7.3	75	1		1140	1210	1270	1340	1410	1470	1540	1610	1670	1740	1810	1870	1940	2010	2070
	Complete Queen Upholstered Bed	70.5x86x60					2809	2949	3079	3209	3349	3479	3609	3749	3879	4009	4149	4279	4409	4549	4679
2602-H159	Upholstered Hdbd Queen	70.5x9x60	35.8	101	1		1669	1739	1809	1869	1939	2009	2069	2139	2209	2269	2339	2409	2469	2539	2609
2602-R159	Uph. Queen Rails & Ftbd	64x82x15	7.3	75	1		1140	1210	1270	1340	1410	1470	1540	1610	1670	1740	1810	1870	1940	2010	2070
	Complete King Upholstered Bed	86.5x86x60					3079	3209	3349	3479	3609	3749	3879	4009	4149	4279	4409	4549	4679	4809	4949
2602-H169	Upholstered Hdbd King	86.5x9x60	42.7	122	1		1809	1869	1939	2009	2069	2139	2209	2269	2339	2409	2469	2539	2609	2669	2739
2602-R169	Uph. King Rails & Ftbd	80x82x15	8.3	85	1		1270	1340	1410	1470	1540	1610	1670	1740	1810	1870	1940	2010	2070	2140	2210
	Complete Cal King Upholstered Bed	82.5x86x60					3079	3209	3349	3479	3609	3749	3879	4009	4149	4279	4409	4549	4679	4809	4949
2602-H179	Upholstered Hdbd Cal King	82.5x9x60	42.7	117	1		1809	1869	1939	2009	2069	2139	2209	2269	2339	2409	2469	2539	2609	2669	2739
2602-R179	Uph. Cal King Rails & Ftbd	76x86x15	8.3	85	1		1270	1340	1410	1470	1540	1610	1670	1740	1810	1870	1940	2010	2070	2140	2210

- ▶ When ordering tufting, add a "T" at the end of the headboard sku #. Example: 199_-H159T.
- ▶ TUFTED headboards: BODY FABRIC must be an "A" or "B" code fabric
- ▶ When ordering a headboard only, post for the headboard come to the floor, there are no wood legs.
- ▶ When ordering a complete bed, wood legs for the headboard and footboard will ship in the carton with the footboard and rails.
- ▶ Block legs will be finished in Brindle.
- ▶ Due to padding in the headboards and footboards, the rails must be longer to accommodate the movement of action/adjustable mattresses. When using this type of mattress please add a "A" at the end of the rail sku #, example: 2602-R159A. For Twin & Full size the "A" skus will be 6" longer & for Queen, King and Cal King size the "A" skus will be 4" longer. Slats not included

▶ **COMPATIBILITY WARNING:** All up the bolt fabrics may have a seam. Match fabrics will be matched or aligned where possible.

****See following page for Complete Fabric Beds w/Tufting, Fabric Storage Beds & Storage Beds w/Tufting****

Dublin
Suite: 2602, 2603

Category: Bedrooms

Complete Beds - Leather

<i>Leather Version</i>							<i>Graded Prices - Leather</i>							
Item	Description	W x D x H	Cubes	Wgt	Units	52	53	54	55	56	57	58		
Complete Twin Upholstered Bed							4279	4479	4669	4879	5079	5269	5479	
2602-H139L	Upholstered Hdbd Twin	48.5x80x56	23.1	71	1	2409	2539	2669	2809	2939	3069	3209		
2602-R139L	Up. Twin Rails & Ftbd	42x76x15	7.3	75	1	1870	1940	2000	2070	2140	2200	2270		
Complete Full Upholstered Bed							4409	4609	4809	5009	5209	5409	5609	
2602-H149L	Upholstered Hdbd Full	63.5x90x56	30.1	91	1	2539	2669	2809	2939	3069	3209	3339		
2602-R149L	Uph. Full Rails & Ftbd	57x76x15	7.3	75	1	1870	1940	2000	2070	2140	2200	2270		
Complete Queen Upholstered Bed							4409	4609	4809	5009	5209	5409	5609	
2602-H159L	Upholstered Hdbd Queen	70.5x90x60	35.8	101	1	2539	2669	2809	2939	3069	3209	3339		
2602-R159L	Uph. Queen Rails & Ftbd	64x82x15	7.3	75	1	1870	1940	2000	2070	2140	2200	2270		
Complete King Upholstered Bed							4669	4879	5079	5269	5479	5679	5869	
2602-H169L	Upholstered Hdbd King	86.5x90x60	42.7	122	1	2669	2809	2939	3069	3209	3339	3469		
2602-R169L	Uph. King Rails & Ftbd	80x82x15	8.3	85	1	2000	2070	2140	2200	2270	2340	2400		
Complete Cal King Upholstered Bed							4669	4879	5079	5269	5479	5679	5869	
2602-H179L	Upholstered Hdbd Cal King	82.5x90x60	42.7	117	1	2669	2809	2939	3069	3209	3339	3469		
2602-R179L	Uph. Cal King Rails & Ftbd	76x86x15	8.3	85	1	2000	2070	2140	2200	2270	2340	2400		

<i>Leather Version with Tufted Headboard</i>							<i>Graded Prices - Leather</i>							
Item	Description	W x D x H	Cubes	Wgt	Units	52	53	54	55	56	57	58		
Complete Twin Upholstered Bed							4539	4749	4939	5139	5349	5539	5739	
2602-H139TL	Uph Tufted Hdbd Twin	48.5x90x56	23.1	71	1	2669	2809	2939	3069	3209	3339	3469		
2602-R139L	Up. Twin Rails & Ftbd	42x76x15	7.3	75	1	1870	1940	2000	2070	2140	2200	2270		
Complete Full Upholstered Bed							4679	4879	5069	5279	5479	5669	5879	
2602-H149TL	Uph Tufted Hdbd Full	63.5x90x56	30.1	91	1	2809	2939	3069	3209	3339	3469	3609		
2602-R149L	Uph. Full Rails & Ftbd	57x76x15	7.3	75	1	1870	1940	2000	2070	2140	2200	2270		
Complete Queen Upholstered Bed							4679	4879	5069	5279	5479	5669	5879	
2602-H159TL	Uph Tufted Hdbd Queen	70.5x90x60	35.8	101	1	2809	2939	3069	3209	3339	3469	3609		
2602-R159L	Uph. Queen Rails & Ftbd	64x82x15	7.3	75	1	1870	1940	2000	2070	2140	2200	2270		
Complete King Upholstered Bed							4939	5139	5349	5539	5739	5949	6139	
2602-H169TL	Uph Tufted Hdbd King	86.5x90x60	42.7	122	1	2939	3069	3209	3339	3469	3609	3739		
2602-R169L	Uph. King Rails & Ftbd	80x82x15	8.3	85	1	2000	2070	2140	2200	2270	2340	2400		
Complete Cal King Upholstered Bed							4939	5139	5349	5539	5739	5949	6139	
2602-H179TL	Uph Tufted Hdbd Cal King	82.5x90x60	42.7	117	1	2939	3069	3209	3339	3469	3609	3739		
2602-R179L	Uph. Cal King Rails & Ftbd	76x86x15	8.3	85	1	2000	2070	2140	2200	2270	2340	2400		

<i>Leather Version with End of Bed Storage</i>							<i>Graded Prices - Leather</i>							
Item	Description	W x D x H	Cubes	Wgt	Units	52	53	54	55	56	57	58		
Complete Twin Upholstered Storage Bed							5079	5279	5479	5679	5879	6079	6279	
2602-H139L	Upholstered Hdbd Twin	48.5x90x56	8.3	54	1	2409	2539	2669	2809	2939	3069	3209		
2602-S139L	Storage Twin Rails & Ftbd	42x76x15	7.3	75	1	1400	1470	1540	1600	1670	1740	1800		
2602-DWR139L	Storage Drawer	42x20x13	4.8	16	0.5	1270	1270	1270	1270	1270	1270	1270		
Complete Full Upholstered Storage Bed							5209	5409	5619	5809	6009	6219	6409	
2602-H149L	Upholstered Hdbd Full	63.5x90x56	9.2	65	1	2539	2669	2809	2939	3069	3209	3339		
2602-S149L	Storage Full Rails & Ftbd	57x76x15	7.3	75	1	1400	1470	1540	1600	1670	1740	1800		
2602-DWR149L	Storage Drawer	57x20x13	4.8	16	0.5	1270	1270	1270	1270	1270	1270	1270		
Complete Queen Upholstered Storage Bed							5209	5409	5619	5809	6009	6219	6409	
2602-H159L	Upholstered Hdbd Queen	70.5x90x60	12.4	73	1	2539	2669	2809	2939	3069	3209	3339		
2602-S159L	Storage Queen Rails & Ftbd	64x82x15	7.3	75	1	1400	1470	1540	1600	1670	1740	1800		
2602-DWR159L	Storage Drawer	64x20x13	4.8	16	0.5	1270	1270	1270	1270	1270	1270	1270		
Complete King Upholstered Storage Bed							5479	5679	5879	6079	6279	6479	6679	
2602-H169L	Upholstered Hdbd King	86.5x90x60	15.2	81	1	2669	2809	2939	3069	3209	3339	3469		
2602-S169L	Storage King Rails & Ftbd	80x82x15	8.3	85	1	1540	1600	1670	1740	1800	1870	1940		
2602-DWR169L	Storage Drawer	80x20x13	4.8	16	0.5	1270	1270	1270	1270	1270	1270	1270		
Complete Cal King Upholstered Storage Bed							5479	5679	5879	6079	6279	6479	6679	
2602-H179L	Upholstered Hdbd Cal King	82.5x90x60	15.2	78	1	2669	2809	2939	3069	3209	3339	3469		
2602-S179L	Storage Cal King Rails & Ftbd	76x86x15	8.3	85	1	1540	1600	1670	1740	1800	1870	1940		
2602-DWR179L	Storage Drawer	76x20x13	4.8	16	0.5	1270	1270	1270	1270	1270	1270	1270		

****See following page for Complete Leather bed w/Tufting & End of bed Storage, COM requirements & How To Order****

Category: Bedrooms

Leather Version with Tufted Headboard & End of Bed Storage							Graded Prices - Leather						
Item	Description	W x D x H	Cubes	Wgt	Units	52	53	54	55	56	57	58	
Complete Twin Upholstered Storage Bed						5339	5549	5749	5939	6149	6349	6539	
2602-H139TL	Uph Tufted Hdbd Twin	48.5x9x56	8.3	54	1	2669	2809	2939	3069	3209	3339	3469	
2602-S139L	Storage Twin Rails & Ftbd	42x76x15	7.3	75	1	1400	1470	1540	1600	1670	1740	1800	
2602-DWR139L	Storage Drawer	42x20x13	4.8	16	0.5	1270	1270	1270	1270	1270	1270	1270	
Complete Full Upholstered Storage Bed						5479	5679	5879	6079	6279	6479	6679	
2602-H149TL	Uph Tufted Hdbd Full	63.5x9x56	9.2	65	1	2809	2939	3069	3209	3339	3469	3609	
2602-S149L	Storage Full Rails & Ftbd	57x76x15	7.3	75	1	1400	1470	1540	1600	1670	1740	1800	
2602-DWR149L	Storage Drawer	57x20x13	4.8	16	0.5	1270	1270	1270	1270	1270	1270	1270	
Complete Queen Upholstered Storage Bed						5479	5679	5879	6079	6279	6479	6679	
2602-H159TL	Uph Tufted Hdbd Queen	70.5x9x60	12.4	73	1	2809	2939	3069	3209	3339	3469	3609	
2602-S159L	Storage Queen Rails & Ftbd	64x82x15	7.3	75	1	1400	1470	1540	1600	1670	1740	1800	
2602-DWR159L	Storage Drawer	64x20x13	4.8	16	0.5	1270	1270	1270	1270	1270	1270	1270	
Complete King Upholstered Storage Bed						5749	5939	6149	6349	6539	6749	6949	
2602-H169TL	Uph Tufted Hdbd King	86.5x9x60	15.2	81	1	2939	3069	3209	3339	3469	3609	3739	
2602-S169L	Storage King Rails & Ftbd	80x82x15	8.3	85	1	1540	1600	1670	1740	1800	1870	1940	
2602-DWR169L	Storage Drawer	80x20x13	4.8	16	0.5	1270	1270	1270	1270	1270	1270	1270	
Complete Cal King Upholstered Storage Bed						5749	5939	6149	6349	6539	6749	6949	
2602-H179TL	Uph tufted Hdbd Cal King	82.5x9x60	15.2	78	1	2939	3069	3209	3339	3469	3609	3739	
2602-S179L	Storage Cal King Rails & Ftbd	76x86x15	8.3	85	1	1540	1600	1670	1740	1800	1870	1940	
2602-DWR179L	Storage Drawer	76x20x13	4.8	16	0.5	1270	1270	1270	1270	1270	1270	1270	

- ▶ When ordering a complete bed, wood legs for the headboard and footboard will ship in the carton with the footboard and rails.
- ▶ Block legs will be finished in Brindle.
- ▶ Due to padding in the headboards and footboards, the rails must be longer to accommodate the movement of action/adjustable mattresses. When using this type of mattress please add a "A" at the end of the rail sku #, example: 2602-R159LA. For Twin & Full size the "A" skus will be 6" longer & for Queen, King and Cal King size the "A" skus will be 4" longer. Slats not included

COM Yardage Requirements-Fabric only					
Please reference the COM Program Procedures at the front of the price book for any necessary information.					
Item	Plain Railroad	Plain Up the Bolt	Small Stripe Railroad	Wide Stripe or Plaids	Center Match
H139	6.2	8.1	8.7	9.7	10.3
R139	2.5	3.3	3.3	3.7	3.9
S139	3.2	4.2	4.2	4.7	5.0
DRW139	0.8	1.0	1.0	1.2	1.2
H149	7.1	9.2	9.9	11.0	11.7
R149	2.5	3.3	3.3	3.7	3.9
S149	3.7	4.8	4.8	5.3	5.7
DRW149	0.9	1.2	1.2	1.3	1.4
H159	7.8	10.1	10.9	12.1	12.9
R159	2.8	3.6	3.6	4.0	4.3
S159	3.7	4.8	4.8	5.3	5.7
DRW159	0.9	1.2	1.2	1.3	1.4
H169	8.8	11.4	12.3	13.6	14.5
R169	2.8	3.6	3.6	4.0	4.3
S169	4.3	5.5	5.5	6.2	6.6
DRW169	1.0	1.3	1.3	1.5	1.6
H179	8.3	10.8	11.6	12.8	13.7
R179	2.9	3.7	3.7	4.2	4.5
S179	4.3	5.5	5.5	6.2	6.6
DRW179	1.2	1.5	1.5	1.7	1.8

How to Order

	Headboards	Footboards and Rails	Storage Footboards and Rails	Drawer
Ordering Options - Fabric Version	H139/T, H149/T, H159/T, H169/T, H179/T	R139, R149, R159, R169, R179	S139, S149, S159, S169, S179	DWR139, DWR149, DWR159, DWR169, DWR179
BODY FABRIC				
NAIL HEAD TRIM				
• NONE-1(no nail head trim)				
• ABNAIL / NKNAIL / OBNAIL				

- ▶ If HEADBOARD is TUFTED then BODY FABRIC must be an "A" or "B" code fabric.
- ▶ *Please reference the fabric listing in the back of the price book to confirm if fabric selected is an "A" or "B" code.

	Headboards	Footboards and Rails	Storage Footboards and Rails	Drawer
Ordering Options - Leather Version	H139L/TL, H149L/TL, H159L/TL, H169L/TL, H179L/TL	R139L, R149L, R159L, R169L, R179L	S139L, S149L, S159L, S169L, S179L	DWR139L, DWR149L, DWR159L, DWR169L, DWR179L
BODY LEATHER				
NAIL HEAD TRIM				
• NONE-1(no nail head trim)				
• ABNAIL / NKNAIL / OBNAIL				

Category: Bedrooms

Macie
Suite: 1987



Fully upholstered arched panel bed, sold as complete bed only. Available in Twin, Full, Queen, King, and Cal King. Available in fabric only. The tapered legs are finished in Walnut. If selected, the nail head trim will be small size(3/8") and will be placed end to end across the front of the headboard. Not designed to accommodate adjustable bed foundations.

Introduced:

4/1/2020

Country of Origin: USA

Graded Prices - Fabric

Item	Description	W x D x H	Cubes	Wgt	Units	21	22	23	24	25	26	27	28	29	30	31	32	33	34	35
1987-B39F	Complete Twin Bed	42x80x63.5	4.3	143	1	1469	1509	1569	1629	1689	1749	1809	1869	1929	1989	2049	2109	2169	2229	2289
1987-B49F	Complete Full Bed	57x80x63.5	5.8	145	1	1539	1609	1659	1709	1779	1829	1899	1949	2019	2069	2139	2189	2259	2309	2379
1987-B59F	Complete Queen Bed	64x86x63.5	6.6	147	1	1609	1669	1739	1809	1869	1939	2009	2049	2109	2169	2229	2299	2349	2419	2489
1987-B69F	Complete King Bed	80x86x63.5	8.2	153	1	1739	1809	1869	1939	2009	2069	2139	2189	2259	2329	2389	2459	2509	2589	2649
1987-B79F	Complete Cal King Bed	76x90x63.5	7.8	156	1	1739	1809	1869	1939	2009	2069	2139	2189	2259	2329	2389	2459	2509	2589	2649

COM Yardage Requirements-Fabric only

Please reference the COM Program Procedures at the front of the Upholstery price book for any necessary information.

Item	Plain Railroad	Plain Up the Bolt	Small Stripe Railroad	Wide Stripe or Plaids	Center Match
1987-B39F	4.1	4.6	5.1	5.5	7.2
1987-B49F	4.8	5.3	5.9	6.4	8.2
1987-B59F	5.3	5.8	6.5	7.0	8.9
1987-B69F	6.0	6.6	7.3	7.9	10.0
1987-B79F	6.0	6.6	7.3	7.9	10.0

How to Order

Ordering Options	Beds				
	1987-B39F	1987-B49F	1987-B59F	1987-B69F	1987-B79F
BODY FABRIC					
NAIL HEAD TRIM					
<ul style="list-style-type: none"> NONE-1(no nail head trim) ABNAIL / NKNAIL / OBNAIL 	— \$120	— \$120	— \$120	— \$120	— \$120

Paris

Suite: 1990, 1991

Category: Bedrooms



Paris(1990/1991)

A fully upholstered arched shaped headboard with elegantly proportioned wings that is available as a headboard(1991) or a complete bed(1990). Available with tufting, end of bed storage and nailhead trim. If selected, the nail head trim will be small size(3/8") and placed end to end.

Introduced: 10/1/2012

Country of Origin: USA

Headboards Only - Fabric, Leather

Fabric Version							Graded Prices - Fabric															
Item	Description	W x D x H	Cubes	Wgt	Units		21	22	23	24	25	26	27	28	29	30	31	32	33	34	35	
1991-H139	Upholstered Hdbd Twin	48.5x12x60.5	23.1	95	1		1409	1469	1539	1609	1669	1739	1809	1869	1939	2009	2069	2139	2209	2269	2339	2399
1991-H149	Upholstered Hdbd Full	63.5x12x60.5	30.1	106	1		1539	1609	1669	1739	1809	1869	1939	2009	2069	2139	2209	2269	2339	2409	2469	2539
1991-H159	Upholstered Hdbd Queen	71x12x64.5	35.8	114	1		1539	1609	1669	1739	1809	1869	1939	2009	2069	2139	2209	2269	2339	2409	2469	2539
1991-H169	Upholstered Hdbd King	86.5x12x64.5	43.7	125	1		1669	1739	1809	1869	1939	2009	2069	2139	2209	2269	2339	2409	2469	2539	2609	2669
1991-H179	Upholstered Hdbd Cal King	83x12x64.5	43.7	122	1		1669	1739	1809	1869	1939	2009	2069	2139	2209	2269	2339	2409	2469	2539	2609	2669

Fabric Version with Tufting							Graded Prices - Fabric															
Item	Description	W x D x H	Cubes	Wgt	Units		21	22	23	24	25	26	27	28	29	30	31	32	33	34	35	
1991-H139T	Uph Tufted Hdbd Twin	48.5x12x60.5	23.1	95	1		1669	1739	1809	1869	1939	2009	2069	2139	2209	2269	2339	2409	2469	2539	2609	2669
1991-H149T	Uph Tufted Hdbd Full	63.5x12x60.5	30.1	106	1		1809	1869	1939	2009	2069	2139	2209	2269	2339	2409	2469	2539	2609	2669	2739	2809
1991-H159T	Uph Tufted Hdbd Queen	71x12x64.5	35.8	114	1		1809	1869	1939	2009	2069	2139	2209	2269	2339	2409	2469	2539	2609	2669	2739	2809
1991-H169T	Uph Tufted Hdbd King	86.5x12x64.5	43.7	125	1		1939	2009	2069	2139	2209	2269	2339	2409	2469	2539	2609	2669	2739	2809	2869	2939
1991-H179T	Uph Tufted Hdbd Cal King	83x12x64.5	43.7	122	1		1939	2009	2069	2139	2209	2269	2339	2409	2469	2539	2609	2669	2739	2809	2869	2939

Leather Version							Graded Prices - Leather							
Item	Description	W x D x H	Cubes	Wgt	Units		52	53	54	55	56	57	58	
1991-H139L	Upholstered Hdbd Twin	48.5x12x60.5	23.1	95	1		2269	2409	2539	2669	2809	2939	3069	
1991-H149L	Upholstered Hdbd Full	63.5x12x60.5	30.1	106	1		2409	2539	2669	2809	2939	3069	3209	
1991-H159L	Upholstered Hdbd Queen	71x12x64.5	35.8	114	1		2409	2539	2669	2809	2939	3069	3209	
1991-H169L	Upholstered Hdbd King	86.5x12x64.5	43.7	125	1		2539	2669	2809	2939	3069	3209	3339	
1991-H179L	Upholstered Hdbd Cal King	83x12x64.5	43.7	122	1		2539	2669	2809	2939	3069	3209	3339	

Leather Version with Tufting							Graded Prices - Leather							
Item	Description	W x D x H	Cubes	Wgt	Units		52	53	54	55	56	57	58	
1991-H139TL	Uph Tufted Hdbd Twin	48.5x12x60.5	23.1	95	1		2539	2669	2809	2939	3069	3209	3339	
1991-H149TL	Uph Tufted Hdbd Full	63.5x12x60.5	30.1	106	1		2669	2809	2939	3069	3209	3339	3469	
1991-H159TL	Uph Tufted Hdbd Queen	71x12x64.5	35.8	114	1		2669	2809	2939	3069	3209	3339	3469	
1991-H169TL	Uph Tufted Hdbd King	86.5x12x64.5	43.7	125	1		2809	2939	3069	3209	3339	3469	3609	
1991-H179TL	Uph Tufted Hdbd Cal King	83x12x64.5	43.7	122	1		2809	2939	3069	3209	3339	3469	3609	

- ▶ When ordering tufting, add a "T" at the end of the headboard sku #. Example: 199_H159T.
- ▶ TUFTED headboards: BODY FABRIC must be an "A" or "B" code fabric
- ▶ When ordering a headboard only, post for the headboard come to the floor, there are no wood legs.

Complete Beds - Fabric

Fabric Version							Graded Prices - Fabric														
Item	Description	W x D x H	Cubes	Wgt	Units		21	22	23	24	25	26	27	28	29	30	31	32	33	34	35
	Complete Twin Upholstered Bed	48.5x80x60.5					2549	2679	2809	2949	3079	3209	3349	3479	3609	3749	3879	4009	4149	4279	4409
1990-H139	Upholstered Hdbd Twin	48.5x12x60.5	23.1	95	1		1409	1469	1539	1609	1669	1739	1809	1869	1939	2009	2069	2139	2209	2269	2339
1990-R139	Up. Twin Rails & Ftbd	42x76x15	7.3	75	1		1140	1210	1270	1340	1410	1470	1540	1610	1670	1740	1810	1870	1940	2010	2070
	Complete Full Upholstered Bed	63.5x80x60.5					2679	2819	2939	3079	3219	3339	3479	3619	3739	3879	4019	4139	4279	4419	4539
1990-H149	Upholstered Hdbd Full	63.5x12x60.5	30.1	106	1		1539	1609	1669	1739	1809	1869	1939	2009	2069	2139	2209	2269	2339	2409	2469
1990-R149	Uph. Full Rails & Ftbd	57x76x15	7.3	75	1		1140	1210	1270	1340	1410	1470	1540	1610	1670	1740	1810	1870	1940	2010	2070
	Complete Queen Upholstered Bed	71x86x64.5					2679	2819	2939	3079	3219	3339	3479	3619	3739	3879	4019	4139	4279	4419	4539
1990-H159	Upholstered Hdbd Queen	71x12x64.5	35.8	114	1		1539	1609	1669	1739	1809	1869	1939	2009	2069	2139	2209	2269	2339	2409	2469
1990-R159	Uph. Queen Rails & Ftbd	64x82x15	7.3	75	1		1140	1210	1270	1340	1410	1470	1540	1610	1670	1740	1810	1870	1940	2010	2070
	Complete King Upholstered Bed	86.5x86x64.5					2939	3079	3219	3339	3479	3619	3739	3879	4019	4139	4279	4419	4539	4679	4819
1990-H169	Upholstered Hdbd King	86.5x12x64.5	43.7	125	1		1669	1739	1809	1869	1939	2009	2069	2139	2209	2269	2339	2409	2469	2539	2609
1990-R169	Uph. King Rails & Ftbd	80x82x15	8.3	85	1		1270	1340	1410	1470	1540	1610	1670	1740	1810	1870	1940	2010	2070	2140	2210
	Complete Cal King Upholstered Bed	83x90x64.5					2939	3079	3219	3339	3479	3619	3739	3879	4019	4139	4279	4419	4539	4679	4819
1990-H179	Upholstered Hdbd Cal King	83x12x64.5	43.7	122	1		1669	1739	1809	1869	1939	2009	2069	2139	2209	2269	2339	2409	2469	2539	2609
1990-R179	Uph. Cal King Rails & Ftbd	76x86x15	8.3	85	1		1270	1340	1410	1470	1540	1610	1670	1740	1810	1870	1940	2010	2070	2140	2210

See following page for Complete Fabric Bed with Tufting, Fabric Storage Beds, Complete Beds - Leather

Paris

Category: Bedrooms

Suite: 1990, 1991

Fabric Version with Tufted Headboard

Graded Prices - Fabric

Item	Description	W x D x H	Cubes	Wgt	Units	21	22	23	24	25	26	27	28	29	30	31	32	33	34	35
Complete Twin Upholstered Bed		48.5x80x60.5				2809	2949	3079	3209	3349	3479	3609	3749	3879	4009	4149	4279	4409	4549	4679
1990-H139T	Uph Tufted Hdbd Twin	48.5x12x60.5	23.1	95	1	1669	1739	1809	1869	1939	2009	2069	2139	2209	2269	2339	2409	2469	2539	2609
1990-R139	Up. Twin Rails & Ftbd	42x76x15	7.3	75	1	1140	1210	1270	1340	1410	1470	1540	1610	1670	1740	1810	1870	1940	2010	2070
Complete Full Upholstered Bed		63.5x80x60.5				2949	3079	3209	3349	3479	3609	3749	3879	4009	4149	4279	4409	4549	4679	4809
1990-H149T	Uph Tufted Hdbd Full	63.5x12x60.5	30.1	106	1	1809	1869	1939	2009	2069	2139	2209	2269	2339	2409	2469	2539	2609	2669	2739
1990-R149	Uph. Full Rails & Ftbd	57x76x15	7.3	75	1	1140	1210	1270	1340	1410	1470	1540	1610	1670	1740	1810	1870	1940	2010	2070
Complete Queen Upholstered Bed		71x86x64.5				2949	3079	3209	3349	3479	3609	3749	3879	4009	4149	4279	4409	4549	4679	4809
1990-H159T	Uph Tufted Hdbd Queen	71x12x64.5	35.8	114	1	1809	1869	1939	2009	2069	2139	2209	2269	2339	2409	2469	2539	2609	2669	2739
1990-R159	Uph. Queen Rails & Ftbd	64x82x15	7.3	75	1	1140	1210	1270	1340	1410	1470	1540	1610	1670	1740	1810	1870	1940	2010	2070
Complete King Upholstered Bed		86.5x86x64.5				3209	3349	3479	3609	3749	3879	4009	4149	4279	4409	4549	4679	4809	4949	5079
1990-H169T	Uph Tufted Hdbd King	86.5x12x64.5	43.7	125	1	1939	2009	2069	2139	2209	2269	2339	2409	2469	2539	2609	2669	2739	2809	2869
1990-R169	Uph. King Rails & Ftbd	80x82x15	8.3	85	1	1270	1340	1410	1470	1540	1610	1670	1740	1810	1870	1940	2010	2070	2140	2210
Complete Cal King Upholstered Bed		83x90x64.5				3209	3349	3479	3609	3749	3879	4009	4149	4279	4409	4549	4679	4809	4949	5079
1990-H179T	Uph Tufted Hdbd Cal King	83x12x64.5	43.7	122	1	1939	2009	2069	2139	2209	2269	2339	2409	2469	2539	2609	2669	2739	2809	2869
1990-R179	Uph. Cal King Rails & Ftbd	76x86x15	8.3	85	1	1270	1340	1410	1470	1540	1610	1670	1740	1810	1870	1940	2010	2070	2140	2210

Fabric Version with End of Bed Storage

Graded Prices - Fabric

Item	Description	W x D x H	Cubes	Wgt	Units	21	22	23	24	25	26	27	28	29	30	31	32	33	34	35
Complete Twin Uph Storage Bed		48.5x80x60.5				3689	3809	3949	4089	4209	4349	4489	4609	4749	4889	5009	5149	5289	5409	5549
1990-H139	Upholstered Hdbd Twin	48.5x12x60.5	5.5	48	1	1409	1469	1539	1609	1669	1739	1809	1869	1939	2009	2069	2139	2209	2269	2339
1990-S139	Storage Twin Rails & Ftbd	42x76x15	7.3	75	1	1140	1200	1270	1340	1400	1470	1540	1600	1670	1740	1800	1870	1940	2000	2070
1990-DWR139	Storage Drawer	42x20x13	6.3	48	1	1140	1140	1140	1140	1140	1140	1140	1140	1140	1140	1140	1140	1140	1140	1140
Complete Full Uph Storage Bed		63.5x80x60.5				3819	3949	4079	4219	4349	4479	4619	4749	4879	5019	5149	5279	5419	5549	5679
1990-H149	Upholstered Hdbd Full	63.5x12x60.5	7.5	59	1	1539	1609	1669	1739	1809	1869	1939	2009	2069	2139	2209	2269	2339	2409	2469
1990-S149	Storage Full Rails & Ftbd	57x76x15	7.3	75	1	1140	1200	1270	1340	1400	1470	1540	1600	1670	1740	1800	1870	1940	2000	2070
1990-DWR149	Storage Drawer	57x20x13	8.6	59	1	1140	1140	1140	1140	1140	1140	1140	1140	1140	1140	1140	1140	1140	1140	1140
Complete Queen Uph Storage Bed		71x86x64.5				3819	3949	4079	4219	4349	4479	4619	4749	4879	5019	5149	5279	5419	5549	5679
1990-H159	Upholstered Hdbd Queen	71x12x64.5	8.4	57	1	1539	1609	1669	1739	1809	1869	1939	2009	2069	2139	2209	2269	2339	2409	2469
1990-S159	Storage Queen Rails & Ftbd	64x82x15	7.3	75	1	1140	1200	1270	1340	1400	1470	1540	1600	1670	1740	1800	1870	1940	2000	2070
1990-DWR159	Storage Drawer	64x20x13	9.6	66	1	1140	1140	1140	1140	1140	1140	1140	1140	1140	1140	1140	1140	1140	1140	1140
Complete King Uph Storage Bed		86.5x86x64.5				4079	4219	4349	4479	4619	4749	4879	5019	5149	5279	5419	5549	5679	5819	5949
1990-H169	Upholstered Hdbd King	86.5x12x64.5	10.5	75	1	1669	1739	1809	1869	1939	2009	2069	2139	2209	2269	2339	2409	2469	2539	2609
1990-S169	Storage King Rails & Ftbd	80x82x15	8.3	85	1	1270	1340	1400	1470	1540	1600	1670	1740	1800	1870	1940	2000	2070	2140	2200
1990-DWR169	Storage Drawer	80x20x13	12	85	1	1140	1140	1140	1140	1140	1140	1140	1140	1140	1140	1140	1140	1140	1140	1140
Complete Cal King Uph Storage Bed		83x90x64.5				4079	4219	4349	4479	4619	4749	4879	5019	5149	5279	5419	5549	5679	5819	5949
1990-H179	Upholstered Hdbd Cal King	83x12x64.5	10	72	1	1669	1739	1809	1869	1939	2009	2069	2139	2209	2269	2339	2409	2469	2539	2609
1990-S179	Storage Cal King Rails & Ftbd	76x86x15	8.3	85	1	1270	1340	1400	1470	1540	1600	1670	1740	1800	1870	1940	2000	2070	2140	2200
1990-DWR179	Storage Drawer	76x20x13	11.4	81	1	1140	1140	1140	1140	1140	1140	1140	1140	1140	1140	1140	1140	1140	1140	1140

- ▶ When ordering tufting, add a "T" at the end of the headboard sku #. Example: 199_-H159T.
- ▶ TUFTED headboards: BODY FABRIC must be an "A" or "B" code fabric
- ▶ When ordering a complete bed, wood legs for the headboard and footboard will ship in the carton with the footboard and rails.
- ▶ Block legs will be finished in Brindle.
- ▶ Due to padding in the headboards and footboards, the rails must be longer to accommodate the movement of action/adjustable mattresses. When using this type of mattress please add a "A" at the end of the rail sku #, example: 1990-R159A. For Twin & Full size the "A" skus will be 6" longer & for Queen, King and Cal King size the "A" skus will be 4" longer. Slats not included

▶ **COMPATIBILITY WARNING:** All up the bolt fabrics may have a seam. Match fabrics will be matched or aligned where possible.

****See following page for Fabric Storage Beds w/Tufted Headboard, Complete Beds - Leather****

Paris

Suite: 1990, 1991

Category: Bedrooms

Fabric Version with Tufted Headboard & End of Bed Storage

Graded Prices - Fabric

Item	Description	W x D x H	Cubes	Wgt	Units	21	22	23	24	25	26	27	28	29	30	31	32	33	34	35
Complete Twin Uph Storage Bed		48.5x80x60.5				3949	4079	4219	4349	4479	4619	4749	4879	5019	5149	5279	5419	5549	5679	5819
1990-H139T	Uph Tufted Hdbd Twin	48.5x12x60.5	5.5	48	1	1669	1739	1809	1869	1939	2009	2069	2139	2209	2269	2339	2409	2469	2539	2609
1990-S139	Storage Twin Rails & Ftbd	42x76x15	7.3	75	1	1140	1200	1270	1340	1400	1470	1540	1600	1670	1740	1800	1870	1940	2000	2070
1990-DWR139	Storage Drawer	42x20x13	6.3	48	1	1140	1140	1140	1140	1140	1140	1140	1140	1140	1140	1140	1140	1140	1140	1140
Complete Full Uph Storage Bed		63.5x80x60.5				4089	4209	4349	4489	4609	4749	4889	5009	5149	5289	5409	5549	5689	5809	5949
1990-H149T	Uph Tufted Hdbd Full	63.5x12x60.5	7.5	59	1	1809	1869	1939	2009	2069	2139	2209	2269	2339	2409	2469	2539	2609	2669	2739
1990-S149	Storage Full Rails & Ftbd	57x76x15	7.3	75	1	1140	1200	1270	1340	1400	1470	1540	1600	1670	1740	1800	1870	1940	2000	2070
1990-DWR149	Storage Drawer	57x20x13	8.6	59	1	1140	1140	1140	1140	1140	1140	1140	1140	1140	1140	1140	1140	1140	1140	1140
Complete Queen Uph Storage Bed		71x86x64.5				4089	4209	4349	4489	4609	4749	4889	5009	5149	5289	5409	5549	5689	5809	5949
1990-H159T	Uph Tufted Hdbd Queen	71x12x64.5	8.4	57	1	1809	1869	1939	2009	2069	2139	2209	2269	2339	2409	2469	2539	2609	2669	2739
1990-S159	Storage Queen Rails & Ftbd	64x82x15	7.3	75	1	1140	1200	1270	1340	1400	1470	1540	1600	1670	1740	1800	1870	1940	2000	2070
1990-DWR159	Storage Drawer	64x20x13	9.6	66	1	1140	1140	1140	1140	1140	1140	1140	1140	1140	1140	1140	1140	1140	1140	1140
Complete King Uph Storage Bed		86.5x86x64.5				4349	4489	4609	4749	4889	5009	5149	5289	5409	5549	5689	5809	5949	6089	6209
1990-H169T	Uph Tufted Hdbd King	86.5x12x64.5	10.5	75	1	1939	2009	2069	2139	2209	2269	2339	2409	2469	2539	2609	2669	2739	2809	2869
1990-S169	Storage King Rails & Ftbd	80x82x15	8.3	85	1	1270	1340	1400	1470	1540	1600	1670	1740	1800	1870	1940	2000	2070	2140	2200
1990-DWR169	Storage Drawer	80x20x13	12	85	1	1140	1140	1140	1140	1140	1140	1140	1140	1140	1140	1140	1140	1140	1140	1140
Complete Cal King Uph Storage Bed		83x90x64.5				4349	4489	4609	4749	4889	5009	5149	5289	5409	5549	5689	5809	5949	6089	6209
1990-H179T	Uph Tufted Hdbd Cal King	83x12x64.5	10	72	1	1939	2009	2069	2139	2209	2269	2339	2409	2469	2539	2609	2669	2739	2809	2869
1990-S179	Storage Cal King Rails & Ftbd	76x86x15	8.3	85	1	1270	1340	1400	1470	1540	1600	1670	1740	1800	1870	1940	2000	2070	2140	2200
1990-DWR179	Storage Drawer	76x20x13	11.4	81	1	1140	1140	1140	1140	1140	1140	1140	1140	1140	1140	1140	1140	1140	1140	1140

- ▶ When ordering tufting, add a "T" at the end of the headboard sku #. Example: 199_-H159T.
- ▶ TUFTED headboards: BODY FABRIC must be an "A" or "B" code fabric
- ▶ When ordering a complete bed, wood legs for the headboard and footboard will ship in the carton with the footboard and rails.
- ▶ Block legs will be finished in Brindle.
- ▶ Due to padding in the headboards and footboards, the rails must be longer to accommodate the movement of action/adjustable mattresses. When using this type of mattress please add a "A" at the end of the rail sku #, example: 1990-R159A. For Twin & Full size the "A" skus will be 6" longer & for Queen, King and Cal King size the "A" skus will be 4" longer. Slats not included

▶ **COMPATIBILITY WARNING:** All up the bolt fabrics may have a seam. Match fabrics will be matched or aligned where possible.

Complete Beds - Leather

Leather Version

Graded Prices - Leather

Item	Description	W x D x H	Cubes	Wgt	Units	52	53	54	55	56	57	58
Complete Twin Upholstered Bed		48.5x80x60.5				4139	4349	4539	4739	4949	5139	5339
1990-H139L	Upholstered Hdbd Twin	48.5x12x60.5	23.1	95	1	2269	2409	2539	2669	2809	2939	3069
1990-R139L	Up. Twin Rails & Ftbd	42x76x15	7.3	75	1	1870	1940	2000	2070	2140	2200	2270
Complete Full Upholstered Bed		63.5x80x60.5				4279	4479	4669	4879	5079	5269	5479
1990-H149L	Upholstered Hdbd Full	63.5x12x60.5	30.1	106	1	2409	2539	2669	2809	2939	3069	3209
1990-R149L	Uph. Full Rails & Ftbd	57x76x15	7.3	75	1	1870	1940	2000	2070	2140	2200	2270
Complete Queen Upholstered Bed		71x86x64.5				4279	4479	4669	4879	5079	5269	5479
1990-H159L	Upholstered Hdbd Queen	71x12x64.5	35.8	114	1	2409	2539	2669	2809	2939	3069	3209
1990-R159L	Uph. Queen Rails & Ftbd	64x82x15	7.3	75	1	1870	1940	2000	2070	2140	2200	2270
Complete King Upholstered Bed		86.5x86x64.5				4539	4739	4949	5139	5339	5549	5739
1990-H169L	Upholstered Hdbd King	86.5x12x64.5	43.7	125	1	2539	2669	2809	2939	3069	3209	3339
1990-R169L	Uph. King Rails & Ftbd	80x82x15	8.3	85	1	2000	2070	2140	2200	2270	2340	2400
Complete Cal King Upholstered Bed		83x90x64.5				4539	4739	4949	5139	5339	5549	5739
1990-H179L	Upholstered Hdbd Cal King	83x12x64.5	43.7	122	1	2539	2669	2809	2939	3069	3209	3339
1990-R179L	Uph. Cal King Rails & Ftbd	76x86x15	8.3	85	1	2000	2070	2140	2200	2270	2340	2400

****See following page for Complete Leather Bed w/Tufted Headboard & Storage Beds****

Category: Bedrooms

Leather Version with Tufted Headboard							Graded Prices - Leather						
Item	Description	W x D x H	Cubes	Wgt	Units	52	53	54	55	56	57	58	
Complete Twin Upholstered Bed		48.5x80x60.5				4409	4609	4809	5009	5209	5409	5609	
1990-H139TL	Uph Tufted Hdbd Twin	48.5x12x60.5	23.1	95	1	2539	2669	2809	2939	3069	3209	3339	
1990-R139L	Up. Twin Rails & Ftbd	42x76x15	7.3	75	1	1870	1940	2000	2070	2140	2200	2270	
Complete Full Upholstered Bed		63.5x80x60.5				4539	4749	4939	5139	5349	5539	5739	
1990-H149TL	Uph Tufted Hdbd Full	63.5x12x60.5	30.1	106	1	2669	2809	2939	3069	3209	3339	3469	
1990-R149L	Uph. Full Rails & Ftbd	57x76x15	7.3	75	1	1870	1940	2000	2070	2140	2200	2270	
Complete Queen Upholstered Bed		71x86x64.5				4539	4749	4939	5139	5349	5539	5739	
1990-H159TL	Uph Tufted Hdbd Queen	71x12x64.5	35.8	114	1	2669	2809	2939	3069	3209	3339	3469	
1990-R159L	Uph. Queen Rails & Ftbd	64x82x15	7.3	75	1	1870	1940	2000	2070	2140	2200	2270	
Complete King Upholstered Bed		86.5x86x64.5				4809	5009	5209	5409	5609	5809	6009	
1990-H169TL	Uph Tufted Hdbd King	86.5x12x64.5	43.7	125	1	2809	2939	3069	3209	3339	3469	3609	
1990-R169L	Uph. King Rails & Ftbd	80x82x15	8.3	85	1	2000	2070	2140	2200	2270	2340	2400	
Complete Cal King Upholstered Bed		83x90x64.5				4809	5009	5209	5409	5609	5809	6009	
1990-H179TL	Uph Tufted Hdbd Cal King	83x12x64.5	43.7	122	1	2809	2939	3069	3209	3339	3469	3609	
1990-R179L	Uph. Cal King Rails & Ftbd	76x86x15	8.3	85	1	2000	2070	2140	2200	2270	2340	2400	

Leather Version with End of Bed Storage							Graded Prices - Leather						
Item	Description	W x D x H	Cubes	Wgt	Units	52	53	54	55	56	57	58	
Complete Twin Uph Storage Bed		48.5x80x60.5				4939	5149	5349	5539	5749	5949	6139	
1990-H139L	Upholstered Hdbd Twin	48.5x12x60.5	5.5	48	1	2269	2409	2539	2669	2809	2939	3069	
1990-S139L	Storage Twin Rails & Ftbd	42x76x15	7.3	75	1	1400	1470	1540	1600	1670	1740	1800	
1990-DWR139L	Storage Drawer	42x20x13	6.3	48	1	1270	1270	1270	1270	1270	1270	1270	
Complete Full Uph Storage Bed		63.5x80x60.5				5079	5279	5479	5679	5879	6079	6279	
1990-H149L	Upholstered Hdbd Full	63.5x12x60.5	7.5	59	1	2409	2539	2669	2809	2939	3069	3209	
1990-S149L	Storage Full Rails & Ftbd	57x76x15	7.3	75	1	1400	1470	1540	1600	1670	1740	1800	
1990-DWR149L	Storage Drawer	57x20x13	8.6	59	1	1270	1270	1270	1270	1270	1270	1270	
Complete Queen Uph Storage Bed		71x86x64.5				5079	5279	5479	5679	5879	6079	6279	
1990-H159L	Upholstered Hdbd Queen	71x12x64.5	8.4	57	1	2409	2539	2669	2809	2939	3069	3209	
1990-S159L	Storage Queen Rails & Ftbd	64x82x15	7.3	75	1	1400	1470	1540	1600	1670	1740	1800	
1990-DWR159L	Storage Drawer	64x20x13	9.6	66	1	1270	1270	1270	1270	1270	1270	1270	
Complete King Uph Storage Bed		86.5x86x64.5				5349	5539	5749	5949	6139	6349	6549	
1990-H169L	Upholstered Hdbd King	86.5x12x64.5	10.5	75	1	2539	2669	2809	2939	3069	3209	3339	
1990-S169L	Storage King Rails & Ftbd	80x82x15	8.3	85	1	1540	1600	1670	1740	1800	1870	1940	
1990-DWR169L	Storage Drawer	80x20x13	12	85	1	1270	1270	1270	1270	1270	1270	1270	
Complete Cal King Uph Storage Bed		83x90x64.5				5349	5539	5749	5949	6139	6349	6549	
1990-H179L	Upholstered Hdbd Cal King	83x12x64.5	10	72	1	2539	2669	2809	2939	3069	3209	3339	
1990-S179L	Storage Cal King Rails & Ftbd	76x86x15	8.3	85	1	1540	1600	1670	1740	1800	1870	1940	
1990-DWR179L	Storage Drawer	76x20x13	11.4	81	1	1270	1270	1270	1270	1270	1270	1270	

- ▶ When ordering a complete bed, wood legs for the headboard and footboard will ship in the carton with the footboard and rails.
- ▶ Block legs will be finished in Brindle.
- ▶ Due to padding in the headboards and footboards, the rails must be longer to accommodate the movement of action/adjustable mattresses. When using this type of mattress please add a "A" at the end of the rail sku #, example: 1990-R159LA. For Twin & Full size the "A" skus will be 6" longer & for Queen, King and Cal King size the "A" skus will be 4" longer. Slats not included

****See following page for Complete Leather Bed w/Tufted Headboard & End of Bed Storage, COM requirements, & How to Order****

Category: Bedrooms

Leather Version w/Tufted Headboard & End of Bed Storage

Graded Prices - Leather

Item	Description	W x D x H	Cubes	Wgt	Units	52	53	54	55	56	57	58
Complete Twin Uph Storage Bed		48.5x80x60.5				5209	5409	5619	5809	6009	6219	6409
1990-H139TL	Uph Tufted Hdbd Twin	48.5x12x60.5	5.5	48	1	2539	2669	2809	2939	3069	3209	3339
1990-S139L	Storage Twin Rails & Ftbd	42x76x15	7.3	75	1	1400	1470	1540	1600	1670	1740	1800
1990-DWR139L	Storage Drawer	42x20x13	6.3	48	1	1270	1270	1270	1270	1270	1270	1270
Complete Full Uph Storage Bed		63.5x80x60.5				5339	5549	5749	5939	6149	6349	6539
1990-H149TL	Uph Tufted Hdbd Full	63.5x12x60.5	7.5	59	1	2669	2809	2939	3069	3209	3339	3469
1990-S149L	Storage Full Rails & Ftbd	57x76x15	7.3	75	1	1400	1470	1540	1600	1670	1740	1800
1990-DWR149L	Storage Drawer	57x20x13	8.6	59	1	1270	1270	1270	1270	1270	1270	1270
Complete Queen Uph Storage Bed		71x86x64.5				5339	5549	5749	5939	6149	6349	6539
1990-H159TL	Uph Tufted Hdbd Queen	71x12x64.5	8.4	57	1	2669	2809	2939	3069	3209	3339	3469
1990-S159L	Storage Queen Rails & Ftbd	64x82x15	7.3	75	1	1400	1470	1540	1600	1670	1740	1800
1990-DWR159L	Storage Drawer	64x20x13	9.6	66	1	1270	1270	1270	1270	1270	1270	1270
Complete King Uph Storage Bed		86.5x86x64.5				5619	5809	6009	6219	6409	6609	6819
1990-H169TL	Uph Tufted Hdbd King	86.5x12x64.5	10.5	75	1	2809	2939	3069	3209	3339	3469	3609
1990-S169L	Storage King Rails & Ftbd	80x82x15	8.3	85	1	1540	1600	1670	1740	1800	1870	1940
1990-DWR169L	Storage Drawer	80x20x13	12	85	1	1270	1270	1270	1270	1270	1270	1270
Complete Cal King Uph Storage Bed		83x90x64.5				5619	5809	6009	6219	6409	6609	6819
1990-H179TL	Uph Tufted Hdbd Cal King	83x12x64.5	10	72	1	2809	2939	3069	3209	3339	3469	3609
1990-S179L	Storage Cal King Rails & Ftbd	76x86x15	8.3	85	1	1540	1600	1670	1740	1800	1870	1940
1990-DWR179L	Storage Drawer	76x20x13	11.4	81	1	1270	1270	1270	1270	1270	1270	1270

COM Yardage Requirements-Fabric only

Please reference the COM Program Procedures at the front of the price book for any necessary information.

Item	Plain Railroad	Plain Up the Bolt	Small Stripe Railroad	Wide Stripe or Plaids	Center Match
H139	6.2	8.1	8.7	9.7	10.3
R139	2.5	3.3	3.3	3.7	3.9
S139	3.2	4.2	4.2	4.7	5.0
DRW139	0.8	1.0	1.0	1.2	1.2
H149	7.1	9.2	9.9	11.0	11.7
R149	2.5	3.3	3.3	3.7	3.9
S149	3.7	4.8	4.8	5.3	5.7
DRW149	0.9	1.2	1.2	1.3	1.4
H159	7.8	10.1	10.9	12.1	12.9
R159	2.8	3.6	3.6	4.0	4.3
S159	3.7	4.8	4.8	5.3	5.7
DRW159	0.9	1.2	1.2	1.3	1.4
H169	8.8	11.4	12.3	13.6	14.5
R169	2.8	3.6	3.6	4.0	4.3
S169	4.3	5.5	5.5	6.2	6.6
DRW169	1.0	1.3	1.3	1.5	1.6
H179	8.3	10.8	11.6	12.8	13.7
R179	2.9	3.7	3.7	4.2	4.5
S179	4.3	5.5	5.5	6.2	6.6
DRW179	1.2	1.5	1.5	1.7	1.8

How to Order

Ordering Options - Fabric Version	Headboards	Footboards and Rails	Storage Footboards and Rails	Drawer
	BODY FABRIC NAIL HEAD TRIM • NONE-1(no nail head trim) • ABNAIL / NKNAIL / OBNAIL	H139/T, H149/T, H159/T, H169/T, H179/T	R139, R149, R159, R169, R179	S139, S149, S159, S169, S179
	— \$120			

- ▶ If Insert Type is TUFTED then BODY FABRIC must be an "A" or "B" code fabric
- ▶ *Please reference the fabric listing in the back of the price book to confirm if fabric selected is an "A" or "B" code

Ordering Options - Leather Version	Headboards	Footboards and Rails	Storage Footboards and Rails	Drawer
	BODY LEATHER NAIL HEAD TRIM • NONE-1(no nail head trim) • ABNAIL / NKNAIL / OBNAIL	H139L/TL, H149L/TL, H159L/TL, H169L/TL, H179L/TL	R139L, R149L, R159L, R169L, R179L	S139L, S149L, S159L, S169L, S179L
	— \$120			

Parkton

Suite: 2826, 2827

Category: Bedrooms



A fully upholstered rectangular frame that features modern styling with large horizontal channel tufting. Available as a headboard(2827) or a complete bed(2826). Also available with end of bed storage. The block wood legs are finished in Walnut.

Introduced: 12/1/2021 Country of Origin: USA

Headboards Only - Fabric, Leather

Table with columns: Item, Description, W x D x H, Cubes, Wgt, Units, 21-35. Rows include items like 2827-H139, 2827-H149, 2827-H159, 2827-H169, 2827-H179.

Table with columns: Item, Description, W x D x H, Cubes, Wgt, Units, 52-58. Rows include items like 2827-H139L, 2827-H149L, 2827-H159L, 2827-H169L, 2827-H179L.

Complete Beds - Fabric

Table with columns: Item, Description, W x D x H, Cubes, Wgt, Units, 21-35. Rows include items like Complete Twin Upholstered Bed, 2826-H139, 2826-R139, etc.

Table with columns: Item, Description, W x D x H, Cubes, Wgt, Units, 21-35. Rows include items like Complete Twin Uph Storage Bed, 2826-H139, 2826-S139, etc.

- ▶ When ordering a headboard only, post for the headboard come to the floor, there are no wood legs.
▶ When ordering a complete bed, wood legs for the headboard and footboard will ship in the carton with the footboard and rails.
▶ Due to padding in the headboards and footboards, the rails must be longer to accommodate the movement of action/adjustable mattresses. When using this type of mattress please add a "A" at the end of the rail sku #, example: 2826-R159A. For Twin & Full size the "A" skus will be 6" longer & for Queen, King and Cal King size the "A" skus will be 4" longer. Slats not included

▶ COMPATIBILITY WARNING: Available in A and B code fabrics only.

See following page for Complete Beds - Leather and COM requirements

Category: Bedrooms

Parkton
Suite: 2826, 2827

Complete Beds - Leather

Leather Version							Graded Prices - Leather					
Item	Description	W x D x H	Cubes	Wgt	Units	52	53	54	55	56	57	58
Complete Twin Upholstered Bed		42x80x65				3739	3949	4139	4339	4549	4739	4939
2826-H139L	Upholstered Hdbd Twin	42x3.5x65	5.5	48	1	1869	2009	2139	2269	2409	2539	2669
2826-R139L	Up. Twin Rails & Ftbd	42x76x15	7.3	75	1	1870	1940	2000	2070	2140	2200	2270
Complete Full Upholstered Bed		57x80x65				3879	4079	4269	4479	4679	4869	5079
2826-H149L	Upholstered Hdbd Full	57x3.5x65	7.5	59	1	2009	2139	2269	2409	2539	2669	2809
2826-R149L	Uph. Full Rails & Ftbd	57x76x15	7.3	75	1	1870	1940	2000	2070	2140	2200	2270
Complete Queen Upholstered Bed		64x86x65				3879	4079	4269	4479	4679	4869	5079
2826-H159L	Upholstered Hdbd Queen	64x3.5x65	8.4	57	1	2009	2139	2269	2409	2539	2669	2809
2826-R159L	Uph. Queen Rails & Ftbd	64x82x15	7.3	75	1	1870	1940	2000	2070	2140	2200	2270
Complete King Upholstered Bed		80x86x65				4139	4339	4549	4739	4939	5149	5339
2826-H169L	Upholstered Hdbd King	80x3.5x65	10.5	75	1	2139	2269	2409	2539	2669	2809	2939
2826-R169L	Uph. King Rails & Ftbd	80x82x15	8.3	85	1	2000	2070	2140	2200	2270	2340	2400
Complete Cal King Upholstered Bed		76x90x65				4139	4339	4549	4739	4939	5149	5339
2826-H179L	Upholstered Hdbd Cal King	76x3.5x65	10	72	1	2139	2269	2409	2539	2669	2809	2939
2826-R179L	Uph. Cal King Rails & Ftbd	76x86x15	8.3	85	1	2000	2070	2140	2200	2270	2340	2400

Leather Version with End of Bed Storage							Graded Prices - Leather					
Item	Description	W x D x H	Cubes	Wgt	Units	52	53	54	55	56	57	58
Complete Twin Uph Storage Bed		42x80x65				4539	4749	4949	5139	5349	5549	5739
2826-H139L	Upholstered Hdbd Twin	42x3.5x65	5.5	48	1	1869	2009	2139	2269	2409	2539	2669
2826-S139L	Storage Twin Rails & Ftbd	42x76x15	7.3	75	1	1400	1470	1540	1600	1670	1740	1800
2826-DWR139L	Storage Drawer	42x20x13	6.3	48	1	1270	1270	1270	1270	1270	1270	1270
Complete Full Uph Storage Bed		57x80x65				4679	4879	5079	5279	5479	5679	5879
2826-H149L	Upholstered Hdbd Full	57x3.5x65	7.5	59	1	2009	2139	2269	2409	2539	2669	2809
2826-S149L	Storage Full Rails & Ftbd	57x76x15	7.3	75	1	1400	1470	1540	1600	1670	1740	1800
2826-DWR149L	Storage Drawer	57x20x13	8.6	59	1	1270	1270	1270	1270	1270	1270	1270
Complete Queen Uph Storage Bed		64x86x65				4679	4879	5079	5279	5479	5679	5879
2826-H159L	Upholstered Hdbd Queen	64x3.5x65	8.4	57	1	2009	2139	2269	2409	2539	2669	2809
2826-S159L	Storage Queen Rails & Ftbd	64x82x15	7.3	75	1	1400	1470	1540	1600	1670	1740	1800
2826-DWR159L	Storage Drawer	64x20x13	9.6	66	1	1270	1270	1270	1270	1270	1270	1270
Complete King Uph Storage Bed		80x86x65				4949	5139	5349	5549	5739	5949	6149
2826-H169L	Upholstered Hdbd King	80x3.5x65	10.5	75	1	2139	2269	2409	2539	2669	2809	2939
2826-S169L	Storage King Rails & Ftbd	80x82x15	8.3	85	1	1540	1600	1670	1740	1800	1870	1940
2826-DWR169L	Storage Drawer	80x20x13	12	85	1	1270	1270	1270	1270	1270	1270	1270
Complete Cal King Uph Storage Bed		76x90x65				4949	5139	5349	5549	5739	5949	6149
2826-H179L	Upholstered Hdbd Cal King	76x3.5x65	10	72	1	2139	2269	2409	2539	2669	2809	2939
2826-S179L	Storage Cal King Rails & Ftbd	76x86x15	8.3	85	1	1540	1600	1670	1740	1800	1870	1940
2826-DWR179L	Storage Drawer	76x20x13	11.4	81	1	1270	1270	1270	1270	1270	1270	1270

- ▶ When ordering a complete bed, wood legs for the headboard and footboard will ship in the carton with the footboard and rails.
- ▶ Due to padding in the headboards and footboards, the rails must be longer to accommodate the movement of action/adjustable mattresses. When using this type of mattress please add a "A" at the end of the rail sku #, example: 2826-R159LA. For Twin & Full size the "A" skus will be 6" longer & for Queen, King and Cal King size the "A" skus will be 4" longer. Slats not included

COM Yardage Requirements-Fabric only					
Please reference the COM Program Procedures at the front of the price book for any necessary information.					
Item	Plain Railroad	Plain Up the Bolt	Small Stripe Railroad	Wide Stripe or Plaids	Center Match
H139	4.7	6.1	N/A	N/A	N/A
R139	2.5	3.3	3.3	3.7	3.9
S139	3.2	4.2	4.2	4.7	5.0
DRW139	0.8	1.0	1.0	1.2	1.2
H149	6.2	8.1	N/A	N/A	N/A
R149	2.5	3.3	3.3	3.7	3.9
S149	3.7	4.8	4.8	5.3	5.7
DRW149	0.9	1.2	1.2	1.3	1.4
H159	6.9	9.0	N/A	N/A	N/A
R159	2.8	3.6	3.6	4.0	4.3
S159	3.7	4.8	4.8	5.3	5.7
DRW159	0.9	1.2	1.2	1.3	1.4
H169	8.4	10.9	N/A	N/A	N/A
R169	2.8	3.6	3.6	4.0	4.3
S169	4.3	5.5	5.5	6.2	6.6
DRW169	1.0	1.3	1.3	1.5	1.6
H179	8.1	10.5	N/A	N/A	N/A
R179	2.9	3.7	3.7	4.2	4.5
S179	4.3	5.5	5.5	6.2	6.6
DRW179	1.2	1.5	1.5	1.7	1.8

See following page for How to Order

Category: Bedrooms **Parkton**
Suite: 2826, 2827

How to Order

	<i>Headboards</i>	<i>Footboards and Rails</i>	<i>Storage Footboards and Rails</i>	<i>Drawer</i>
<i>Ordering Options - Fabric Version</i>	H139, H149, H159, H169, H179	R139, R149, R159, R169, R179	S139, S149, S159, S169, S179	DWR139, DWR149, DWR159, DWR169, DWR179
BODY FABRIC				


	<i>Headboards</i>	<i>Footboards and Rails</i>	<i>Storage Footboards and Rails</i>	<i>Drawer</i>
<i>Ordering Options - Leather Version</i>	H139L, H149L, H159L, H169L, H179L	R139L, R149L, R159L, R169L, R179L	S139L, S149L, S159L, S169L, S179L	DWR139L, DWR149L, DWR159L, DWR169L, DWR179L
BODY LEATHER				

Custom Pillows

Category: Pillows


Fully Custom Fabric Pillows

Item	Description	Graded Prices - Fabric			
		21 to 24	25 to 28	29 to 32	33 to 35
ACCTPIL1	Square Accent Pillow	139.00	179.00	209.00	249.00



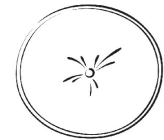
Item	Description	Graded Prices - Fabric			
		21 to 24	25 to 28	29 to 32	33 to 35
ACCTPIL2	Square Accent Pillow Pair	179.00	229.00	299.00	359.00

Item	Description	Graded Prices - Fabric			
		21 to 24	25 to 28	29 to 32	33 to 35
BOXPIL1	Square Box Accent Pillow	169.00	209.00	229.00	269.00



Item	Description	Graded Prices - Fabric			
		21 to 24	25 to 28	29 to 32	33 to 35
BOXPIL2	Square Box Accent Pillow Pair	229.00	299.00	369.00	429.00

Item	Description	Graded Prices - Fabric			
		21 to 24	25 to 28	29 to 32	33 to 35
ROUNDPIL1	Round Accent Pillow	169.00	209.00	229.00	269.00



Item	Description	Graded Prices - Fabric			
		21 to 24	25 to 28	29 to 32	33 to 35
ROUNDPIL2	Round Accent Pillow Pair	219.00	269.00	359.00	429.00

Item	Description	Graded Prices - Fabric			
		21 to 24	25 to 28	29 to 32	33 to 35
KIDPILL	Kidney Pillow	139.00	169.00	209.00	229.00



COM Yardage Requirements-Fabric only

Please reference the COM Program Procedures at the front of the price book for any necessary information

Item	Plain Railroad	Plain Up the Bolt	Small Stripe Railroad	Wide Stripe or Plaids	Center Match
ACCTPIL1					
16"	1.1	1.2	1.5	1.8	1.9
20"	1.1	1.2	1.5	1.8	1.9
23"	1.1	1.2	1.5	1.8	1.9
25"	2.3	2.3	2.5	2.6	2.7

Double yardage requirements above when ordering ACCTPIL2

BOXPIL1					
16"	1.5	1.5	1.7	1.8	2.0
20"	2.4	2.4	2.6	2.7	2.8
23"	2.8	2.8	3.0	3.1	3.3
25"	3.0	3.0	3.2	3.3	3.5

Double yardage requirements above when ordering BOXPIL2

ROUNDPIL1					
16"	1.6	1.6	1.7	1.9	2.1
20"	1.8	1.8	2.1	2.2	2.5
23"	2.1	2.1	2.3	2.5	2.7
25"	2.4	2.4	2.6	2.8	3.0

Double yardage requirements above when ordering ROUNDPIL2

KIDPILL					
17" x 9"	1.0	1.1	1.4	1.7	1.8
19" x 10"	1.0	1.1	1.4	1.7	1.8
23" x 12"	1.0	1.1	1.4	1.7	1.8
32" x 12"	1.2	1.3	1.6	1.9	2.0

Custom Pillows

Category: Pillows


How to Order

	ACCTPIL1	ACCTPIL2	BOXPIL1, ROUNDPI1	BOXPIL2, ROUNDPI2	KIDPILL
PILLOW FABRIC					
PILLOW SIZE					
• PILL-16(16" Pillow)	—	—	—	—	
• PILL-20(20" Pillow)	—	—	—	—	
• PILL-23(23" Pillow)	—	—	—	—	
• PILL-25(25" Pillow)	—	—	—	—	
• SMKID(17" x 9" Pillow)					—
• MDKID(19" x 10" Pillow)					—
• LGKID(23" x 12" Pillow)					—
• XLKID(32" x 12" Pillow)					\$20
WELT					
• NO(Will be Weltless)	—	—	—	—	—
• YES(Will have Welt)	—	—	—	—	—
WELT FABRIC					
• NONE-1(no Welt)	—	—	—	—	—
• SELFWELT (Welted in Body Fabric)	—	—	—	—	—
• Contrasting to Pillow Fabric (Welted)	\$60	\$60	\$60	\$60	\$60
• Contrasting to Pillow Fabric(Welted) - XLKID only	—	—	—	—	\$80
FILLING MATERIAL					
• STDP	—	—	—	—	—
• BLDOWN	\$50	\$90	\$50	\$90	\$50

- ▶ To have weltless pillow/s indicate NO for "Welt", and NONE-1 for "Welt Fabric"
- ▶ For the Square Box Pillows and Round Pillows the button will always be in the welt fabric.
- ▶ Following solid fabrics are available as Contrasting Welt: 1593, 6373, 6413, all colors

Box Border Pillows - Top Stitched

Item	Description	Graded Prices - Fabric			
		21 to 24	25 to 28	29 to 32	33 to 35
BOXPILTS1	22" Square Box Accent Pillow	179.00	219.00	269.00	299.00



Item	Description	Graded Prices - Fabric			
		21 to 24	25 to 28	29 to 32	33 to 35
BOXPILTS2	22" Square Box Accent Pillow Pair	269.00	339.00	409.00	469.00

COM Yardage Requirements-Fabric only

Please reference the COM Program Procedures at the front of the price book for any necessary information

Item	Plain Railroad	Plain Up the Bolt	Small Stripe Railroad	Wide Stripe or Plaids	Center Match
BOXPILTS1	2.8	2.8	3.0	3.1	3.3

Double yardage requirements above when ordering BOXPILTS2

How to Order


	BOXPILTS1	BOXPILTS2
PILLOW FABRIC		
FILLING MATERIAL		
• STDP	—	—
• BLDOWN	\$50	\$90

Custom Pillows

Category: Pillows

Bolster Pillow

Item	Description	Graded Prices - Fabric			
		21 to 24	25 to 28	29 to 32	33 to 35
BOLPILL	Bolster Pillow (22x7)	139.00	169.00	209.00	209.00



COM Yardage Requirements-Fabric only

Please reference the COM Program Procedures at the front of the price book for any necessary information

Item	Plain Railroad	Plain Up the Bolt	Small Stripe Railroad	Wide Stripe or Plaids	Center Match
BOLPILL	0.7	0.7	0.8	0.9	1.0

How to Order

	BOLPILL
PILLOW FABRIC	
WELT	
• NO(Will be Weltless)	—
• YES(Will have Welt)	—
WELT FABRIC	
• NONE-1(no Welt)	—
• SELFWELT (Welted in Body Fabric)	—
• Contrasting to Pillow Fabric (Welted)	\$60
FILLING MATERIAL	
• STDP	—
• BLDOWN	\$50


- ▶ To have weltless pillow/s indicate NO for "Welt", and NONE-1 for "Welt Fabric"
- ▶ Following solid fabrics are available as Contrasting Welt: 1593, 6373, 6413, all colors

Custom Pillows

Category: Pillows

Standard Fabric Pillows

Item	Description	Graded Prices - Fabric			
		21 to 24	25 to 28	29 to 32	33 to 35
STDPIL1	Square Accent Pillow	109.00	139.00	179.00	209.00



Item	Description	Graded Prices - Fabric			
		21 to 24	25 to 28	29 to 32	33 to 35
STDPIL2	Square Accent Pillow Pair	139.00	179.00	209.00	249.00

Item	Description	Graded Prices - Fabric			
		21 to 24	25 to 28	29 to 32	33 to 35
STDKID	Kidney Pillow	109.00	139.00	169.00	189.00



COM Yardage Requirements-Fabric only

Please reference the COM Program Procedures at the front of the price book for any necessary information

Item	Plain Railroad	Plain Up the Bolt	Small Stripe Railroad	Wide Stripe or Plaids	Center Match
STDPIL1 19", 20"	1.1	1.2	1.5	1.8	1.9
STDPIL2 19", 20"	1.5	1.7	2.1	2.5	2.6
STDKID 17" x 9"	1.0	1.1	1.4	1.7	1.8
23" x 12"	1.0	1.1	1.4	1.7	1.8

How to Order

	STDPIL1	STDPIL2	STDKID
PILLOW FABRIC			
PILLOW SIZE			
• PILL-19(19" Pillow)	—	—	—
• PILL-20(20" Pillow)	—	—	—
• LGKID(23" x 12" Pillow)	—	—	—
• SMKID(17" x 9" Pillow)	—	—	—
WELT FABRIC			
• NONE-1(no Welt)	—	—	—
• SELFWELT (Welted in Body Fabric)	—	—	—
• Contrasting to Pillow Fabric (Welted)	\$60	\$60	\$60
FILLING MATERIAL			
• STDP	—	—	—
• BLDOWN	\$50	\$90	\$50

- ▶ To have weltless pillow/s indicate NO for "Welt", and NONE-1 for "Welt Fabric"
- ▶ Following solid fabrics are available as Contrasting Welt: 1593, 6373, 6413, all colors

Category: Accent Furniture, Entertainment

Accents
Suite: 6C40

Introduced: 10/1/2022

Item	Price	Description	Size	Wt.	Cu.Ft.
6C40-N686	3869.00	Foster Display Cabinet, Natural	40Wx18Dx86H	330	52.7
6C40-B686	3869.00	Foster Display Cabinet, Black	40Wx18Dx86H	330	52.7



Featuring a modern ascetic and simple tailored look, the Foster cabinet is grand in both style and scale. Natural and Peppercorn finish with solid brass, bar pulls in oil rubbed bronze finish. Inside lighting with a touch switch in the upper right corner on the back. Glass shelves.

Wood Species:
Country of Origin: Vietnam
Introduced: October 1, 2022

Item	Price	Description	Size	Wt.	Cu.Ft.
6C40-N865	2409.00	Sullivan Desk	66Wx28Dx30H	214	46.99



A classic design with timeless appeal, the Sullivan desk is crafted of white oak veneers featuring four open, fixed shelves and two drawers for storage. The faux mortise-tenon detail, framed drawer panels and solid brass hardware make Sullivan a striking and elegant addition to the home office.

Wood Species: Oak Veneers and Asian hardwood
Country of Origin: Vietnam
Introduced: October 1, 2022

Item	Price	Description	Size	Wt.	Cu.Ft.
6C40-N860	3079.00	Clifton Credenza, Natural	60Wx18Dx38H	266	32.8
6C40-B860	3079.00	Clifton Credenza, Black	60Wx18Dx38H	266	32.8



Push latch doors; 2 interior drawers with solid brass pulls in oil rubbed bronze finish. Natural and Peppercorn finish.

Wood Species: Oak Veneers and Asian Hardwood

Country of Origin: Vietnam
Introduced: October 1, 2022

Category: Accent Furniture, Entertainment	Accents Suite: 6H06
--	--------------------------------

Introduced: 5/1/2022 **Country of Origin:** India

Item	Price	Description	Size	Wt.	Cu.Ft.
6H06-0882	3009.00	Macon Entertainment Credenza	82Wx18Dx30H	220	37.23



Oversized entertainment console with 4 large doors covered in hammered, nickel foil. Constructed of solid mango with a stylish plinth base. Interior has a full sized shelf with wire management.
Introduced: May 1, 2022

6H06-0632	409.00	Quinby Round Side Table	14Wx14Dx20H	20	5.64
-----------	--------	--------------------------------	-------------	----	------



Pierced stem design in solid mango.
Introduced: May 1, 2022

6H06-0643	609.00	Toga Martini Table	14Wx14Dx24H	30	6.07
-----------	--------	---------------------------	-------------	----	------



Features a cylindrical base cut from Banswara marble with a matching iron top, stem, and base plate in brass finish. Iron Plate affixed to base offers additional stability.
Introduced: May 1, 2022

6H06-0604	609.00	Tyro Triangle Table	19Wx17Dx24H	40	7.84
-----------	--------	----------------------------	-------------	----	------










Chiseled brass finish with black Kadappa marble top. Perfect as a stand alone accent piece or bunched in a pair. Stone top is sealed.
Introduced: May 1, 2022

Antiquities

Category: Accent Furniture, Entertainment, Office

Suite: 6__, 9__

Introduced: 8/1/2016 Country of Origin: Vietnam

Item	Price	Description	Size	Wt.	Cu.Ft.
	2009.00	44" Boatmaker's Cabinet 2 Wood doors, 1 Removable wood shelf, Ships with tip safety restraint kit The Spanish life; with three hour lunches and late night dinners where wine flows like water, one can imagine there was no place other than the beautiful Pyrenees where the inspiration to this cabinet was found. With its the tin top for serving wine, flat door with forged shutter hinges the cabinet is a stunning resemblance to the original 19th century wine tasting cabinets from the lush, mountainous and Mediterranean area or Northern Spain. Driftwood Oak finish with hand-tacked tin top.	44Wx10Dx30H	94	13.9
	3069.00	75" Boatmaker's Cabinet 4 Wood doors, 2 Removable wood shelves, Ships with tip safety restraint kit The Spanish life; with three hour lunches and late night dinners where wine flows like water, one can imagine there was no place other than the beautiful Pyrenees where the inspiration to this cabinet was found. With its the tin top for serving wine, flat door with forged shutter hinges the cabinet is a stunning resemblance to the original 19th century wine tasting cabinets from the lush, mountainous and Mediterranean area or Northern Spain. Driftwood Oak finish with hand-tacked tin top.	75Wx10Dx31H	160	20.2
	469.00	Ingrid Round Side Table Introduced: April 1, 2020	16Wx16Dx20.5H	57	6.28
	4669.00	Telluride 4 Door Credenza 4 Wood doors, 1 Tray drawer, 2 Adjustable wood shelves, Wine glass holders, Wire management Ships with tip safety restraint kit Introduced: December 1, 2019	80Wx19Dx34H	286	45.1
	4669.00	Meadow 4 Door Credenza 4 Wood doors, 2 Tray drawers, 2 Adjustable wood shelves, Wire management Ships with tip safety restraint kit Introduced: December 1, 2019	72Wx20Dx36H	262	43.5
	1009.00	Trellis Accent Table Introduced: May 1, 2019	18Wx18Dx24H	41	7.98
READY TO SHIP					
	2539.00	Fusion Two Door Cabinet 2 Wood doors, 2 Adjustable wood shelves, Wire management Ships with tip safety restraint kit Introduced: May 1, 2019	59Wx18Dx36H	220	32.4

NEW

Aries

Category: Dining

Suite: 4200

The simple silhouette of the Aries Dining Chair boasts a contemporary aesthetic, welcoming curves, and caster wheels for easy movement.



Introduced: 4/20/2023 **Country of Origin:** Vietnam

Item	Price	Description	Size	Wt.	Cu.Ft.
4200-N680	669.00	Dining Chair with Casters, Natural Natural shearling fabric	25.5Wx25.5Dx33H	43	14.21
4200-B680	669.00	Dining Chair with Casters, Bone Fabric 6432-0	25.5Wx25.5Dx33H	43	14.21
4200-G680	669.00	Dining Chair with Casters, Grey Fabric 6432-21	25.5Wx25.5Dx33H	43	14.21

Category: Occasional Tables	Artisanal Suite: 6728
------------------------------------	------------------------------

The Artisanal Collection combines pared down traditional elements with natural dry finishes for a fresh, casual sophistication. Inspirations were drawn from vintage pieces of British Campaign furniture and royal French style. Distinctive knotty elm veneers are enhanced with generous contrasting bands of darker wood. The earthy finishes easily combine brown and gray hues that evoke the natural look raw or aged wood. Surfaces are wire-brushed for an invitingly textural feel. Accent painted finishes include Hughes Grey and Butler's White, available on select pieces, with subtle brush strokes and wear marks.

Introduced: 3/1/2015 **Country of Origin:** Vietnam

Wood species: Knotty Elm veneers, Alder solids

Item # Codes:

6728 Chadwick Brown finish with Antiqued Bronze hardware

Item	Price	Description	Size	Wt.	Cu.Ft.
6728-0698	2669.00	Console Table 2 Drawers	72Wx18Dx34H	137	37.2
6728-0681	669.00	Bench Designed to set under the Console Table for convenient extra seating. Price shown is for each Bench , Sold in pairs only, KD Fabric is Mushroom(43% Rayon/34% Linen/14% Polyester/9% Cotton, Cleaning Code: S) Custom seats available, see below	16Wx24Dx19H	20	6.63
	769.00	Bench w/ COM Fabric Seat			
	769.00	Bench w/ Custom Fabric Seat - Grades 21-27			
	769.00	Bench w/ Custom Fabric Seat - Grades 28-35			
	819.00	Bench w/ Custom Leather Seat			
6S28-C681		*Custom Bench Seat When ordering in COM fabric reference as COM-S on order and allow 1 yard of fabric per chair seat		5	0.8
	100.00	COM Fabric			
	100.00	Fabric grades 21-27			
	100.00	Fabric grades 28-35			
	150.00	Leather			

***Benches(6__28-0681) come 2 per box so you must order a quantity of 2 Custom Bench Seats**

****Must order benches and seat(seat works with any finish bench)****

Ordering Options	6S28-C681
FABRIC or LEATHER	
NAIL HEAD TRIM	
<ul style="list-style-type: none"> • NONE-1(no nail head trim) • ABNAIL / NKNAIL / OBNAIL 	<p>—</p> <p>\$90</p>

Bella
Suite: 2572

Category: **Bedroom**

READY TO SHIP - select skus

The Bella Collection by Bassett recreates the vintage flea market look with charm and a captivating attention to detail. Bassett has faithfully recreated the Aged Whitestone chip-away finish to match those of prized antiques. The cottage style is accented by a worn pewter finish bar pull that gives Bella an eclectic feel. The oak tops on the cases are standard, and finished in a soft, warm gray finish with moderate aged effect including wire brushing. A textured stone top option is available on dressers and nightstands. Stone tops are sealed. Case pieces also feature soft self-closing drawer guides.

Corresponding Suites: 6572 9572

Introduced: 4/1/2017 Country of Origin: Vietnam

Wood species: Quartered Oak veneers, Asian hardwood solids

Item	Price	Description	Size	Wt.	Cu.Ft.
2572-0228	2809.00	9 Drawer Wood Top Dresser 9 Drawers, Cedar-lined bottom drawers, Ships with tip safety restraint kit	72Wx20Dx43H	287	48.96
2572-S228	3339.00	9 Drawer Stone Top Dresser 9 Drawers, Cedar-lined bottom drawers, Ships with tip safety restraint kit	72Wx20Dx43H	345	51.03
2572-0237	2269.00	6 Drawer Wood Top Dresser 6 Drawers, Cedar-lined bottom drawers, Ships with tip safety restraint kit	68Wx20Dx37H	234	41.21
2572-S237	2739.00	6 Drawer Stone Top Dresser 6 Drawers, Cedar-lined bottom drawers, Ships with tip safety restraint kit	68Wx20Dx37H	317	42.01
2572-0209	539.00	Round Mirror Beveled mirror Wall mount only with supplied hardware	44Wx44Dx2H	40	5.94
2572-0251	2269.00	5 Drawer Chest 5 Drawers, Cedar-lined bottom drawer, Ships with tip safety restraint kit	46Wx20Dx55H	228	40.05
2572-S251	2609.00	5 Drawer Stone Top Chest 5 Drawers, Cedar-lined bottom drawer, Ships with tip safety restraint kit	46Wx20Dx55H	228	40.05
2572-0257	1869.00	4 Drawer Chest 4 Drawers, Cedar-lined bottom drawer, Ships with tip safety restraint kit	48Wx20Dx42H	190	33.07
2572-0270	1069.00	Wood Top Nightstand 2 Drawers Power strip with outlet and 2 USB charging ports, Wire management, Ships with tip safety restraint kit	32Wx19Dx29.5H	101	15.95
2572-S270	1279.00	Stone Top Nightstand 2 Drawers Power strip with outlet and 2 USB charging ports, Wire management, Ships with tip safety restraint kit	32Wx19Dx29.5H	136	16.96
2572-0272	809.00	Wood Top Bedside Table 1 Drawer, 1 Fixed wood shelf Power strip with outlet and 2 USB charging ports, Wire management, Ships with tip safety restraint kit	24Wx19Dx29.5H	68	12.65
2572-S272	1009.00	Stone Top Bedside Table 1 Drawer, 1 Fixed wood shelf Power strip with outlet and 2 USB charging ports, Wire management, Ships with tip safety restraint kit	24Wx19Dx29.5H	97	12.85
2572-0281	389.00	Bench Fabric is Dove(80% Polyester/20% Linen, Cleaning Code: S) Custom seats available, see below. KD	26Wx18Dx20H	20	3.83
	489.00	Bench w/ COM Fabric Seat			
	489.00	Bench w/ Custom Fabric Seat - Grades 21-27			
	489.00	Bench w/ Custom Fabric Seat - Grades 28-35			
	539.00	Bench w/ Custom Leather Seat			
2S72-C281		Custom Bench Seat When ordering in COM fabric reference as COM-S on order and allow 1 yard of fabric per chair seat		5	0.8
	100.00	COM Fabric			
	100.00	Fabric grades 21-27			
	100.00	Fabric grades 28-35			
	150.00	Leather			

****Must order bench and seat****

Ordering Options	2S72-C281
FABRIC or LEATHER	

	Bella
Category: <i>Bedroom</i>	Suite: 2572

****Beds****

Item	Price	Description	Size	Wt.	Cu.Ft.
------	-------	-------------	------	-----	--------

Wood Panel Beds

Headboard can be used as stand alone with a bed frame

	1879.00	Complete Queen Panel Bed	67Wx89Dx67H		
2572-H159	1009.00	Panel Headboard Queen	67Wx4Dx67H	106	19.97
2572-F153	440.00	Panel Footboard Queen	66Wx3Dx16H	28	3.93
2572-R153	430.00	Wood Rails Queen	82Wx3Dx11H	65.5	5.02
	2279.00	Complete King Panel Bed	83Wx89Dx67H		
2572-H169	1339.00	Panel Headboard King/Cal King	83Wx4Dx67H	125	25.21
2572-F163	480.00	Panel Footboard King/Cal King	82Wx2Dx16H	33	4.83
2572-R163	460.00	Wood Rails King	82Wx3Dx11H	68	4.85
	2279.00	Complete Cal King Panel Bed	83Wx93Dx67H		
2572-H169	1339.00	Panel Headboard King/Cal King	83Wx4Dx67H	125	25.21
2572-F163	480.00	Panel Footboard King/Cal King	82Wx2Dx16H	33	4.83
2572-R173	460.00	Wood Rails Cal King	86Wx3Dx11H	79	6.29

Upholstered Panel Beds

Headboard can be used as stand alone with a bed frame

Fabric is Dove(80% Polyester/20% Linen, Cleaning Code: S)

Each bed will feature Worn Pewter nail head trim and gimp welting around the fabric

(if different finish nail head trim is requested please order custom version of headboard following)

	1489.00	Complete Twin Upholstered Bed	45Wx83Dx56H		
		Two rail height locations: one standard, one to accommodate a trundle(13" clearance)			
2572-H133	879.00	Upholstered Headboard Twin	45Wx4Dx56H	57	7.02
2572-F133	320.00	Panel Footboard Twin	44Wx3Dx21H	36	4.71
2572-R133	290.00	Wood Rails Twin	76Wx3Dx9H	27.5	2.79
	1749.00	Complete Full Upholstered Bed	61Wx83Dx56H		
2572-H143	939.00	Upholstered Headboard Full	61Wx4Dx56H	80	10.42
2572-F143	420.00	Panel Footboard Full	60Wx3Dx13H	45	5.37
2572-R143	390.00	Wood Rails Full	76Wx3Dx9H	27.5	2.79
	2209.00	Complete Queen Upholstered Bed	67Wx89Dx67H		
2572-H153	1339.00	Upholstered Headboard Queen	67Wx4Dx67H	105	19.9
2572-F153	440.00	Panel Footboard Queen	66Wx3Dx16H	28	3.93
2572-R153	430.00	Wood Rails Queen	82Wx3Dx11H	65.5	5.02
	2609.00	Complete King Upholstered Bed	83Wx89Dx67H		
2572-H163	1669.00	Uph Headboard King/Cal King	83Wx4Dx67H	134	25.3
2572-F163	480.00	Panel Footboard King/Cal King	82Wx2Dx16H	33	4.83
2572-R163	460.00	Wood Rails King	82Wx3Dx11H	68	4.85
	2609.00	Complete Cal King Upholstered Bed	83Wx93Dx67H		
2572-H163	1669.00	Uph Headboard King/Cal King	83Wx4Dx67H	134	25.3
2572-F163	480.00	Panel Footboard King/Cal King	82Wx2Dx16H	33	4.83
2572-R173	460.00	Wood Rails Cal King	86Wx3Dx11H	79	6.29

****See following pages for Custom Upholstered Panel Beds****

	Bella
Category: Bedroom	Suite: 2572

Item	Price	Description	Size	Wt.	Cu.Ft.
------	-------	-------------	------	-----	--------

Custom Upholstered Panel Beds

Headboard can be used as stand alone with a bed frame

Complete Twin Upholstered Bed - Fabric			45Wx83Dx56H		
	2079.00	Grade 21	2579.00	Grade 29	
	2149.00	Grade 22	2629.00	Grade 30	
	2219.00	Grade 23	2699.00	Grade 31	
	2269.00	Grade 24	2749.00	Grade 32	
	2339.00	Grade 25	2819.00	Grade 33	
	2389.00	Grade 26	2869.00	Grade 34	
	2459.00	Grade 27	2939.00	Grade 35	
	2509.00	Grade 28			
2572-H133F		Upholstered Headboard Twin		45Wx4Dx56H	57 7.02
	1469.00	Grade 21	1969.00	Grade 29	
	1539.00	Grade 22	2019.00	Grade 30	
	1609.00	Grade 23	2089.00	Grade 31	
	1659.00	Grade 24	2139.00	Grade 32	
	1729.00	Grade 25	2209.00	Grade 33	
	1779.00	Grade 26	2259.00	Grade 34	
	1849.00	Grade 27	2329.00	Grade 35	
	1899.00	Grade 28			
2572-F133	320.00	Panel Footboard Twin		44Wx3Dx21H	36 4.71
2572-R133	290.00	Wood Rails Twin		76Wx3Dx9H	27.5 2.79

Ordering Options

	2572-H133F
FABRIC	
NAIL HEAD TRIM	
• ABNAIL / NKNAIL / OBMAIL	—

- ▶ If selected, the nail head trim will be the small size(3/8") and will be spaced.
- ▶ There are no ordering options for the footboards and rails, they are stocked items only

Complete Full Upholstered Bed - Fabric			61Wx83Dx56H		
	2349.00	Grade 21	2879.00	Grade 29	
	2459.00	Grade 22	2939.00	Grade 30	
	2519.00	Grade 23	2999.00	Grade 31	
	2579.00	Grade 24	3059.00	Grade 32	
	2639.00	Grade 25	3119.00	Grade 33	
	2699.00	Grade 26	3179.00	Grade 34	
	2759.00	Grade 27	3239.00	Grade 35	
	2819.00	Grade 28			
2572-H143F		Upholstered Headboard Full		61Wx4Dx56H	80 10.42
	1539.00	Grade 21	2069.00	Grade 29	
	1649.00	Grade 22	2129.00	Grade 30	
	1709.00	Grade 23	2189.00	Grade 31	
	1769.00	Grade 24	2249.00	Grade 32	
	1829.00	Grade 25	2309.00	Grade 33	
	1889.00	Grade 26	2369.00	Grade 34	
	1949.00	Grade 27	2429.00	Grade 35	
	2009.00	Grade 28			
2572-F143	420.00	Panel Footboard Full		60Wx3Dx13H	45 5.37
2572-R143	390.00	Wood Rails Full		76Wx3Dx9H	27.5 2.79

Ordering Options

	2572-H143F
FABRIC	
NAIL HEAD TRIM	
• ABNAIL / NKNAIL / OBMAIL	—

- ▶ If selected, the nail head trim will be the small size(3/8") and will be spaced.
- ▶ There are no ordering options for the footboards and rails, they are stocked items only

****See following page for additional sizes****

	Bella
Category: Bedroom	Suite: 2572

Item	Price	Description	Size	Wt.	Cu.Ft.
Complete Queen Upholstered Bed - Fabric			67Wx89Dx67H		
	2939.00	Grade 21			
	3039.00	Grade 22			
	3089.00	Grade 23			
	3159.00	Grade 24			
	3209.00	Grade 25			
	3279.00	Grade 26			
	3329.00	Grade 27			
	3399.00	Grade 28			
2572-H153F		Upholstered Headboard Queen	67Wx4Dx67H	105	19.9
	2069.00	Grade 21			
	2169.00	Grade 22			
	2219.00	Grade 23			
	2289.00	Grade 24			
	2339.00	Grade 25			
	2409.00	Grade 26			
	2459.00	Grade 27			
	2529.00	Grade 28			
2572-F153	440.00	Panel Footboard Queen	66Wx3Dx16H	28	3.93
2572-R153	430.00	Wood Rails Queen	82Wx3Dx11H	66	5.02

<i>Ordering Options</i>	2572-H153F
FABRIC	
NAIL HEAD TRIM	
• ABNAIL / NKNAI / OBNAI	—

- ▶ If selected, the nail head trim will be the small size(3/8") and will be spaced.
- ▶ There are no ordering options for the footboards and rails, they are stocked items only

Complete King Upholstered Bed - Fabric			83Wx89Dx67H		
	3349.00	Grade 21			
	3449.00	Grade 22			
	3509.00	Grade 23			
	3569.00	Grade 24			
	3629.00	Grade 25			
	3689.00	Grade 26			
	3749.00	Grade 27			
	3809.00	Grade 28			
2572-H163F		Upholstered Headboard King/Cal King	83Wx4Dx67H	134	25.3
	2409.00	Grade 21			
	2509.00	Grade 22			
	2569.00	Grade 23			
	2629.00	Grade 24			
	2689.00	Grade 25			
	2749.00	Grade 26			
	2809.00	Grade 27			
	2869.00	Grade 28			
2572-F163	480.00	Panel Footboard King/Cal King	82Wx2Dx16H	33	4.83
2572-R163	460.00	Wood Rails King	82Wx3Dx11H	68	4.85

<i>Ordering Options</i>	2572-H163F
FABRIC	
NAIL HEAD TRIM	
• ABNAIL / NKNAI / OBNAI	—

- ▶ If selected, the nail head trim will be the small size(3/8") and will be spaced.
- ▶ There are no ordering options for the footboards and rails, they are stocked items only

****See following page for additional sizes and COM requirements****

Bella
Suite: 2572

Category: Bedroom

Item	Price	Description	Size	Wt.	Cu.Ft.
Complete Cal King Upholstered Bed - Fabric			83Wx93Dx67H		
	3349.00	Grade 21			
	3449.00	Grade 22			
	3509.00	Grade 23			
	3569.00	Grade 24			
	3629.00	Grade 25			
	3689.00	Grade 26			
	3749.00	Grade 27			
	3809.00	Grade 28			
2572-H163F		Upholstered Headboard King/Cal King	83Wx4Dx67H	134	25.3
	2409.00	Grade 21			
	2509.00	Grade 22			
	2569.00	Grade 23			
	2629.00	Grade 24			
	2689.00	Grade 25			
	2749.00	Grade 26			
	2809.00	Grade 27			
	2869.00	Grade 28			
2572-F163	480.00	Panel Footboard King/Cal King	82Wx2Dx16H	33	4.83
2572-R173	460.00	Wood Rails Cal King	86Wx3Dx11H	79	6.29

Ordering Options		2572-H163F
FABRIC		
NAIL HEAD TRIM		
• ABNAIL / NKNAIL / OBNAIL		—

- ▶ If selected, the nail head trim will be the small size(3/8") and will be spaced.
- ▶ There are no ordering options for the footboards a Chair seat height-19.5". Sold in pairs only.

COM Yardage Requirements-Fabric only

Please reference the COM Program Procedures at the front of the price book for any necessary information.

Item	Plain Railroad	Plain Up the Bolt	Small Stripe Railroad	Wide Stripes or Plaids	Center Match
2572-H133F	1.7	1.9	2.2	2.5	2.7
2572-H143F	2.0	2.2	2.5	2.8	3.0
2572-H153F	2.2	2.4	2.8	3.2	3.4
2572-H163F	2.6	2.9	3.4	3.8	4.1

Category: Occasional Tables	Bella Suite: 6572
------------------------------------	--------------------------

The Bella Collection by Bassett recreates the vintage flea market look with charm and a captivating attention to detail. Bassett has faithfully recreated the Aged Whitestone chip-away finish to match those of prized antiques. The oak tops are finished in a soft, warm gray finish with moderate aged effect including wire brushing.

Corresponding Suites: 2572 9572

Introduced: 4/1/2018 **Country of Origin:** Vietnam

Wood species: Quartered Oak veneers, Asian hardwood solids

Item	Price	Description	Size	Wt.	Cu.Ft.
6572-0274	1339.00	Round Bedside Table KD	25Wx25Dx25H	46	12.37
6572-0605	1469.00	Round Cocktail Table 1 Fixed wood shelf KD	38Wx38Dx18H	86	8.24
6572-0613	1209.00	Rectangular Cocktail Table 1 Fixed wood shelf KD	54Wx30Dx17H	70	9.87
6572-0625	609.00	Bunching Cocktail Table 1 Fixed wood shelf KD	20Wx20Dx18H	26	2.8
6572-0661	609.00	Chairside Table 1 Fixed wood shelf KD	16Wx26Dx25H	28.6	3.04
6572-0699	1209.00	Console Table 1 Fixed wood shelf KD	80Wx16Dx32H	75	8.05

Category: Home Entertainment, Home Office, Storage	Bella Suite: 9572
---	--------------------------

The Bella Collection by Bassett recreates the vintage flea market look with charm and a captivating attention to detail. Bassett has faithfully recreated the Aged Whitestone chip-away finish to match those of prized antiques. The cottage style is accented by a worn pewter finish bar pull that gives Bella an eclectic feel. The oak tops are finished in a soft, warm gray finish with moderate aged effect including wire brushing.

The backs of the Drawer Bases, Door Bases, Open Hutches, and Door Hutches are lightly stained and not fully finished; not designed to float in a room. The back panels on the hutches will be finished in Warm Grey.

Corresponding Suites: 2572 6572

Introduced: 4/1/2018 **Country of Origin:** Vietnam

Wood species: Flat Cut Birch and Quartered Oak veneers, Asian hardwood solids

Item	Price	Description	Size	Wt.	Cu.Ft.
Tops(Warm Gray finish)					
All Drawer and Door bases require a Top for finished top appearance					
9572-TP20	209.00	20" Top	20Wx20Dx1H	13	1.39
9572-TP40	269.00	40" Top	40Wx20Dx1H	26	2.49
9572-TP60	409.00	60" Top	60Wx20Dx1H	39	3.44
9572-TP80	539.00	80" Top	80Wx20Dx1H	51	4.43
9572-T100	609.00	100" Top	100Wx20Dx1H	64	5.51
9572-T120	739.00	120" Top	120Wx20Dx1H	78	6.55
Drawer Bases(Aged Whitestone finish)					
9572-0220	1340.00	20" Drawer Base 2 Drawers, 1 File drawer(holds letter size or legal size), Ships with tip safety restraint kit	20Wx19Dx29H	118	11
9572-0240	1940.00	40" Drawer Base 2 Drawers, 1 File drawer(holds letter size or legal size), Ships with tip safety restraint kit	40Wx19Dx29H	149	20.3
9572-0260	2600.00	60" Drawer Base 4 Drawers, 2 File drawers(holds letter size or legal size), Ships with tip safety restraint kit	60Wx19Dx29H	175	30.1
Door Bases(Aged Whitestone finish-Warm Grey finish on back panels)					
9572-0840	1870.00	40" Door Base 2 Sliding doors with 2 options: wood or glass 2 Adjustable wood shelves, Wire management, Ships with tip safety restraint kit	40Wx19Dx29H	118	20.3
9572-0860	2200.00	60" Door Base 2 Sliding doors with 2 options: wood or glass 2 Adjustable wood shelves, Wire management, Ships with tip safety restraint kit	60Wx19Dx29H	158	29.7
Open Hutches(Aged Whitestone finish-Warm Grey finish on back panels)					
9572-0520	1070.00	20" Open Hutch 1 Fixed wood shelf, 2 Adjustable wood shelves, Wire management, Ships with tip safety restraint kit	20Wx12Dx54H	68	12.4
9572-0540	1800.00	40" Open Hutch 1 Fixed wood shelf, 2 Adjustable wood shelves, Wire management, Ships with tip safety restraint kit	40Wx12Dx54H	113	23.5
9572-0560	2200.00	60" Open Hutch 1 Fixed wood shelf, 2 Adjustable wood shelves, Wire management, Ships with tip safety restraint kit	60Wx12Dx54H	155	33.8
Door Hutches(Aged Whitestone finish-Warm Grey finish on back panels)					
9572-0740	2200.00	40" Door Hutch 2 Sliding glass doors, 2 Fixed wood shelves, 4 Adjustable wood shelves, Wire management Ships with tip safety restraint kit	40Wx12Dx54H	158	23.2
9572-0760	2800.00	60" Door Hutch 2 Sliding glass doors, 2 Fixed wood shelves, 4 Adjustable wood shelves, Wire management Ships with tip safety restraint kit	60Wx12Dx54H	212	33.5
Entertainment Unit					
9572-0872	3339.00	Entertainment Credenza Top included on this item(do not order separately) 4 Wood doors, 2 Tray drawers(1 behind each end door), Ships with tip safety restraint kit 2 Fixed wood shelves(1 behind each end door), 2 Adjustable wood shelves in center, Wire management	72Wx20Dx34H	239	40.8
Desks(finished on all sides)					
9572-0854	2139.00	54" Writing Desk 3 Drawers, Ships with tip safety restraint kit	54Wx28Dx31H	133	37.9
9572-0864	2269.00	64" Writing Desk 3 Drawers, Ships with tip safety restraint kit	64Wx28Dx31H	146	45.3

NEW - Available August 2023**Bora Bora****Category: Occasional Tables****Suite: 6W22**

Generous in proportion and scale, the Bora Bora occasional is ideal for larger seating arrangements. Featuring a faux travertine finish and simple spherical shape, the tables offer a casual, contemporary vibe.

Introduced: 4/20/2023 **Country of Origin:** Vietnam

Item # Codes:

6W22-0605B Coconut Shell finish

6W22-0605S Travertine faux stone

Indicate "B" or "S" in place of "_" when ordering

Example: **6W22-0605S** for a Round Cocktail in Travertine faux stone

Item	Price	Description	Size	Wt.	Cu.Ft.
6W22-0605_	1869.00	Round Cocktail Table	46Wx46Dx16.5H		29.3
6W22-0641_	809.00	Round End Table	22Wx22Dx20.5H		7.92

NEW - Available August 2023

**Boyce
Suite: 4200**

Category: *Dining*

The shelter silhouette of the Boyce Chair is where modern aesthetics meet classic style. Featuring gentle, welcoming curves and caster wheels for easy arranging, Boyce is stocked in two, Crypton performance fabrics.



Introduced: 4/20/2023 **Country of Origin:** Vietnam

Item	Price	Description	Size	Wt.	Cu.Ft.
4200-B685	609.00	Dining Chair with Casters, Bone Fabric 6432-0	24.5Wx26Dx37H	35	11.7
4200-G685	609.00	Dining Chair with Casters, Grey Fabric 6432-21	24.5Wx26D.5x37H	35	11.7

NEW

Category: Home Office

**Capron
Suite: 4200**

A stunning mix of leather and chrome, the Capron office chair features a sleek, modern silhouette with an adjustable swivel base. Seat height ranges from 18.5" to 21.75".



Introduced: 4/20/2023 **Country of Origin:** Vietnam

Item	Price	Description	Size	Wt.	Cu.Ft.
4200-AN85	1069.00	Home Office Chair - White Leather Overall height ranges from 35.5" - 39" based on seat height	22Wx28Dx39H	43	12
4200-SH85	1069.00	Home Office Chair - Light Grey Leather Overall height ranges from 35.5" - 39" based on seat height	22Wx28Dx39H	43	12
4200-MB85	1069.00	Home Office Chair - Mid Brown Leather Overall height ranges from 35.5" - 39" based on seat height	22Wx28Dx39H	43	12

Category: Bedroom	Charlotte
	Suite: 2511, 2611
READY TO SHIP - select skus in Tavern only	

Pared down traditional styling, featuring clean lines with understated neoclassical inset rosettes, in fresh finishes for today's lifestyles. Tapered legs with metal ferrules and ring pull hardware complete the timeless look. Charlotte is inspired by French neoclassical designs of Louis XVI with tapered legs, carved motifs and a pleasing symmetry, yet updated with a modern simplicity and functionality.

Features soft close drawers on case pieces.

Introduced: 7/1/2020 **Country of Origin:** Vietnam

Wood species: Elm veneers, Asian hardwood solids

Item # Codes:

- 2511** Washed Elm finish with Antique Pewter hardware and matching ferrules on feet
- 2611** Tavern finish with Antique Pewter hardware and matching ferrules on feet

Indicate "5" or "6" in place of "__" when ordering

Example: 2511-0237 for a Dresser in Washed Elm finish

Item	Price	Description	Size	Wt.	Cu.Ft.
2__11-0237	1939.00	Dresser 6 Drawers, Cedar-lined bottom drawers. Ships with tip safety restraint kit	68Wx20Dx37H	224	32.2
2__11-0251	1869.00	Drawer Chest 5 Drawers, Cedar-lined bottom drawer. Ships with tip safety restraint kit	38Wx19Dx53H	185	26.5
2__11-0270	939.00	Nightstand 2 Drawers. Power strip with outlet and 2 USB charging ports, Wire management Ships with tip safety restraint kit	32Wx19Dx30H	108	11.7
2__11-0271	809.00	Bedside Table 1 Drawer, 1 Fixed bottom wood shelf. Power strip with outlet and 2 USB charging ports, Wire management Ships with tip safety restraint kit	28Wx19Dx30H	88	10.7

****Beds****

Wood Panel Beds

Headboard can be used as stand alone with a bed frame

	1749.00	Complete Queen Panel Bed	64Wx87Dx58H		
2__11-H159	939.00	Panel Headboard Queen	64Wx2.5Dx58H	87	13.3
2__11-F158	520.00	Low Panel Footboard Queen	64Wx2.5Dx18H	32	4.71
2__11-R159	290.00	Wood Rails Queen	82Wx2Dx9.5H	59	4.63
	2019.00	Complete King Panel Bed	80Wx87Dx58H		
2__11-H169	1209.00	Panel Headboard King/Cal King	80Wx2.5Dx58H	104	16.7
2__11-F168	460.00	Low Panel Footboard King/Cal King	80Wx2.5Dx18H	39	5.82
2__11-R169	350.00	Wood Rails King	82Wx2Dx9.5H	65	4.72
	2019.00	Complete Cal King Panel Bed	80Wx91Dx58H		
2__11-H169	1209.00	Panel Headboard King/Cal King	80Wx2.5Dx58H	104	16.7
2__11-F168	460.00	Panel Footboard King/Cal King	80Wx2.5Dx18H	39	5.82
2__11-R179	350.00	Wood Rails Cal King	86Wx3Dx9.5H	77	6.13

****See following page for Upholstered Beds****

Category: Bedroom	Charlotte
	Suite: 2511, 2611
READY TO SHIP - select skus in Tavern only	

Item # Codes:

- 2511** Washed Elm finish with Antique Pewter hardware and matching ferrules on feet
- 2611** Tavern finish with Antique Pewter hardware and matching ferrules on feet

Indicate "5" or "6" in place of "___" when ordering

Example: **2511-0237** for a Dresser in Washed Elm finish

Item	Price	Description	Size	Wt.	Cu.Ft.
------	-------	-------------	------	-----	--------

Upholstered Beds(upholstered headboard and footboard)

Headboard can be used as stand alone with a bed frame

Fabric is upholstery # 1540-1 Oatmeal(53% Cotton, 47% Polyester, Cleaning Code: S) - *Please note this fabric is not treated with performance finish*

		2289.00 Complete Queen Upholstered Bed	64Wx87Dx58H		
2__11-H153	1209.00	Upholstered Headboard Queen	64Wx3Dx58H	89	14.6
2__11-F153	790.00	Upholstered Footboard Queen	64Wx3Dx33H	59	8.74
2__11-R159	290.00	Wood Rails Queen	82Wx2Dx9.5H	59	4.63
		2409.00 Complete King Upholstered Bed	80Wx87Dx58H		
2__11-H163	1269.00	Upholstered Headboard King/Cal King	80Wx3Dx58H	108	18
2__11-F163	790.00	Upholstered Footboard King/Cal King	80Wx3Dx33H	72	10.9
2__11-R169	350.00	Wood Rails King	82Wx2Dx9.5H	65	4.72
		2409.00 Complete Cal King Upholstered Bed	80Wx91Dx58H		
2__11-H163	1269.00	Upholstered Headboard King/Cal King	80Wx3Dx58H	108	18
2__11-F163	790.00	Upholstered Footboard King/Cal King	80Wx3Dx33H	72	10.9
2__11-R179	350.00	Wood Rails Cal King	86Wx3Dx9.5H	77	6.13

Upholstered Beds(upholstered headboard and low panel footboard)

Headboard can be used as stand alone with a bed frame

Fabric is upholstery # 1540-1 Oatmeal(53% Cotton, 47% Polyester, Cleaning Code: S) - *Please note this fabric is not treated with performance finish*

		2019.00 Complete Queen Upholstered Bed	64Wx87Dx58H		
2__11-H153	1209.00	Upholstered Headboard Queen	64Wx3Dx58H	89	14.6
2__11-F158	520.00	Low Panel Footboard Queen	64Wx2.5Dx18H	32	4.71
2__11-R159	290.00	Wood Rails Queen	82Wx2Dx9.5H	59	4.63
		2079.00 Complete King Upholstered Bed	80Wx87Dx58H		
2__11-H163	1269.00	Upholstered Headboard King/Cal King	80Wx3Dx58H	108	18
2__11-F168	460.00	Low Panel Footboard King/Cal King	80Wx2.5Dx18H	39	5.82
2__11-R169	350.00	Wood Rails King	82Wx2Dx9.5H	65	4.72
		2079.00 Complete Cal King Upholstered Bed	80Wx91Dx58H		
2__11-H163	1269.00	Upholstered Headboard King/Cal King	80Wx3Dx58H	108	18
2__11-F168	460.00	Low Panel Footboard King/Cal King	80Wx2.5Dx18H	39	5.82
2__11-R179	350.00	Wood Rails Cal King	86Wx3Dx9.5H	77	6.13

NEW - Available July 2023**Cooper
4322****Category: Dining Room**

Cooper features non-wormy maple veneers and solids. Tapered legs and apron are solid while the tops, available with one or two leaves, are veneered. Finish is similar to BM Alpine White, but without the natural mineral streaks inherent to Bench*Made Maple.

Introduced: 4/1/2023 **Country of Origin:** USA

Item	Price	Description	Size	Wt.	Cu.Ft.
4322-4060LC1	2539.00	60" Maple Rectangle Dining Table 1 Leaf, 18W, Extends to 78, Seats up to 6 From floor to bottom of apron is 25 5/8". Space between legs is 50 1/2" without leaf, 68 1/2" with leaf	60Wx40Dx30H	171	18.88
4322-4060LC2	2809.00	60" Maple Rectangle Dining Table 2 Leaves, 18W, Extends to 96, Seats up to 8 From floor to bottom of apron is 25 5/8". Space between legs is 50 1/2" without leaf, 86 1/2" with leaves	60Wx40Dx30H	191	18.88

Category: Dining	Corbin Suite: 4122
-------------------------	---------------------------

The Corbin Table features a cylindrical base made from a cast stone composite with intricate beaded detail giving it an organic texture. The base pairs with a wood top crafted from white oak veneers, lightly wire brushed with minimal distressing. The entire table is finished in Corbin white (similar to BM Vintage white but with grey undertones).

Introduced: 10/1/2022 **Country of Origin:** USA

Item	Price	Description	Size	Wt.	Cu.Ft.
	4479.00	Complete Round Dining Table	54Wx54Dx30H		
4122-5454CW	1629.00	Round Dining Top	54Wx54Dx1H	32	16.8
4122-TB29	2850.00	Round Dining Base	29Wx29Dx29H	50	14.8

Category: **Bedroom****Courtland
Suite: 2571**

Clean and simple with subtly rich design details, the Courtland bedroom is casually elegant with timeless appeal. Crafted from solid oak and white oak veneers, the cases feature mitered joinery, framed drawer fronts with a tapered foot. Gently distressed, the cerused Blond Oak finish highlights the natural beauty of the wood grain. Each case is adorned with Italian leather pulls fastened with solid brass with a decorative inlay. The collection includes a classic panel bed or a grand, canopy poster bed with an upholstered headboard and footboard. Case pieces feature soft self-closing drawer guides. Headboard fabric is a performance, Revolution fabric 1583-0.

Introduced: 10/1/2022 **Country of Origin:** Vietnam

Wood species: Solid Oak and Veneers

Item	Price	Description	Size	Wt.	Cu.Ft.
2571-0237	3339.00	6 Drawer Dresser 6 Drawers, Cedar-lined bottom drawers, Ships with tip safety restraint kit	64Wx20.25Dx35H	235	39.6
2571-0238	4009.00	Low Dresser 6 Drawers, Cedar-lined bottom drawers, Ships with tip safety restraint kit	72Wx20.25Dx33.75H	248	42.66
2571-0251	3339.00	5 Drawer Chest 5 Drawers, Cedar-lined bottom drawer, Ships with tip safety restraint kit	38Wx20.25Dx51.5H	212	34.24
2571-0270	1739.00	3 Drawer Nightstand 3 Drawers Power strip with outlet and 2 USB charging ports, Wire management, Ships with tip safety restraint kit	32Wx19Dx29H	133	17.32
2571-0271 NEW	1209.00	1 Drawer Bedside Table 1 Drawer Power strip with outlet and 2 USB charging ports, Wire management, Ships with tip safety restraint kit	24x19.25x26.5	84.1	12.24

****Beds****

Panel Bed

Panel Headboard can be used as stand alone with a bed frame

	2287.00	Complete Queen Panel Bed	63.25Wx85.75Dx61.25H		
2571-H159	1229.00	Panel Headboard Queen	63.25Wx2.25Dx61.25H	97	16.79
2571-F159	529.00	Panel Footboard Queen	63.25Wx2.25Dx18.25H	40	6.01
2571-R159	529.00	Wood Rails Queen	82Wx2.25Dx7.75H	52	4.75
	2678.00	Complete King Panel Bed	79.25Wx85.75Dx61.25H		
2571-H169	1549.00	Panel Headboard King/Cal King	79.25Wx2.25Dx61.25H	119	27.1
2571-F169	579.00	Panel Footboard King/Cal King	79.25Wx2.25Dx18.25H	46	9.84
2571-R169	550.00	Wood Rails King	82Wx2.25Dx7.75H	55	4.96
	2898.00	Complete Cal King Panel Bed	79.25Wx89.75Dx61.25H		
2571-H169	1549.00	Panel Headboard King/Cal King	79.25Wx2.25Dx61.25H	119	27.1
2571-F169	579.00	Panel Footboard King/Cal King	79.25Wx2.25Dx18.25H	46	9.84
2571-R179	770.00	Wood Rails Cal King	86Wx3Dx7.75H	65	4.88

Upholstered Panel Beds w/Canopy

Sold as a full canopy bed which includes headboard, footboard, rails, & canopy.
Fabric is 1583-0 Snow (98% Polypropylene/2% Polyester, Cleaning Code: WS)

	3768.00	Complete Queen Upholstered Bed w/Canopy	63.25Wx87.5Dx84H		
2571-H173	1649.00	Upholstered Headboard Queen	63.25Wx3.25Dx81.75H	99	15.9
2571-F173	850.00	Panel Footboard Queen	63.25Wx3.75Dx81.75H	50	4.41
2571-R159	529.00	Wood Rails Queen	82Wx2.25Dx7.75H	52	6.22
2571-C173	740.00	Queen Canopy	63.25Wx86.5Dx2.25H	44	4.33
	4019.00	Complete King Upholstered Bed w/Canopy	79.25Wx87.5Dx84H		
2571-H183	1779.00	Uph Headboard King/Cal King	79.25Wx3.25Dx81.75H	123	20.4
2571-F183	900.00	Panel Footboard King/Cal King	79.25Wx3.75Dx81.25H	71	5.47
2571-R169	550.00	Wood Rails King	81Wx2Dx13H	55	5.41
2571-C183	790.00	King Canopy	79.25Wx86.5Dx2.25H	49	4.33
	4299.00	Complete Cal King Upholstered Bed w/Canopy	79.25Wx91.5Dx84H		
2571-H183	1779.00	Uph Headboard King/Cal King	79.25Wx3.25Dx81.75H	123	20.4
2571-F183	900.00	Panel Footboard King/Cal King	79.25Wx3.75Dx81.25H	71	5.47
2571-R179	770.00	Wood Rails Cal King	86Wx3Dx7.75H	65	6.88
2571-C193	850.00	Cal King Canopy	79.25Wx90.5Dx2.25H	49	4.52

NEW - Available August 2023



**Courtland
Suite: 6F71**

Category: Accents

Clean and simple with subtly rich design details, Courtland is casually elegant with timeless appeal. Crafted from solid oak and white oak veneers, the cases feature mitered joinery and a tapered foot. Gently distressed, the cerused Blond Oak finish highlights the natural beauty of the wood grain. Each case is adorned with Italian leather pulls fastened with solid brass with a decorative inlay.

Introduced: 4/20/2023 **Country of Origin:** Vietnam

Wood species: Solid Oak and Veneers

Item	Price	Description	Size	Wt.	Cu.Ft.
6F71-0860	2869.00	Three Door Console 3 Glass Doors Adjustable shelf behind 2 doors 2 adjustable shelves bheind RSF door	59Wx18Dx30H	172	23.4
					
6F71-0878	3539.00	Four Door Console 4 Glass Doors Verticl center devide 1 adjustable shelf on each side	78Wx18Dx30H	212	30.54
					

NEW - Available August 2023**Emory****Category: Occasional Tables****Suite: 9441**

Thoughtfully designed with textural elements in a high contrast palette, the Emory storage pieces offer style and function for any living space. Traditional lines are emphasized by a deep black stained oak with doors framed in a natural woven cane and antique pewter hardware. Pieces are designed to be stand alone or bunched together for additional shelving or storage.

Introduced: 4/1/2023 **Country of Origin:** Vietnam

Wood species: Oak Veneers, Asian hardwoods

Item	Price	Description	Size	Wt.	Cu.Ft.
9441-0682	3339.00	Bookcase Five adjustable shelves total, one fixed just above doors Wire Management. Ships with tip safety restraint kit	36Wx20Dx74H	170	40.68
9441-0840	2409.00	Two Door Console 2 Doors with inserts? 1 Fixed wood shelf Wire Management. Ships with tip safety restraint kit	42Wx21Dx39H	90	24.45
9441-0876	3939.00	Four Door Console 4 Doors with inserts? 1 Fixed wood shelf Wire Management. Ships with tip safety restraint kit	84Wx21Dx39H	170	47.23

NEW - Available July 2023**Exeter****Category: Occasional Tables****Suite: 6M44**

The Exeter tables feature a linear design with a welded metal base in a rich textured bronze hue. With a honed Greystone marble top, these handsome tables are solid both in style and construction. A distinctive addition to any living space. Marble tops are sealed.

Introduced: 4/1/2023 **Country of Origin:** Mexico

Item	Price	Description	Size	Wt.	Cu.Ft.
6M44-0613	1339.00	Rectangle Cocktail Table	48Wx28Dx18H	140	16.7
6M44-0661	539.00	Chairside Table	16Wx10Dx24H	41	3.68
6M44-0665	739.00	End Table	24Wx20Dx25H	89	9.61
6M44-0699	1339.00	Console Table	60Wx16Dx30H	110	22.69

Category: Home Entertainment, Home Office, Storage

**Forsyth
Suite: 6792**

With its modular design and deep, rich finish highlighting the natural beauty of quarter-sawn oak, the Forsyth home office and storage collection offers an ideal blend of form and function. Individual storage components can be put together in custom configurations to create versatile solutions, whether designing a large executive office or a work-from-home nook within a great room or small urban loft. Seamless crowns and bases, available in 4 sizes, help to create a custom, built-in look. Storage choices include open shelving, glass or wood door units, drawers with soft-closing glides, file drawers, barrister hutches and more. Desk options include a stately Executive Desk and a clean-lined, adjustable, Sawhorse Desk. Finish is Stout Brown Oak with pewter hardware.

Introduced: 10/1/2020 **Country of Origin:** Vietnam

Wood species: Quarter Sawn White Oak veneers, Asian hardwood solids

Item	Price	Description	Size	Wt.	Cu.Ft.
Desks(finished on all sides)					
6792-0810	1339.00	Writing Desk	64Wx26Dx32H	120	12.3
		1 Keyboard drawer with drop down front, 2 Standard drawers with removable pencil trays Power strip with 3 outlets, Wire Management Finished on all sides, Ships with tip safety restraint kit			
6792-0866	2669.00	Executive Desk	66.5Wx33.5Dx30H	356	57.7
		2 Pull-out work surfaces, 1 Keyboard drawer with drop down front, 4 Standard drawers, 2 Locking file drawers(holds letter size or legal size) 1 Hidden wood door on back on each pedestal, 1 Fixed wood shelf Wire management, Finished on all sides, Ships with tip safety restraint kit			

Halifax**Suite: 6M25****Category: Occasional Tables**

Stunning in their simplicity, the Halifax tables feature a classic midcentury design with solid iron bases offered in two different stone top options. The Chocolate travertine's brown colors reflect the Mestizo character of the mountains of Puebla, with warm variations of tones created by the different types of sand as they solidify through the passage of time. The Black San Luis stone is solid marble with shades of black, blue and grey, extracted from the mountains of the Sierra Madera Oriental in central Mexico with colors that exude sobriety and elegance. The stone is unsealed.

Finishes:

C - Chocolate Travertine

E - Black San Luis Marble

Introduced: 10/1/2022 **Country of Origin:** Mexico

Item	Price	Description	Size	Wt.	Cu.Ft.
6M25-0605C	1469.00	Round Cocktail Table	42Wx42Dx15H	129	21.2
6M25-0605E	1469.00	Round Cocktail Table	42Wx42Dx15H	141	21.2
6M25-0641C	789.00	Round Lamp Table	24Wx24Dx24H	50	13.08
6M25-0641E	789.00	Round Lamp Table	24Wx24Dx24H	51	13.1

Category: Accent Furniture	Highland Suite: 6571
-----------------------------------	-----------------------------

Featuring an open, symmetrical design, the Highland etagere has four fixed wood shelves with generous space for storing books, art and decorative accents. Crafted of solid oak and white oak veneers.
Finish: Blonde Oak

Introduced: 10/1/2022 **Country of Origin:** Vietnam

Item	Price	Description	Size	Wt.	Cu.Ft.
6571-0682	2669.00	Etagere	39Wx16Dx84H	163	45.49



Category: Dining	Keller Suite: 4100
-------------------------	---------------------------

The Keller chairs offer a unique blend of natural materials with style and scale appropriate for a dining setting or extra seating in a living room or den. Crafted of solid Acacia finished in a light Amber finish, the chair features elegant sloped arms and a natural cane back for an open and breezy look. The seat cushion is upholstered in a brown, top-grain, Italian leather.

Introduced: 10/1/2022 **Country of Origin:** India

Item	Price	Description	Size	Wt.	Cu.Ft.
4100-0685	809.00	Keller Dining Chair	21x27x36	26.5	14.09



Category: Accent Furniture	Kenbridge Suite: 4500
-----------------------------------	------------------------------

Fashion-forward design mixes metal and fabric to perfection. The Kenbridge benches feature hammered iron bases in a brass finish for a sophisticated statement. Two sizes available, which can be beautiful in pairs by the fireplace, in an entry or placed at the end of bed. Seat cushions are available in all graded fabrics.

Introduced: 10/1/2022 **Country of Origin:** India / USA

Item	Price	Description	Size	Wt.	Cu.Ft.
	688.00	Complete Small Iron Bench w/Upholstered seat	20Wx20Dx18H		
4500-F681	479.00	Small Iron Bench Frame	20Wx20Dx18H	33	2.54
4500-C681	209.00	Small Iron Bench Seat	21.5Wx18.5Dx4H	7	
	1349.00	Complete Large Iron Bench w/Upholstered Seat	60Wx20Dx18H		
4500-F781	1020.00	Large Iron Bench Frame	60Wx20Dx18H	66	12.56
4500-C781	329.00	Large Iron Bench Seat	60Wx18Dx4H	22	

Ordering Options	4500-C__81
SEAT FABRIC	

COM Yardage Requirements-Fabric only

Please reference the COM Program Procedures at the front of the price book for any necessary information.

Item	Plain Railroad	Plain Up the Bolt
4500-C681	0.9	1.2
4500-C781	2.1	2.7

**Keswick
Suite: 6216**

Category: Occasional

Featuring white Banswarra marble tops and iron bases in a subtle brass finish, the Keswick tables exude a feeling of modern luxury. Versatile in both size and Scale, each base is individually hammered by hand offering a unique texture which blends effortlessly with the natural beauty of marble. Marble tops are sealed.

Introduced: 5/1/2022 **Country of Origin:** India

Item	Price	Description	Size	Wt.	Cu.Ft.
	1619.00	Complete Round Cocktail Table	42Wx42Dx16H		
6216-0605T	850.00	Round Cocktail Marble Top	42Wx42Dx0.5H	60	13.02
6216-0605B	769.00	Round Cocktail Base	41Wx42Dx15.5H	30	22.76
	1739.00	Complete Rectangle Cocktail Table	50Wx30Dx16H		
6216-0613T	870.00	Rectangle Cocktail Marble Top	50Wx30Dx0.5H	80	11.48
6216-0613B	869.00	Rectangle Cocktail Base	50Wx30Dx15.5H	30	19.74
	1879.00	Complete Square Cocktail Table	42Wx42Dx16H		
6216-0615T	940.00	Square Cocktail Marble Top	42Wx40Dx0.5H	60	13.02
6216-0615B	939.00	Square Cocktail Table Base	42Wx42Dx15.5H	30	22.76
6216-0641	809.00	Round End Table	24Wx24Dx24H	40	11.39
6216-0643	409.00	Accent Table	12Wx12Dx24H	30	5.79
	1619.00	Complete Console Table	62Wx14Dx30H		
6216-0699T	850.00	Console Table Marble Top	62Wx14Dx0.5H	70	8.14
6216-0699B	769.00	Console Table Base	62Wx14Dx29.5H	30	20.46

Category: Occasional Tables

**Lewiston
Suite: 6589**

Featuring a dark Tavern finish and classic silhouette, the Lewiston occasional tables offer a practical solution for any living room design. Cocktail and end tables feature wood or glass tops, a second shelf for storage and offered in multiple shapes and sizes. Asian hardwood solids and Elm veneers.

Introduced: 4/1/2020 **Country of Origin:** Vietnam

Item	Price	Description	Size	Wt.	Cu.Ft.
Glass Top Tables					
6589-G605	549.00	Glass Top Round Cocktail Table Beveled tempered glass top insert 1 Fixed wood shelf KD	36Wx36Dx20H	60	8.18
6589-G630	549.00	Glass Top Oval Cocktail Table Beveled tempered glass top insert 1 Fixed wood shelf KD	50Wx32Dx20H	72	9.43
6589-G641	399.00	Glass Top Round Lamp Table Beveled tempered glass top insert 1 Fixed wood shelf KD	25Wx25Dx25H	39	5.48
Wood Top Tables					
6589-W605	549.00	Wood Top Round Cocktail Table 1 Fixed wood shelf KD	36Wx36Dx20H	54	8.05
6589-W630	549.00	Wood Top Oval Cocktail Table 1 Fixed wood shelf KD	50Wx32Dx20H	65	9.66
6589-W665	399.00	Wood Top End Table 1 Fixed wood shelf KD	22Wx27Dx25H	37	3.89
6589-W699	549.00	Wood Top Console Table 2 Fixed wood shelves Ships with tip safety restraint kit KD	48Wx16Dx30H	55	4.61

MODERN - Astor and Rivoli Suite: 2523, 2723

Category: *Bedroom*

Bassett's MODERN makes it comfortable to bring modern glamour to everyday living. Shimmery metallic accents are paired with deep dimensional oak to create a blend of refined hipness and casual elegance. Available in two nuanced pairings: Lyon Brown finish with Champagne Brass hardware, and Normandy Grey finish with Brushed Stainless hardware.

Features soft close drawers on cases

Introduced: 1/1/2018 Country of Origin: Vietnam

Wood species: Flat cut White Oak veneers, Oak solids, Asian hardwood solids

Item # Codes:

- 2523** Lyon Brown finish with Champagne Brass hardware
- 2723** Normandy Grey finish with Brushed Stainless Steel hardware

Indicate "5" or "7" in place of "_" when ordering

Example: **2523-0237** for a 6 Drawer Leg Dresser in Lyon Brown finish

Item	Price	Description	Size	Wt.	Cu.Ft.
2__23-0237	3739.00	Rivoli 6 Drawer Dresser 6 Drawers, Ships with tip safety restraint kit	70Wx20Dx32H	223	38.27
2__23-0238	3339.00	Astor 6 Drawer Dresser 6 Drawers, Ships with tip safety restraint kit	68Wx20Dx32H	243	36.36
2__23-0254	2809.00	Rivoli 3 Drawer Dresser 3 Drawers, Ships with tip safety restraint kit	48Wx20Dx38H	183	31.01
2__23-0251	3739.00	Rivoli Tall Chest 5 Drawers, Ships with tip safety restraint kit	38Wx20Dx52H	207	33.1
2__23-0252	3339.00	Astor 5 Drawer Chest 5 Drawers, Ships with tip safety restraint kit	42Wx20Dx50H	228	35
2__23-0270	1609.00	Rivoli Nightstand 2 Drawers Power strip with outlet and 2 USB charging ports, Wire management	30Wx20Dx24H	89	13.58
2__23-0271	1609.00	Astor Nightstand Glass top insert 2 Drawers Power strip with outlet and 2 USB charging ports, Wire management	28Wx20Dx24H	112	13.56

****Beds****

Rivoli Upholstered Beds

Complete bed only, Not available in custom versions
Fabric is upholstery # 1495-2 Straw(100% Polypropylene, Cleaning Code: WS)

2__23-H153	2939.00	Complete Queen Rivoli Bed	64Wx88Dx60H		
2__23-F153	1939.00	Rivoli Headboard Queen	64Wx7Dx60H	142	25
2__23-R153	480.00	Rivoli Footboard Queen	64Wx3Dx13H	25	3.73
2__23-R153	520.00	Wood Rails Queen	78Wx2Dx6H	64	4.48
	3339.00	Complete King Rivoli Bed	80Wx88Dx60H		
2__23-H163	2139.00	Rivoli Headboard King/Cal King	80Wx7Dx60H	166	31.2
2__23-F163	560.00	Rivoli Footboard King/Cal King	80Wx3Dx13H	27	4.6
2__23-R163	640.00	Wood Rails King	78Wx2Dx6H	68	4.47
	3339.00	Complete Cal King Rivoli Bed	80Wx92Dx60H		
2__23-H163	2139.00	Rivoli Headboard King/Cal King	80Wx7Dx60H	166	31.2
2__23-F163	560.00	Rivoli Footboard King/Cal King	80Wx3.5Dx13H	27	4.6
2__23-R173	640.00	Wood Rails Cal King	82Wx3.5Dx6H	79	6.7

****See following pages for Astor Upholstered Beds****

Category: Bedroom	MODERN - Astor and Rivoli Suite: 2523, 2723
--------------------------	--

Item # Codes:

- 2523** **Lyon Brown finish with Champagne Brass hardware**
- 2723** **Normandy Grey finish with Brushed Stainless Steel hardware**

Indicate "5" or "7" in place of "__" when ordering

Example: **2523-0237 for a 6 Drawer Leg Dresser in Lyon Brown finish**

Item	Price	Description	Size	Wt.	Cu.Ft.
Astor Upholstered Beds					
Complete bed only					
Fabric is upholstery # 1539-19 Gray(100% Polyester, Cleaning Code: S)					
<hr/>					
	2949.00	Complete Queen Astor Bed	67Wx88Dx60H		
2723-H158	1609.00	Astor Headboard Queen	67Wx3Dx60H	156	16.75
2723-F158	710.00	Astor Footboard Queen	67Wx3Dx12H	41	3.96
2723-R158	630.00	Wood Rails Queen	82Wx4Dx12H	140	10.33
<hr/>					
	3349.00	Complete King Astor Bed	83Wx88Dx60H		
2__23-H168	1869.00	Astor Headboard King/Cal King	83Wx3Dx60H	191	20.55
2__23-F168	780.00	Astor Footboard King/Cal King	83Wx3Dx12H	49	4.64
2__23-R168	700.00	Wood Rails King	82Wx4Dx12H	146	10
<hr/>					
	3349.00	Complete Cal King Astor Bed	83Wx92Dx60H		
2__23-H168	1869.00	Astor Headboard King/Cal King	83Wx3Dx60H	191	20.55
2__23-F168	780.00	Astor Footboard King/Cal King	83Wx3Dx12H	49	4.64
2__23-R178	700.00	Wood Rails Cal King	86Wx5Dx12H	131	10.87

Custom Astor Upholstered Beds

Complete bed only

		Complete Queen Custom Astor Bed - Fabric				67Wx88Dx60H
	3349.00	Grade 21	3809.00	Grade 29		
	3389.00	Grade 22	3869.00	Grade 30		
	3449.00	Grade 23	3929.00	Grade 31		
	3509.00	Grade 24	3989.00	Grade 32		
	3569.00	Grade 25	4049.00	Grade 33		
	3629.00	Grade 26	4109.00	Grade 34		
	3689.00	Grade 27	4169.00	Grade 35		
	3749.00	Grade 28				
<hr/>						
2__23-H158F		Astor Headboard Queen				67Wx3Dx60H 156 16.75
	2009.00	Grade 21	2469.00	Grade 29		
	2049.00	Grade 22	2529.00	Grade 30		
	2109.00	Grade 23	2589.00	Grade 31		
	2169.00	Grade 24	2649.00	Grade 32		
	2229.00	Grade 25	2709.00	Grade 33		
	2289.00	Grade 26	2769.00	Grade 34		
	2349.00	Grade 27	2829.00	Grade 35		
	2409.00	Grade 28				
2__23-F158	710.00	Astor Footboard Queen				67Wx3Dx12H 41 3.96
2__23-R158	630.00	Wood Rails Queen				82Wx4Dx12H 140 10.33

Ordering Options	2__23-H158F
FABRIC(A & B codes fabrics only)	

▶ There are no ordering options for the footboards and rails, they are stocked items only

****See following pages for King/Cal King Custom Upholstered Beds****

Category: Bedroom	MODERN - Astor and Rivoli Suite: 2523, 2723
--------------------------	--

Item # Codes:

- 2523** **Lyon Brown finish with Champagne Brass hardware**
- 2723** **Normandy Grey finish with Brushed Stainless Steel hardware**

Indicate "5" or "7" in place of "__" when ordering

Example: **2523-0237 for a 6 Drawer Leg Dresser in Lyon Brown finish**

Item	Price	Description	Size	Wt.	Cu.Ft.
Complete King/Cal King Custom Astor Bed - Fabric					
			King: 83Wx88Dx60H		
			Cal King: 83Wx92Dx60H		
	3749.00	Grade 21			
	3899.00	Grade 22			
	3969.00	Grade 23			
	4019.00	Grade 24			
	4089.00	Grade 25			
	4139.00	Grade 26			
	4209.00	Grade 27			
	4259.00	Grade 28			
2523-H168F		Astor Headboard King/Cal King Only Available in Lyon Brown	83Wx3Dx60H	191	20.55
	2269.00	Grade 21			
	2419.00	Grade 22			
	2489.00	Grade 23			
	2539.00	Grade 24			
	2609.00	Grade 25			
	2659.00	Grade 26			
	2729.00	Grade 27			
	2779.00	Grade 28			
2__23-F168	780.00	Astor Footboard King/Cal King	83Wx3Dx12H	49	4.64
2__23-R168	700.00	Wood Rails King	82Wx4Dx12H	146	10
2__23-R178	700.00	Wood Rails Cal King	86Wx5Dx12H	131	10.87

Ordering Options	2523-H168F
FABRIC(A & B codes fabrics only)	

► There are no ordering options for the footboards and rails, they are stocked items only

COM Yardage Requirements-Fabric only

Please reference the COM Program Procedures at the front of the price book for any necessary information.

Item	Plain Railroad	Plain Up the Bolt
2__23-H158F	2.9	3.2
2523-H168F	3.5	3.8

NEW - Available October 2023

Ogden

Category: Occasional

Suite: 6W32

The Ogden tables begin with a stone composite sculpted by hand to create the elegant curves on each base paired with heavily distressed and generously scaled tops. Organic shapes and textural details are highlighted by the warm, earthen brown finish to mimic the natural beauty of solid oak.

Introduced: 4/1/2023 **Country of Origin:** Vietnam

Item	Price	Description	Size	Wt.	Cu.Ft.
6W32-0613	2409.00	Rectangle Cocktail Top	62Wx30Dx16H	120	27.09
6W32-0641	1069.00	Round End Table Top	24Wx24Dx22H	60	16.8

Palisades**Category: Storage****4559**

Palisades offers a relaxed, sophisticated style that blends classic elements and contemporary lines. Sunburst veneer patterns on doors and headboard panels highlight the character of the American walnut veneers. The medium dark Brindle finish accentuates the walnut grain while providing a matte effect for today's casual lifestyles. The Etagere features a subtle metal trim in a smoked gunmetal finish that complements the finish on the case hardware.

Corresponding Suites: 6559

Introduced: 4/1/2016 **Country of Origin:** Vietnam**Wood species: American Walnut veneers with occasional crossfire character, Asian hardwood solids**

Item	Price	Description	Size	Wt.	Cu.Ft.
4559-0682	1469.00	Etagere	38Wx17Dx82H	134	22.6
5 Fixed wood shelves, Ships with tip safety restraint kit					

Palisades**Category: Occasional Tables****6559**

Palisades offers a relaxed, sophisticated style that blends classic elements and contemporary lines. Sunburst veneer patterns on the tops highlight the character of the American walnut veneers. The medium dark Brindle finish accentuates the walnut grain while providing a matte effect for today's casual lifestyles. The featured hardware is in a smoked gunmetal finish.

Corresponding Suites: 4559

Introduced: 8/1/2016 **Country of Origin:** Vietnam**Wood species: American Walnut veneers with occasional crossfire character, Asian hardwood solids**

Item	Price	Description	Size	Wt.	Cu.Ft.
6559-0605	869.00	Round Cocktail Table	36Wx36Dx18H	80	8.5
2 Drawers KD					
6559-0613	1009.00	Rectangular Cocktail Table	46Wx28Dx18H	80	8.65
2 Drawers KD					
6559-0615	1139.00	Square Cocktail Table	38Wx38Dx18H	80	10.4
4 Drawers 1 Fixed wood shelf KD					
6559-0606	1139.00	Drum Table	22Wx22Dx26H	80	11.5
2 Wood doors 1 Removable wood shelf					
6559-0641	809.00	Round Lamp Table	26Wx26Dx25H	40	5.3
1 Drawer KD					
6559-0661	609.00	Chairside Table	14Wx24Dx24H	40	3.65
1 Drawer 1 Fixed wood shelf KD					
6559-0665	739.00	End Table	20Wx27Dx25H	40	4.56
1 Drawer 1 Fixed wood shelf KD					
6559-0699	1139.00	Console Table	56Wx15Dx32H	85	8.23
2 Drawers 1 Fixed wood shelf KD					

NEW - Available August 2023

Reed

Category: *Dining*

Suite: **4200**

The simple silhouette of the Reed dining chair boasts a contemporary aesthetic, welcoming curves, and caster wheels for easy movement. Reed is available in two Crypton, performance fabrics.




Introduced: 4/20/2023 **Country of Origin:** Vietnam

Item	Price	Description	Size	Wt.	Cu.Ft.
4200-B684	609.00	Dining Chair with Casters, Bone Fabric 6432-0	24.5Wx26.5Dx33.5H	45	12.04
4200-G684	609.00	Dining Chair with Casters, Grey Fabric 6432-21	24.5Wx26.5Dx33.5H	45	12.04

Category: Dining	Sandbridge Suite: 4100
-------------------------	-------------------------------

The laid-back appeal of the Sandbridge stools bring an inviting, unique design for counter height seating. Each frame is crafted from solid Acacia highlighted by a warm, honey finish showing the unique characteristics of the wood grain. Seats and backs are individually woven by hand adding both comfort and durability.

Introduced: 10/1/2022 **Country of Origin:** India

Item	Price	Description	Size	Wt.	Cu.Ft.
4100-0687	609.00	Sandbridge Counter Stool	18Wx20Dx42H	29	16.03
		2 per carton			

Category: Bedroom	Shoreline Suite: 2951
READY TO SHIP - select skus in Sea Salt only	

The Shoreline collection has characteristics of the relaxed coastal style with hints of transitional elements. Ribbed top drawers on case pieces bring an element of texture to the collection. Drawer fronts are adorned with custom oval ring pulls in an oil rubbed bronze finish. A simple, straightforward bed complements the cases, and completes the bedroom.

Shoreline is a bedroom which will feel at home whether you live at the shore, or simply cherish the relaxed simplicity that a coastal life can bring. Case pieces and storage beds also feature soft self-closing drawer guides.

Introduced: 8/1/2018 **Country of Origin:** Vietnam

Wood species: Birch veneers, Asian hardwood solids

Sea Salt finish with Oil Rubbed Bronze hardware

Item	Price	Description	Size	Wt.	Cu.Ft.
2951-0237	1299.00	Dresser 6 Drawers, Cedar-lined bottom drawers, Ships with tip safety restraint kit	64Wx20Dx36H	213	31.1
2951-0231	249.00	Mirror Beveled mirror Can be mounted on Dresser or on wall with supplied hangers	40Wx2Dx39H	41	5.41
2951-0251	1299.00	Chest 5 Drawers, Cedar-lined bottom drawer, Ships with tip safety restraint kit	38Wx19Dx51H	183	25.8
2951-0270	599.00	Nightstand 2 Drawers Power strip with outlet and 2 USB charging ports, Wire management, Ships with tip safety restraint kit	26Wx18Dx28H	77	9.52
2951-0271	549.00	Bedside Table 1 Drawer, 1 Fixed bottom wood shelf Power strip with outlet and 2 USB charging ports, Wire management, Ships with tip safety restraint kit	26Wx18Dx28H	68	9.43

****Beds****

Panel Bed

Headboard can be used as stand alone with a bed frame

	799.00	Complete Twin Panel Bed Two rail height locations: one standard, one to accommodate a trundle(13" clearance)	44Wx82Dx55H		
2951-H139	449.00	Panel Headboard Twin	44Wx4Dx55H	75	10.1
2951-F139	180.00	Panel Footboard Twin	44Wx4Dx20H	32	3.93
2951-R139	170.00	Wood Rails Twin	76Wx2Dx6H	34	3.43
	899.00	Complete Full Panel Bed	60Wx82Dx56H		
2951-H149	519.00	Panel Headboard Full	60Wx4Dx56H	102	14.2
2951-F149	190.00	Panel Footboard Full	60Wx4Dx20H	42	5.43
2951-R149	190.00	Wood Rails Full	76Wx2Dx6H	38	3.43
	999.00	Complete Queen Panel Bed	66Wx88Dx56H		
2951-H159	569.00	Panel Headboard Queen	66Wx4Dx56H	112	15
2951-F159	250.00	Panel Footboard Queen	66Wx4Dx20H	46	6.03
2951-R159	180.00	Wood Rails Queen	82Wx2Dx6H	40	3.69
	1299.00	Complete King Panel Bed	82Wx88Dx58H		
2951-H169	749.00	Panel Headboard King/Cal King	82Wx4Dx58H	139	19.1
2951-F169	330.00	Panel Footboard King/Cal King	82Wx4Dx20H	56	7.46
2951-R169	220.00	Wood Rails King	82Wx2Dx6H	42	3.67
	1299.00	Complete Cal King Panel Bed	82Wx92Dx58H		
2951-H169	749.00	Panel Headboard King/Cal King	82Wx4Dx58H	139	19.1
2951-F169	330.00	Panel Footboard King/Cal King	82Wx4Dx20H	56	7.46
2951-R179	220.00	Wood Rails Cal King	86Wx3Dx6H	55	4.66

Category: Occasional Tables	Tahiti
	Suite: 6W26
READY TO SHIP	

Offering a contemporary global vibe, the Tahiti tables feature simple spherical shapes and intriguing texture to lend a primitive feel to relax a space. Crafted of resin with a faux wood grain, both tables are finished in a gentle mix of brown and grey tones, with a washed glazed effect. The cocktail table leans more toward a lighter grey coloration, while the hourglass-shaped round lamp table leans more toward a darker brown coloration. These tables are designed to blend, not match, to create a more authentic, artisan look. Beginning May '22 these tables will also be available in Ember finish.

Introduced: 5/1/2019 **Country of Origin:** Vietnam

Item	Price	Description	Size	Wt.	Cu.Ft.
6W26-0605	1869.00	Drum Cocktail Table	42Wx42Dx18H	158	26
6W26-0605E	1869.00	Drum Cocktail Table	42Wx42Dx18H	158	26
6W26-0641	809.00	Round Lamp Table	16Wx16Dx20H	54	5.47
6W26-0641E	809.00	Round Lamp Table	16Wx16Dx20H	54	5.47

Tidewater Suite: 2977
Category: Bedroom
READY TO SHIP - select skus

Named for the sophisticated coastal region on Virginia's eastern shore, the Tidewater Collection offers a fresh, modern look with timeless appeal. Tidewater pairs classic silhouettes with a crisp white finish and streamlined satin brass bar pulls and ferrules. The Hampton White finish brings just the right amount of sheen to accentuate the clean lines and elevate the style. Tidewater easily transitions from coastal casual to casually elegant settings.

Case pieces feature soft self-closing drawer guides.

Introduced: 10/1/2021 **Country of Origin:** Vietnam

Wood species: MDF veneers, Poplar solids

Item	Price	Description	Size	Wt.	Cu.Ft.
2977-0237	2009.00	6 Drawer Dresser 6 Drawers, Cedar-lined bottom drawers, Ships with tip safety restraint kit	62Wx20Dx34H	200	33.1
2977-0238	1879.00	5 Drawer Dresser 5 Drawers, Cedar-lined bottom drawers, Ships with tip safety restraint kit	68Wx20Dx29H	180	31.4
2977-0251	1879.00	Tall Chest 6 Drawers, Cedar-lined bottom drawer, Ships with tip safety restraint kit	38Wx20Dx52H	190	30.7
2977-0271	879.00	Nightstand 2 Drawers Power strip with outlet and 2 USB charging ports, Wire management	32Wx19Dx27H	40	13.7
2977-0272	739.00	Beside Table 2 Drawers Power strip with outlet and 2 USB charging ports, Wire management	24Wx19Dx27H	40	10.6

Beds

Panel Bed

Headboard can be used as stand alone with a bed frame

	1349.00	Complete Twin Panel Bed Two rail height locations: one standard, one to accommodate a trundle(13" clearance)	41Wx80Dx54H		
2977-H139	669.00	Panel Headboard Twin	41Wx2Dx54H	80	8.42
2977-F139	380.00	Panel Footboard Twin	41Wx2Dx25H	30	4.01
2977-R139	300.00	Wood Rails Twin	76Wx2Dx8H	35	3.07
	1609.00	Complete Queen Panel Bed	63Wx86Dx56H		
2977-H159	889.00	Panel Headboard Queen	63Wx2Dx56H	80	13.1
2977-F159	400.00	Panel Footboard Queen	63Wx2Dx18H	40	4.68
2977-R159	320.00	Wood Rails Queen	82Wx2Dx8H	40	3.44
	1879.00	Complete King Panel Bed	79Wx86Dx56H		
2977-H169	1069.00	Panel Headboard King/Cal King	79Wx2Dx56H	95	16.2
2977-F169	460.00	Panel Footboard King/Cal King	79Wx2Dx18H	50	5.81
2977-R169	350.00	Wood Rails King	82Wx2Dx8H	45	3.44
	1879.00	Complete Cal King Panel Bed	79Wx90Dx56H		
2977-H169	1069.00	Panel Headboard King/Cal King	79Wx2Dx56H	95	16.2
2977-F169	460.00	Panel Footboard King/Cal King	79Wx2Dx18H	50	5.81
2977-R179	350.00	Wood Rails Cal King	86Wx3Dx8H	45	4.03

NEW

Storage Bed

Headboard can be used as stand alone with a bed frame

	2149.00	Complete Queen Storage Bed	63Wx86Dx56H		
2977-H159	889.00	Panel Headboard Queen	63Wx2Dx56H	80	13.1
2977-SF59	940.00	Storage Footboard Queen	63Wx2Dx17H	80	24.17
2977-R159	320.00	Wood Rails Queen	82Wx2Dx8H	40	3.44
	2449.00	Complete King Storage Bed	79Wx86Dx56H		
2977-H169	1069.00	Panel Headboard King/Cal King	79Wx2Dx56H	95	16.2
2977-SF69	1030.00	Storage Footboard King/Cal King	79Wx2Dx17H	100	26.46
2977-R169	350.00	Wood Rails King	82Wx2Dx8H	45	3.44
	2449.00	Complete Cal King Storage Bed	79Wx90Dx56H		
2977-H169	1069.00	Panel Headboard King/Cal King	79Wx2Dx56H	95	16.2
2977-SF69	1030.00	Panel Footboard King/Cal King	79Wx2Dx17H	100	26.46
2977-R179	350.00	Wood Rails Cal King	86Wx3Dx8H	45	4.03

Category: Home Office

Tidewater
Suite: 6977****Home Office Item****

Wood species: Oak Veneers and Asian Hardwood

Item	Price	Description	Size	Wt.	Cu.Ft.
6977-0810	1069.00	Writing Desk Three full extension drawers with pencil tray in left and right drawers.	62Wx28Dx31H	134	14.68

Introduced: 8/1/2022

Category: Occasional Tables

**Tyson
Suite: 6M50**

Crafted with natural travertine stone tops and artfully finished metal bases, the Tyson occasional tables offer modern styling with a rustic twist. The creamy coloration of the travertine with its distinctive veining and texture provides a pleasing contrast to the sleek, industrial chic base with its smokey grey hand-brushed finish. The travertine is layered over an engineered hardwood core for stability. Stone tops are not sealed. Use of coasters is recommended.

Introduced: 10/1/2021 **Country of Origin:** Mexico

Item	Price	Description	Size	Wt.	Cu.Ft.
6M50-0613	1269.00	Rectangular Cocktail Table	48Wx28Dx16H	90	17.4
6M50-0640	1009.00	End Table	25Wx25Dx24H	40	12.7
6M50-0696	1469.00	Console Table	62Wx16Dx30H	80	23.4

Vansant
6206

Category: Occasional Tables

Featuring classic shapes with hand applied metal cladding in a subtle brass finish, the Vansant occasional tables add a textural note to contemporary and transitional interiors. A benefit of the metal cladding is its durability, not to be lost on the substantial and elegant design.

Introduced: 10/1/2022 **Country of Origin:** India

Item	Price	Description	Size	Wt.	Cu.Ft.
6206-0615	1869.00	Square Cocktail Table	42Wx42Dx17H	133	26.16
6206-0665	1009.00	24" Cube End Table	24Wx24Dx24H	71	13.16
6206-0699	2009.00	Console Table	72Wx14Dx32.3H	109	28.9

Category: Bedroom	Ventura Suite: 2768, 2968
--------------------------	----------------------------------

READY TO SHIP - select skus in Shell White only

The Ventura collection has neo-traditional forms with a unique, modern twist that combines crisp finishes and colors, and boldly scaled ring pulls. Raffia wrapped cases and tables mix in beautifully, adding a welcoming unexpected texture to the collection. Hues of soft white and gray mix with designer touches of navy and stained elm.

Features soft close drawers on case pieces.

Corresponding Suites: 6R68

Introduced: 4/1/2018 **Country of Origin:** Vietnam

****See 2468 Ventura Colors for custom colors available****

Wood species: Knotty and Clean Elm veneers, Poplar solids

Item # Codes:

2768 Chalk Slate finish with Satin Nickel hardware

2968 Shell White finish with Satin Brass hardware

Indicate "7" or "9" in place of "___" when ordering

Example: **2768-0237** for a Dresser in Chalk Slate finish

Item	Price	Description	Size	Wt.	Cu.Ft.
2_68-0237	1499.00	Dresser 7 Drawers, Cedar-lined bottom drawers. Hardware: 2 small rings, 5 large rings. Ships with tip safety restraint kit	68Wx20Dx36H	205	34.64
2_68-0251	1499.00	Drawer Chest 5 Drawers, Cedar-lined bottom drawer. Hardware: 2 small rings, 6 large rings. Ships with tip safety restraint kit	48Wx19Dx46H	181	30.7
2_68-0270	699.00	Nightstand 2 Drawers. Hardware: 2 large rings. Power strip with outlet and 2 USB charging ports, Wire management, Ships with tip safety restraint kit	32Wx18Dx29H	82	12.46
2_68-0271	599.00	Bedside Table 1 Drawer, 1 Fixed bottom wood shelf. Hardware: 1 small ring. Power strip with outlet and 2 USB charging ports, Wire management, Ships with tip safety restraint kit	22Wx18Dx29.5H	56	9.38

Optional Hardware

Optional hardware is sold individually, number required for each piece is listed above. Ships via UPS.

2468-PENDLB	15.00	Large Satin Brass Pendant			
2468-PENDSB	10.00	Small Satin Brass Pendant			
2468-PENDLM	15.00	Large Gun Metal Pendant			
2468-PENDSM	10.00	Small Gun Metal Pendant			
2468-PENDLN	15.00	Large Satin Nickel Pendant			
2468-PENDSN	10.00	Small Satin Nickel Pendant			
2468-RINGLB	15.00	Large Satin Brass Ring			
2468-RINGSB	10.00	Small Satin Brass Ring			
2468-RINGLM	15.00	Large Gun Metal Ring			
2468-RINGSM	10.00	Small Gun Metal Ring			
2468-RINGLN	15.00	Large Satin Nickel Ring			
2468-RINGSN	10.00	Small Satin Nickel Ring			

****Beds****

Wood Panel Beds

Headboard can be used as stand alone with a bed frame

	849.00	Complete Twin Panel Bed	42Wx80Dx52H		
		Two rail height locations: one standard, one to accommodate a trundle(13" clearance)			
2_68-H136	399.00	Panel Headboard Twin	42Wx3Dx52H	41	5.76
2_68-F139	240.00	Panel Footboard Twin	42Wx2Dx20H	29	3.55
2_68-R139	210.00	Wood Rails Twin	76Wx2Dx6H	36	3.25
	899.00	Complete Full Panel Bed	58Wx80Dx52H		
2_68-H146	499.00	Panel Headboard Full	58Wx3Dx52H	52	7.43
2_68-F149	220.00	Panel Footboard Full	58Wx2Dx18H	36	3.78
2_68-R149	180.00	Wood Rails Full	76Wx2Dx6H	36	3.25
	999.00	Complete Queen Panel Bed	64Wx86Dx62H		
2_68-H156	599.00	Panel Headboard Queen	64Wx3Dx62H	68	9.61
2_68-F159	250.00	Panel Footboard Queen	64Wx2Dx18H	41	3.89
2_68-R159	150.00	Wood Rails Queen	82Wx2Dx8H	44	3.93

****See following pages for more Wood Panel Beds, Storage Beds, & Upholstered Beds****

Category: Bedroom	Ventura Suite: 2768, 2968
--------------------------	----------------------------------

Item # Codes:

- 2768** Chalk Slate finish with Satin Nickel hardware
- 2968** Shell White finish with Satin Brass hardware

Indicate "7" or "9" in place of "___" when ordering

Example: **2768-0237** for a Dresser in Chalk Slate finish

Item	Price	Description	Size	Wt.	Cu.Ft.
	1299.00	Complete King Panel Bed	80Wx86Dx62H		
2__68-H166	799.00	Panel Headboard King/Cal King	80Wx3Dx62H	82	12
2__68-F169	300.00	Panel Footboard King/Cal King	80Wx2Dx18H	42	4.99
2__68-R169	200.00	Wood Rails King	82Wx2Dx8H	48	3.57
	1299.00	Complete Cal King Panel Bed	80Wx90Dx62H		
2__68-H166	799.00	Panel Headboard King/Cal King	80Wx3Dx62H	82	12
2__68-F169	300.00	Panel Footboard King/Cal King	80Wx2Dx18H	42	4.99
2__68-R179	200.00	Wood Rails Cal King	86Wx2Dx8H	58	5.2

NEW	Wood Storage Beds				
	Order the "S" Headboard to use with storage unit				
	1349.00	Complete Queen Wood Storage Bed	64Wx86Dx62H		
2__68-H156S	599.00	Panel Headboard Queen	64Wx3Dx62H	68	9.61
2__68-SF59	600.00	Storage Footboard Queen	64Wx2Dx20H	80	21.52
2__68-R159	150.00	Wood Rails Queen	82Wx2Dx8H	44	3.93
	1699.00	Complete King Wood Storage Bed	80Wx86Dx62H		
2__68-H166S	799.00	Panel Headboard King/Cal King	80Wx3Dx62H	82	12
2__68-SF69	700.00	Storage Footboard King/Cal King	80Wx2Dx20H	100	26.62
2__68-R169	200.00	Wood Rails King	82Wx2Dx8H	48	3.57
	1699.00	Complete Cal King Wood Storage Bed	80Wx90Dx62H		
2__68-H166S	799.00	Panel Headboard King/Cal King	80Wx3Dx62H	82	12
2__68-SF69	700.00	Storage Footboard King/Cal King	80Wx2Dx20H	100	26.62
2__68-R179	200.00	Wood Rails Cal King	86Wx2Dx8H	58	5.2

Upholstered Beds

Headboard can be used as stand alone with a bed frame

Fabric is upholstery # 1540-1 Oatmeal(53% Cotton, 47% Polyester, Cleaning Code: S) - *Please note this fabric is not treated with performance finish*

2968 beds will feature Satin Brass nail head trim while 2768 beds will feature Satin Nickel nail head trim around the headboard frame

	1099.00	Complete Queen Upholstered Bed	64Wx86Dx62H		
2__68-H153	699.00	Upholstered Headboard Queen	64Wx3Dx62H	73	9.65
2__68-F159	250.00	Panel Footboard Queen	64Wx2Dx18H	41	3.89
2__68-R159	150.00	Wood Rails Queen	82Wx2Dx8H	44	3.93
	1399.00	Complete King Upholstered Bed	80Wx86Dx62H		
2__68-H163	899.00	Upholstered Headboard King/Cal King	80Wx3Dx62H	86.5	12.03
2__68-F169	300.00	Panel Footboard King/Cal King	80Wx2Dx18H	42	4.99
2__68-R169	200.00	Wood Rails King	82Wx2Dx8H	48	3.57
	1399.00	Complete Cal King Upholstered Bed	80Wx90Dx62H		
2__68-H163	899.00	Upholstered Headboard King/Cal King	80Wx3Dx62H	86.5	12.03
2__68-F169	300.00	Panel Footboard King/Cal King	80Wx2Dx18H	42	4.99
2__68-R179	200.00	Wood Rails Cal King	86Wx2Dx8H	58	5.2

****See following page for Custom Upholstered Beds****

Category: Bedroom	Ventura Suite: 2768, 2968
--------------------------	----------------------------------

Item # Codes:

- 2768** Chalk Slate finish with Satin Nickel hardware
- 2968** Shell White finish with Satin Brass hardware

Indicate "7" or "9" in place of "__" when ordering

Example: **2768-0237** for a Dresser in Chalk Slate finish

Item	Price	Description	Size	Wt.	Cu.Ft.
Custom Upholstered Panel Beds					
Headboard can be used as stand alone with a bed frame					
Complete Queen Upholstered Bed - Fabric			64Wx86Dx62H		
	1649.00	Grade 21		1889.00	Grade 29
	1679.00	Grade 22		1919.00	Grade 30
	1709.00	Grade 23		1949.00	Grade 31
	1739.00	Grade 24		1979.00	Grade 32
	1769.00	Grade 25		2009.00	Grade 33
	1799.00	Grade 26		2039.00	Grade 34
	1829.00	Grade 27		2069.00	Grade 35
	1859.00	Grade 28			
2__68-H153F		Upholstered Headboard Queen	64Wx3Dx62H	57	7.02
	1249.00	Grade 21		1489.00	Grade 29
	1279.00	Grade 22		1519.00	Grade 30
	1309.00	Grade 23		1549.00	Grade 31
	1339.00	Grade 24		1579.00	Grade 32
	1369.00	Grade 25		1609.00	Grade 33
	1399.00	Grade 26		1639.00	Grade 34
	1429.00	Grade 27		1669.00	Grade 35
	1459.00	Grade 28			
2__68-F159	250.00	Panel Footboard Queen	64Wx2Dx18H	41	3.89
2__68-R159	150.00	Wood Rails Queen	82Wx2Dx8H	44	3.93

Ordering Options	2__68-H153F
FABRIC	
NAIL HEAD TRIM	
• ABNAIL / NKNAIL / OBNAIL	—

- ▶ The nail head trim will be the small size(3/8") and will be spaced.
- ▶ There are no ordering options for the footboards and rails, they are stocked items only

****See following page for additional sizes****

	Ventura Suite: 2768, 2968
--	--

Category: **Bedroom**

Item # Codes:

- 2768** Chalk Slate finish with Satin Nickel hardware
- 2968** Shell White finish with Satin Brass hardware

Indicate "7" or "9" in place of "__" when ordering

Example: **2768-0237** for a Dresser in Chalk Slate finish

Item	Price	Description	Size	Wt.	Cu.Ft.
Complete King Upholstered Bed - Fabric			80Wx86Dx62H		
	1999.00	Grade 21			
	2029.00	Grade 22			
	2059.00	Grade 23			
	2089.00	Grade 24			
	2119.00	Grade 25			
	2149.00	Grade 26			
	2179.00	Grade 27			
	2209.00	Grade 28			
2__68-H163F		Upholstered Headboard King/Cal King	80Wx3Dx62H	57	7.02
	1499.00	Grade 21			
	1529.00	Grade 22			
	1559.00	Grade 23			
	1589.00	Grade 24			
	1619.00	Grade 25			
	1649.00	Grade 26			
	1679.00	Grade 27			
	1709.00	Grade 28			
2__68-F169	300.00	Panel Footboard King/Cal King	80Wx2Dx18H	42	4.99
2__68-R169	200.00	Wood Rails King	82Wx2Dx8H	48	3.57

Ordering Options	2__68-H163F
FABRIC	
NAIL HEAD TRIM	
● ABNAIL / NKNAIL / OBNAIL	—

- ▶ The nail head trim will be the small size(3/8") and will be spaced.
- ▶ There are no ordering options for the footboards and rails, they are stocked items only

****See following page for additional sizes****

Category: Bedroom	Ventura Suite: 2768, 2968
--------------------------	----------------------------------

Item # Codes:

- 2768** Chalk Slate finish with Satin Nickel hardware
- 2968** Shell White finish with Satin Brass hardware

Indicate "7" or "9" in place of "__" when ordering

Example: **2768-0237** for a Dresser in Chalk Slate finish

Item	Price	Description	Size	Wt.	Cu.Ft.
Complete Cal King Upholstered Bed - Fabric			80Wx90Dx62H		
	1999.00	Grade 21			
	2029.00	Grade 22			
	2059.00	Grade 23			
	2089.00	Grade 24			
	2119.00	Grade 25			
	2149.00	Grade 26			
	2179.00	Grade 27			
	2209.00	Grade 28			
2__68-H163F		Upholstered Headboard King/Cal King	80Wx3Dx62H	57	7.02
	1499.00	Grade 21			
	1529.00	Grade 22			
	1559.00	Grade 23			
	1589.00	Grade 24			
	1619.00	Grade 25			
	1649.00	Grade 26			
	1679.00	Grade 27			
	1709.00	Grade 28			
2__68-F169	300.00	Panel Footboard King/Cal King	80Wx2Dx18H	42	4.99
2__68-R179	200.00	Wood Rails Cal King	86Wx2Dx8H	58	5.2

Ordering Options	2__68-H163F
FABRIC	
NAIL HEAD TRIM	
• ABNAIL / NKNAIL / OBNAIL	—

- ▶ The nail head trim will be the small size(3/8") and will be spaced.
- ▶ There are no ordering options for the footboards and rails, they are stocked items only

COM Yardage Requirements-Fabric only

Please reference the COM Program Procedures at the front of the price book for any necessary information.

Item	Plain Railroad	Plain Up the Bolt	Small Stripe Railroad	Wide Stripes or Plaids	Center Match
2__68-H153F	2.3	2.5	3.0	3.3	3.6
2__68-H163F	2.9	3.2	3.7	4.2	4.5

Optional Hardware

Optional hardware is sold individually, number required for each piece is listed above. Ships via UPS.

2468-PENDLB	15.00	Large Satin Brass Pendant
2468-PENDSB	10.00	Small Satin Brass Pendant
2468-PENDLM	15.00	Large Gun Metal Pendant
2468-PENDSM	10.00	Small Gun Metal Pendant
2468-PENDLN	15.00	Large Satin Nickel Pendant
2468-PENDSN	10.00	Small Satin Nickel Pendant
2468-RINGLB	15.00	Large Satin Brass Ring
2468-RINGSB	10.00	Small Satin Brass Ring
2468-RINGLM	15.00	Large Gun Metal Ring
2468-RINGSM	10.00	Small Gun Metal Ring
2468-RINGLN	15.00	Large Satin Nickel Ring
2468-RINGSN	10.00	Small Satin Nickel Ring

Category: Occasional Tables, Accent Furniture, Storage

Ventura
Suite: 6R68

The Ventura collection has neo-traditional forms with a unique, modern twist that combines crisp finishes and colors, and boldly scaled ring pulls. Raffia wrapped cases and tables mix in beautifully, adding a welcoming unexpected texture to the collection. Hues of soft white and gray mix with designer touches of navy and stained elm.

Corresponding Suites: 2768 2968

Introduced: 4/1/2018 Country of Origin: Vietnam

Item # Codes:

6R68-0XXX Pacific Blue finish with Satin Brass hardware
6R68-GXXX Sand Grey finish with Satin Brass hardware

Indicate "0" or "G" in place of "_" when ordering

Example: 6R68-0620 for a Chest in Pacific Blue finish

Item	Price	Description	Size	Wt.	Cu.Ft.
6R68-__612	1339.00	Rectangular Cocktail Table 1 Fixed shelf KD	46Wx26Dx17.5H	50	8.26
6R68-__640	939.00	Square End Table 1 Fixed shelf KD	26Wx26Dx24H	30	6.47
6R68-__641	539.00	Round Lamp Table 1 Fixed shelf KD	17Wx17Dx22H	35	3.68
6R68-__699	1339.00	Console Table 2 Fixed shelves KD, Ships with tip safety restraint kit	54Wx14Dx30H	95	9.25

****Accent Furniture****

6R68-__620	2139.00	Chest 5 Drawers, Cedar-lined bottom drawer. Hardware: 2 small rings, 6 large rings. Ships with tip safety restraint kit	40Wx19Dx37H	192	23.38
6R68-__661	879.00	Chairside Table *Ships with optional 5" feet to convert to nightstand height(28.5H when using these feet) 1 Drawer, 1 Fixed bottom wood shelf, Finished on all sides. Hardware: 1 small ring.	18Wx20Dx23.5H*	60.5	8.16
6R68-__665	1069.00	End/Bedside Table *Ships with optional 5" feet to convert to nightstand height(29H when using these feet) 1 Drawer, 1 Fixed bottom wood shelf, Finished on all sides. Hardware: 1 small ring. Ships with tip safety restraint kit	24Wx26Dx24H*	87	13.38

****Storage****

6R68-__682	2409.00	Large Etagere 5 Fixed shelves KD, Ships with tip safety restraint kit	40Wx16Dx90H	170	15.1
------------	---------	--	-------------	-----	------

Optional Hardware

Optional hardware is sold individually, number required for each piece is listed above. Ships via UPS.

2468-PENDLB	15.00	Large Satin Brass Pendant
2468-PENDSB	10.00	Small Satin Brass Pendant
2468-PENDLM	15.00	Large Gun Metal Pendant
2468-PENDSM	10.00	Small Gun Metal Pendant
2468-PENDLN	15.00	Large Satin Nickel Pendant
2468-PENDSN	10.00	Small Satin Nickel Pendant
2468-RINGLM	15.00	Large Gun Metal Ring
2468-RINGSM	10.00	Small Gun Metal Ring
2468-RINGLN	15.00	Large Satin Nickel Ring
2468-RINGSN	10.00	Small Satin Nickel Ring

Category: Bedroom	Ventura Colors Suite: 2468
--------------------------	-----------------------------------

The Ventura Colors collection has neo-traditional forms with a unique, modern twist.
 Features soft close drawers on case pieces.

Introduced: 5/1/2019 **Country of Origin:** USA

Wood species: Knotty and Clean Elm veneers, Poplar solids

****See 2768/2968 Ventura for Chalk Slate & Shell White stock colors available****

Item	Price	Description	Size	Wt.	Cu.Ft.
2468-0237	2939.00	Dresser 7 Drawers, Cedar-lined bottom drawers, Ships with tip safety restraint kit	68Wx20Dx36H	205	34.64
2468-0251Z	2939.00	Drawer Chest 5 Drawers, Cedar-lined bottom drawer, Ships with tip safety restraint kit	48Wx19Dx46H	223	30.7
2468-0270	1339.00	Nightstand 2 Drawers Power strip with outlet and 2 USB charging ports, Wire management, Ships with tip safety restraint kit	32Wx18Dx29H	82	12.46
2468-0271Z	1209.00	Bedside Table 1 Drawer, 1 Fixed bottom wood shelf. Power strip with outlet and 2 USB charging ports, Wire management, Ships with tip safety restraint kit	22Wx18Dx26.75H	56	9.38

****Beds****

Wood Panel Beds

Headboard can be used as stand alone with a bed frame

	2019.00	Complete Twin Panel Bed Two rail height locations: one standard, one to accommodate a trundle(13" clearance)	42Wx80Dx52H		
2468-H136	1139.00	Panel Headboard Twin	42Wx3Dx52H	41	5.76
2468-F139	500.00	Panel Footboard Twin	42Wx2Dx20H	29	3.55
2468-R139	380.00	Wood Rails Twin	76Wx2Dx6H	36	3.25
	2289.00	Complete Full Panel Bed	58Wx80Dx52H		
2468-H146	1209.00	Panel Headboard Full	58Wx3Dx52H	52	7.43
2468-F149	590.00	Panel Footboard Full	58Wx2Dx18H	36	3.78
2468-R149	490.00	Wood Rails Full	76Wx2Dx6H	36	3.25
	2419.00	Complete Queen Panel Bed	64Wx86Dx62H		
2468-H156	1339.00	Panel Headboard Queen	64Wx3Dx62H	68	9.61
2468-F159	590.00	Panel Footboard Queen	64Wx2Dx18H	41	3.89
2468-R159	490.00	Wood Rails Queen	82Wx2Dx8H	44	3.93
	2819.00	Complete King Panel Bed	80Wx86Dx62H		
2468-H166	1669.00	Panel Headboard King/Cal King	80Wx3Dx62H	82	12
2468-F169	660.00	Panel Footboard King/Cal King	80Wx2Dx18H	42	4.99
2468-R169	490.00	Wood Rails King	82Wx2Dx8H	48	3.57
	2819.00	Complete Cal King Panel Bed	80Wx90Dx62H		
2468-H166	1669.00	Panel Headboard King/Cal King	80Wx3Dx62H	82	12
2468-F169	660.00	Panel Footboard King/Cal King	80Wx2Dx18H	42	4.99
2468-R179	490.00	Wood Rails Cal King	86Wx2Dx8H	58	5.2

Ordering Options	2468-0237	2468-0251	2468-0270, 0271
FINISH			
HARDWARE			

Ordering Options	2468-H136, F139, R139	2468-H146, F149, R149	2468-H156, F159, R159
FINISH			

Ordering Options	2468-H166, F169, R169, R179
FINISH	

****See following page for Finish Options****

Category: Bedroom	Ventura Colors Suite: 2468
--------------------------	---------------------------------------

<i>Choices of FINISH</i>					
			<u>Oak Finishes</u>		
		VWHITE	Vintage White Oak		
			<u>Painted Finishes</u>		
AGEBONY	Aged Ebony	AGSC	Aged Sail Cloth	CONCORD	Concord Grey
DOLPHIN	Dolphin	HARBOR	Harbor Blue	SEAMIST	Sea Mist
SKY	Sky	WE	White Enamel		

<i>Choices of HARDWARE</i>					
BRASSPEND	Satin Brass Pendant	BRASSRING	Satin Brass Ring		
GUNMETPEND	Gun Metal Pendant	GUNMETRING	Gun Metal Ring		
SNICKPEND	Satin Nickel Pendant	SNICKRING	Satin Nickel Ring		

NEW - Available August 2023

Wells
Suite: 4200

Category: Dining

Inspired by the richness of art-deco design, the Wells chair offers both comfort and style. Featuring clean, modern lines and a convenient swivel base, Wells is available in two Cryton, performance fabrics.



Introduced: 4/20/2023 **Country of Origin:** Vietnam

Item	Price	Description	Size	Wt.	Cu.Ft.
4200-B681	609.00	Dining Chair with Swivel, Bone Fabric 6432-0	23.5Wx23.5Dx34H	45	11.4
4200-G681	609.00	Dining Chair with Swivel, Grey Fabric 6432-21	23.5Wx23.5Dx34H	45	11.4

Whitestone**Category: Occasional Tables****Suite: 6M35**

Named for the white marble harvested from the mountainous Torreon region of Mexico, the Whitestone occasional mixes with the natural beauty of solid stone. Bases are cast iron in a textured black finish. Elegant and organic, each marble top unique with natural veining within the stone as minerals are crystalized over thousands of years. Stone tops are not sealed. Use of coasters is recommended.

Introduced: 5/1/2022 **Country of Origin:** Mexico

Item	Price	Description	Size	Wt.	Cu.Ft.
6M35-0613	1739.00	Rectangle Cocktail Table	50Wx30Dx16H	205	26.09
6M35-0665	1139.00	End Table	25Wx25Dx23H	111	15.47
6M35-0699	1739.00	Console Table	62Wx14Dx30H	164	27.79
6M35-0682	3479.00	Etagere 4 Fixed stone shelves Ships with tip safety restraint kit	42Wx18Dx80H	250	40

Category: Occasional Tables, Home Entertainment

**Woodridge
Suite: 6597**

Blending classic design elements with modern touches and rustic finishes, the Woodridge collection evokes a sense of traditional styling updated to reflect the casual lifestyles of today. Case pieces feature planked wood tops, intricate moldings accented with antiqued pewter hardware. Collection features bedroom, dining and occasional. Occasional is available in the Sierra Brown finish.

Introduced: 12/1/2019 **Country of Origin:** Vietnam

Wood species: Elm veneers, Asian hardwood solids

Item	Price	Description	Size	Wt.	Cu.Ft.
6597-0610	2269.00	2 Drawer Chest 2 Drawers with soft close feature, Ships with tip safety restraint kit	42Wx18Dx32H	67	21.8
6597-0613	1739.00	Rectangular Cocktail Table 4 Removable top trays	52Wx28Dx19H	92	28.5
6597-0643	1269.00	Round Drink Table	26Wx26Dx25H	54	15.3
6597-0661	809.00	Chairside Table 2 Removable top trays 1 Fixed wood shelf	12Wx24Dx23H	33	7.54
6597-0665	1269.00	Round End Table 1 Removable top tray 1 Drawer 1 Fixed wood shelf	26Wx26Dx24H	73	15.5
6597-0699	2139.00	Console Table 3 Removable top trays 1 Fixed wood shelf, Ships with tip safety restraint kit	78Wx14Dx32H	115	35
Home Entertainment Item					
6597-0880	5209.00	4 Door Credenza 4 Door with leather inserts with Pewter nail head trim 3 Soft close drawers with leather inserts with Pewter nail head trim(LSF and RSF drawers are felt-lined) 2 Adjustable wood shelves, Wire management, Ships with tip safety restraint kit	80Wx19Dx34H	298	44.7

Category: Fabric Upholstery

**Allure
Suite: 2611**

This group features multiple sku's for various configurations. The track arms and deep seating offer stylish comfort that has a casual appeal. The seat cushions and back pillows are available with blend down options. Seat cushions are also available with Reaxion foam(MEMORYFOAM).



Introduced: 4/1/2016 Country of Origin: USA

Back Loose knife edge top stitched	Base Wood legs (removable legs)	Seat Boxed loose top stitched	Seating Construction Sinuous Wire	Arm Caps Available option: enter as part order	Accent Pillows Optional pillows available at an upcharge
--	--	---	---	---	---

Ready to Ship

Item	Description	W x D x H	Cubes	Wgt	Unts	Price	Ready to Ship
2611-63FC11	LAF Sectional Sofa(2)	76x42.5x35	65.4	158	3	2340	Items will be in fabric 1583-11 Alabaster Fabric. Pillows are not included.
2611-61FC11	RAF Sectional Sofa(2)	76x42.5x35	65.4	158	3	2340	
2611-LLFC11	LAF Chaise	46x67x35	62.4	131	2	2209	
2611-RLFC11	RAF Chaise	46x67x35	62.4	131	2	2209	

► There is no "How to Order" for the Ready to Ship pieces, they are stocked items and only come in fabrics noted above.

***Special Cut & Sewn Options**

FC222-11 Same as fabric 1583-11 (Alabaster), pillows available in any fabric
 FC222-19 Same as fabric 1583-19 (Dove), pillows available in any fabric

Item	Description	W x D x H	Cubes	Wgt	Unts	Price	Special Cut & Sewn Offerings	
2611-62FC	Sofa(2/2)	92x42.5x35	79.1	180	3	2669	*see above	
2611-B62FC	Bench Seat Sofa(2/1)	92x42.5x35	79.1	180	3	2669		
2611-12FC	Chair	42x42.5x35	35.7	103	1	1739		
2611-05FC	Swivel Chair	42x42.5x35	35.7	133	1	1869		
2611-01FC	Ottoman	36x27x19	10.7	41	0.5	869		
2611-CLFC	Two Arm Chaise	50.5x67x35	68	136	2	2409		
Sectional Items								
2611-63FC	LAF Sectional Sofa(2)	76x42.5x35	65.4	158	3	2340		
2611-B63FC	Bench Seat LAF Sect. Sofa(1)	76x42.5x35	65.4	158	3	2340		
2611-61FC	RAF Sectional Sofa(2)	76x42.5x35	65.4	158	3	2340		
2611-B61FC	Bench Seat RAF Sect Sofa(1)	76x42.5x35	65.4	158	3	2340		
2611-50FC	Armless Loveseat(2)	62x42.5x35	51.5	145	2	2009		
2611-B50FC	Bench Seat Armless Loveseat(1)	62x42.5x35	51.5	145	2	2009		
2611-30FC	Corner Chair	42.5x42.5x35	36.6	106	1	1809		
2611-20FC	Armless Chair	36x42.5x35	22.3	80	1	1470		
2611-LLFC	LAF Chaise	46x67x35	62.4	131	2	2209		
2611-RLFC	RAF Chaise	46x67x35	62.4	131	2	2209		
2611-S2FC	*Storage Ottoman	52x24x17.5	12.6	77	1	1469		
2611-00FC	*Square Ottoman	42x42x17.5	17.9	74	1	1269		

Graded Prices - Fabric

Item	Description	W x D x H	Cubes	Wgt	Unts	21	22	23	24	25	26	27	28	29	30	31	32	33	34	35
2611-62	Sofa(2/2)	92x42.5x35	79.1	180	3	2939	3069	3209	3339	3469	3609	3739	3869	4009	4139	4269	4409	4539	4669	4809
2611-B62	Bench Seat Sofa(2/1)	92x42.5x35	79.1	180	3	2939	3069	3209	3339	3469	3609	3739	3869	4009	4139	4269	4409	4539	4669	4809
2611-12	Chair	42x42.5x35	35.7	103	1	1869	1939	1979	2019	2089	2139	2179	2229	2299	2349	2419	2469	2539	2619	2699
2611-05	Swivel Chair	42x42.5x35	35.7	133	1	2009	2069	2109	2149	2219	2269	2309	2369	2429	2489	2549	2609	2669	2749	2829
2611-01	Ottoman	36x27x19	10.7	41	0.5	1009	1029	1059	1089	1109	1139	1169	1189	1219	1249	1269	1299	1329	1349	1379
2611-CL	Two Arm Chaise	50.5x67x35	68	136	2	2669	2779	2889	2999	3099	3209	3309	3419	3529	3629	3739	3849	3949	4059	4169
Sectional Items																				
2611-63	LAF Sectional Sofa(2)	76x42.5x35	65.4	158	3	2540	2670	2800	2940	3070	3200	3340	3470	3600	3740	3870	4000	4140	4270	4400
2611-B63	Bench Seat LAF Sect. Sofa(1)	76x42.5x35	65.4	158	3	2540	2670	2800	2940	3070	3200	3340	3470	3600	3740	3870	4000	4140	4270	4400
2611-61	RAF Sectional Sofa(2)	76x42.5x35	65.4	158	3	2540	2670	2800	2940	3070	3200	3340	3470	3600	3740	3870	4000	4140	4270	4400
2611-B61	Bench Seat RAF Sect Sofa(1)	76x42.5x35	65.4	158	3	2540	2670	2800	2940	3070	3200	3340	3470	3600	3740	3870	4000	4140	4270	4400
2611-50	Armless Loveseat(2)	62x42.5x35	51.5	145	2	2270	2300	2400	2510	2620	2720	2830	2920	3040	3140	3240	3350	3460	3560	3670
2611-B50	Bench Seat Armless Loveseat(1)	62x42.5x35	51.5	145	2	2270	2300	2400	2510	2620	2720	2830	2920	3040	3140	3240	3350	3460	3560	3670
2611-30	Corner Chair	42.5x42.5x35	36.6	106	1	2069	2169	2269	2349	2449	2529	2629	2709	2789	2899	2979	3069	3149	3259	3339
2611-20	Armless Chair	36x42.5x35	22.3	80	1	1600	1600	1670	1740	1800	1870	1940	2000	2070	2140	2200	2270	2340	2400	2470
2611-LL	LAF Chaise	46x67x35	62.4	131	2	2339	2459	2569	2659	2779	2869	2979	3089	3189	3299	3409	3499	3619	3689	3819
2611-RL	RAF Chaise	46x67x35	62.4	131	2	2339	2459	2569	2659	2779	2869	2979	3089	3189	3299	3409	3499	3619	3689	3819
2611-S2	*Storage Ottoman	52x24x17.5	12.6	77	1	1609	1629	1659	1689	1709	1739	1769	1789	1819	1849	1869	1899	1929	1949	1979
2611-00	*Square Ottoman	42x42x17.5	17.9	74	1	1409	1439	1459	1489	1519	1539	1569	1599	1619	1649	1669	1699	1729	1749	1779

*Storage ottomans and Square Ottomans above will have casters

ACCENT PILLOWS AVAILABLE AT AN UPCHARGE

Pillows:	62/B62/62FC/B62FC	CL/CLFC	63/B63/63FC/B63FC/ 61/B61/61FC/B61FC	30/30FC	LL/LLFC/RL/RLFC
Accent 19"	2	2	1	1	1
Accent 19"	2	-	1	-	1

****See following page for General information, COM requirements, and How to Order****

**Allure
Suite: 2611**

Category: Fabric Upholstery

COMPATIBILITY WARNING:

Non-Bench Seat Items
Sofa and Sectional items are only available in fabric codes A, B, and C.
Fabric code B will be seamed on the outback.

Bench Seat Items
Bench seat skus only available in A & B code fabrics. Fabric code B will be seamed on the outback and seat cushion at the back breaks

Item	Seat	Seat	Seat	Arm
	Length	Depth	Height	Height
2611-62	82	26	19	25
2611-12, 05	32	26	19	25
2611-CL	41	51	19	25
2611-63, 61	71	26	19	25
2611-50	62	26	19	-
2611-30	26	26	19	-
2611-20	36	26	19	-
2611-LL, RL	41	51	19	25

Sawtooth connectors are preinstalled on the following sectional pieces:
63, B63, 61, B61, 50, B50, 30, 20, LL, RL
The 20, LL and RL can also be used as freestanding

COM Yardage Requirements-Fabric only

Please reference the COM Program Procedures at the front of the price book for any necessary information.

Item	Plain Railroad	Plain Up the Bolt	Small Stripe Railroad	Wide Stripe or Plaids	Center Match
2611-62, B62	18.0	20.0	22.0	24.0	27.5
2611-12, 05	8.5	9.5	10.5	11.0	12.5
2611-01	3.5	4.5	4.5	5.0	5.5
2611-CL	13.0	14.5	16.0	17.0	19.5
2611-63, B63, 61, B61	14.0	15.5	17.0	18.5	21.0
2611-50, B50	9.5	10.5	11.5	12.5	14.5
2611-30	9.0	10.0	11.0	11.5	13.0
2611-20	6.5	7.0	7.5	8.5	9.5
2611-LL, RL	11.0	12.5	13.5	14.5	16.5
2611-S2	4.0	5.0	5.0	6.0	6.0
2611-00	4.5	6.0	6.0	7.0	7.5

How to Order

Ordering Options	Sofa	Chair & Swivel Chair	Ottomans	Chaise	Sectional Sofas & Chaises	Armless Loveseat	Corner Chair	Armless Chair
	2611-62FC, B62FC	2611-12FC, 05FC	2611-01FC, 00FC, S2FC	2611-CLFC	2611-63FC, B63FC, 61FC, B61FC LLFC, RLFC	2611-50FC, B50FC	2611-30FC	2611-20FC
BODY FABRIC CUT & SEWN	FC222-__	FC222-__	FC222-__	FC222-__	FC222-__	FC222-__	FC222-__	FC222-__
ACCENT PILLOW FABRIC • NONE-1(no Pillows) • Any fabric	— \$150			— \$150	— \$90		— \$90	
ACCENT PILLOW FABRIC • NONE-1(no Pillows) • Any fabric	— \$150				— \$90			
SEAT CUSHION FILL • LOUNGE • SUPPORT • BLDOWN / PREMIER	— \$230 \$380	— \$140 \$230		— \$230 \$380	— \$230 \$380	— \$230 \$380	— \$140 \$230	— \$140 \$230
BACK & ACCENT PILLOW FILL • LOUNGE • BLDOWN	— \$230	— \$110		— \$230	— \$230	— \$230	— \$110	— \$110

- ▶ When ordering cut & sewn cover **FC222-11**, the Body will come in fabric 1583-11, Accent Pillows available in any fabric at an upcharge
- ▶ When ordering cut & sewn cover **FC222-19**, the Body will come in fabric 1583-19, Accent Pillows available in any fabric at an upcharge
- ▶ If pillows are not selected, **ACCENT PILLOW FABRIC** *must* be NONE-1 for both options, if pillows are selected then there must be a pillow fabric entered for both **ACCENT PILLOW FABRIC** options(Example: for the sofa you cannot order only 2 accent pillows you must order 4)
- ▶ For the 62FC/B62FC - the first and second Accent Pillow Fabric option will be for 2 pillows each
- ▶ For the 63FC/B63FC/61FC/B61FC/LLFC/RLFC - the first and second Accent Pillow Fabric option will be for 1 pillow each

Ordering Options	Sofa	Chair & Swivel Chair	Ottomans	Chaise	Sectional Sofas & Chaises	Armless Loveseat	Corner Chair	Armless Chair
	2611-62, B62	2611-12, 05	2611-01, 00, S2	2611-CL	2611-63, B63, 61, B61 LL, RL	2611-50, B50	2611-30	2611-20
BODY FABRIC								
ACCENT PILLOW FABRIC • NONE-1(no Pillows) • Any fabric	— \$150			— \$150	— \$90		— \$90	
ACCENT PILLOW FABRIC • NONE-1(no Pillows) • Any fabric	— \$150				— \$90			
SEAT CUSHION FILL • LOUNGE • SUPPORT • BLDOWN / PREMIER	— \$230 \$380	— \$140 \$230		— \$230 \$380	— \$230 \$380	— \$230 \$380	— \$140 \$230	— \$140 \$230
BACK & ACCENT PILLOW FILL • LOUNGE • BLDOWN	— \$230	— \$110		— \$230	— \$230	— \$230	— \$110	— \$110

- ▶ Following skus are only available in A, B, and C fabric codes: 62, CL, 63, 61, 50, 30, 20, LL, RL.
B62, B63, B61, B50 only available in A and B code fabrics.
- ▶ If pillows are not selected, **ACCENT PILLOW FABRIC** *must* be NONE-1 for both options, if pillows are selected then there must be a pillow fabric entered for both **ACCENT PILLOW FABRIC** options(Example: for the sofa you cannot order only 2 accent pillows you must order 4)
- ▶ For the 62/B62 - the first and second Accent Pillow Fabric option will be for 2 pillows each
- ▶ For the 63/B63/61/B61/LL/RL - the first and second Accent Pillow Fabric option will be for 1 pillow each
- ▶ B62/B63/B61/B50 items are only available in A & B code fabrics

NEW

Anson Suite: 2768

Category: Fabric Upholstery

The Anson is a transitional style group that features track arms and soft comfortable attached boxed backs with reversible seat cushions. A block leg style is standard with this group and is finished in Brindle. Available in select FC covers only.



Introduced: 4/1/2023 **Country of Origin:** USA

Back Attached Boxed	Base Block Leg (removable legs)	Seat Boxed Loose	Seating Construction Sinuous Wire	Arm Caps Available option: Enter as part order	Accent Pillows Available in the Custom Pillow Program
-------------------------------	--	----------------------------	---	---	--

Ready to Ship

Item	Description	W x D x H	Cubes	Wgt	Unts	EDV	Ready to Ship
2768-6QFC18	Queen Sleeper (2/2)	80x37x37.5	61.7	192	3	1899	Items will be in fabric 1608-18 Sisal Revolution Fabric. Pillows are not included.
2768-62FC18	Sofa (2/2)	80x37x37.5	61.7	140	3	1299	
2768-12FC18	Chair	36x37x37.5	27.8	76	1	949	
Sectional Items							
2768-66FC18	LAF Sect. w/Corner(3)	88x37x37.5	67.8	148	3	1399	
2768-41FC18	RAF Sect. Loveseat(2)	53x37x37.5	40.9	95	2	1200	
2768-20FC18	Armless Chair	23x37x37.5	17.7	71	1	700	

► There is no "How to Order" for the Ready to Ship pieces, they are stocked items and only come in fabric noted above.

***Special Cut & Sewn Options**

- FC224-1** Same as fabric 1608-1 (Canvas Revolution fabric), pillows available in the Custom Pillow program
- FC224-18** Same as fabric 1608-18 (Sisal Revolution fabric), pillows available in the Custom Pillow program
- FC224-19** Same as fabric 1608-19 (Chrome Revolution fabric), pillows available in the Custom Pillow program

Item	Description	W x D x H	Cubes	Wgt	Unts	EDV	Special Cut & Sewn Offerings
2768-72FC	Sofa (3/3)	82x37x37.5	61.7	140	3	1399	See Special Cut & Sewn Options above
2768-6QFC	Queen Sleeper (2/2)	80x37x37.5	61.7	192	3	1899	
2768-62FC	Sofa (2/2)	80x37x37.5	61.7	140	3	1299	
2768-42FC	Loveseat	58x37x37.5	44.7	105	2	1249	
2768-12FC	Chair	36x37x37.5	27.8	76	1	949	
2768-01FC	Ottoman	27x22x18	5.7	23	0.5	499	
Sectional Items							
2768-67FC	RAF Sect. w/Corner(3)	88x37x37.5	67.8	148	3	1399	
2768-66FC	LAF Sect. w/Corner(3)	88x37x37.5	67.8	148	3	1399	
2768-43FC	LAF Sect. Loveseat(2)	53x37x37.5	40.9	95	2	1200	
2768-41FC	RAF Sect. Loveseat(2)	53x37x37.5	40.9	95	2	1200	
2768-20FC	Armless Chair	23x37x37.5	17.7	71	1	700	

► NEW 72FC 3/3 Sofa

Sawtooth connectors are preinstalled on the following sectional pieces:
67, 66, 43, 41, 20

The 20 can also be used as freestanding

Item	Seat Length	Seat Depth	Seat Height	Arm Height
2768-6Q, 62	66	22	20.5	26
2768-42	44	22	20.5	26
2768-12	22	22	20.5	26
2768-66, 67	69	22	20.5	26
2768-41, 43	46	22	20.5	26
2768-20	23	22	20.5	--

COM Yardage Requirements-Fabric only

Please reference the COM Program Procedures at the front of the price book for any necessary information.

Item	Plain Railroad	Plain Up the Bolt	Small Stripe Railroad	Wide Stripe or Plaids	Center Match
2768-6Q, 62	14.0	15.4	17.1	18.5	22.0
2768-42	10.9	12.0	13.3	14.4	17.4
2768-12	7.4	8.1	9.0	9.7	12.0
2768-01	2.8	3.6	3.9	4.3	4.6
2768-67, 66	15.9	17.5	19.4	20.9	24.8
2768-43, 41	9.9	10.9	12.1	13.1	15.8
2768-20	5.1	5.6	6.2	6.7	8.6

How to Order

	Queen Sleeper	Sofas / Loveseat	Chair	Ottoman	Sectional Sofas	Sectional Loveseats	Armless Chair
Ordering Options	2768-6QFC	2768-72FC, 62FC, 42FC	2768-12FC	2768-01FC	2768-67FC, 66FC	2768-43FC, 41FC	2768-20FC
BODY FABRIC	FC224-	FC224-	FC224-	FC224-	FC224-	FC224-	FC224-
MATTRESS							
• STD(M(Standard Innerspring)	—						
• REAXION(Foam Mattress)	\$380						
• AIR2(Air Mattress)	\$680						

- When ordering cut & sewn cover **FC224-1**, the Body will come in fabric **1608-1**, Accent Pillows available in the Custom Pillow program
- When ordering cut & sewn cover **FC224-18**, the Body will come in fabric **1608-18**, Accent Pillows available in the Custom Pillow program
- When ordering cut & sewn cover **FC224-19**, the Body will come in fabric **1608-19**, Accent Pillows available in the Custom Pillow program

Category: Accent Chair & Ottomans

Aria
Suite: 1191



Wood frame accent chair that features brass or brushed stainless finished ferrules.
This imported wood frame is finished in USA and available in any upholstery finish.
Seats and backs are attached and available in fabric or leather. Seat construction is webbing.

Introduced: 10/1/2017 Country of Origin: USA

Graded Prices - Fabric

Item	Description	W x D x H	Cubes	Wgt	Unts	21	22	23	24	25	26	27	28	29	30	31	32	33	34	35
1191-02	Accent Chair	28x34x36	19.7	51	1	2009	2069	2109	2179	2259	2379	2429	2499	2539	2629	2689	2749	2809	2869	2929

Graded Prices - Leather

Item	Description	W x D x H	Cubes	Wgt	Unts	52	53	54	55	56	57	58
1191-02L	Accent Chair	28x34x36	19.7	51	1	2269	2409	2569	2769	2889	3009	3139

Item	Seat Length	Seat Depth	Seat Height	Arm Height
1191-02	21	22	19	24

COM Yardage Requirements-Fabric only

Please reference the COM Program Procedures at the front of the price book for any necessary information.

Item	Plain Railroad	Plain Up the Bolt	Small Stripe Railroad	Wide Stripe or Plaids	Center Match
1191-02	3.5	3.8	4.5	5.0	5.3

How to Order

Fabric Chair	
1191-02	
Ordering Options	
BODY FABRIC	
FERRULE	
• BRASS(Modern Brass)	---
• STAINLESS(Stainless Steel)	---
FINISH	

Leather Chair	
1191-02L	
Ordering Options	
BODY LEATHER	
FERRULE	
• BRASS(Modern Brass)	---
• STAINLESS(Stainless Steel)	---
FINISH	

Choices of FINISH

BF008	Cloud	BF106	Slate	BF808	Brindle
BF103	Ash	BF807	Walnut	BF903	Onyx


Category: Benches

**Balfour
Suite: 1522**

Balfour is a fully upholstered bench with wood base and track style arms, with a loose reversible reversible seat cushion.

Introduced: 6/1/2021

Country of Origin: USA



Graded Prices - Fabric

Item	Description	W x D x H	Cubes	Wgt	Unts	21	22	23	24	25	26	27	28	29	30	31	32	33	34	35
1522-6020	Bench	60x20x23.5	16.3	73	1	1739	1809	1869	1939	2009	2069	2139	2209	2269	2339	2409	2469	2539	2609	2669

Graded Prices - Leather

Item	Description	W x D x H	Cubes	Wgt	Unts	52	53	54	55	56	57	58
1522-6020L	Bench	60x20x23.5	16.3	73	1	2539	2669	2809	2939	3069	3209	3339

Item	Seat Length	Seat Depth	Seat Height	Arm Height
1522-6020	48.5	20	19.5	23.5

COM Yardage Requirements-Fabric only

Please reference the COM Program Procedures at the front of the price book for any necessary information.

Item	Plain Railroad	Plain Up the Bolt	Small Stripe Railroad	Wide Stripe or Plaids	Center Match
1522-6020	4.5	4.9	5.5	5.9	7.7

How to Order

Fabric Bench	
Ordering Options	1522-6020
BODY FABRIC	
FINISH	
Leather Bench	
Ordering Options	1522-6020L
BODY LEATHER	
FINISH	

Choices of FINISH

BF008	Cloud	BF106	Slate	BF808	Brindle
BF103	Ash	BF807	Walnut	BF903	Onyx

**Beckham
Suite: 2676**

Category: Fabric Upholstery

A transitional group with endless possibilities. Beckham has limited skus and can transform into as large or small as needed to fill your room. All pieces are top stitched, weltless with boxed seat cushions and features a loose knife edge back. The legs are finished in Walnut.
Introduced: 4/1/2018 **Country of Origin:** USA



Back Loose knife edge	Base Wood legs (removable legs)	Seat Boxed loose top stitched	Seating Construction Sinuous Wire	Arm Caps Not available	Accent Pillows Optional pillows available at an upcharge
---------------------------------	---	---	---	----------------------------------	--

Ready to Ship

Item	Description	W x D x H	Cubes	Wgt	Unts	Price	Ready to Ship
2676-30FC2	Corner Chair	38.5x38.5x38.5	24.4	71	1	1319	Items will be in fabric 1495-2 Straw Revolution Fabric. Pillows are not included.
2676-20FC2	Armless Chair	38.5x38.5x38.5	24.4	66	1	1180	
2676-S2FC2	Storage Ottoman	39x39x19.5	15.8	98	0.5	1269	
2676-00FC2	Ottoman	39x39x19.5	15.8	57	0.5	1009	

Item	Description	W x D x H	Cubes	Wgt	Unts	Price	Ready to Ship	NEW COVER
2676-30FC0	Corner Chair	38.5x38.5x38.5	24.4	71	1	1319	Items will be in fabric 1495-0 Bone Revolution Fabric. Pillows are not included.	
2676-20FC0	Armless Chair	38.5x38.5x38.5	24.4	66	1	1180		
2676-S2FC0	Storage Ottoman	39x39x19.5	15.8	98	0.5	1269		
2676-00FC0	Ottoman	39x39x19.5	15.8	57	0.5	1009		

- ▶ There is no "How to Order" for Ready to Ship pieces, they are stocked items and only come in fabrics noted above.
- ▶ The Ready To Ship storage ottoman (2676-S2FC_) has casters.

***Special Cut & Sewn Options**

FC178-2 Same as fabric 1495-2 (Straw Revolution fabric), pillows available in any fabric at an upcharge

FC178-0 Same as fabric 1495-0 (Bone Revolution fabric), pillows available in any fabric at an upcharge

Item	Description	W x D x H	Cubes	Wgt	Unts	Price	Special Cut & Sewn Offerings	
2676-72FC	Sofa	93.5x38.5x38.5	83.3	176	3	2669	*see above	
2676-05FC	Swivel Chair	29.5x38.5x38.5	20.5	112	1	1469		
Sectional Items								
2676-30FC	Corner Chair	38.5x38.5x38.5	24.4	71	1	1319		
2676-23FC	LAF Chair	38.5x38.5x38.5	24.4	71	1	1269		
2676-23WFC	Wide LAF Chair	43.5x38.5x38.5	30	94	1	1339		
2676-21FC	RAF Chair	38.5x38.5x38.5	24.4	71	1	1269		
2676-21WFC	Wide RAF Chair	43.5x38.5x38.5	30	94	1	1339		
2676-20FC	Armless Chair	38.5x38.5x38.5	24.4	66	1	1180		
2676-LLFC	LF Chaise Lounge	38.5x65x38.5	43.4	122	2	1940		
2676-RLFC	RF Chaise Lounge	38.5x65x38.5	43.4	122	2	1940		
2676-LBFC	Left Bumper	67x38.5x38.5	46	78	2	2010		
2676-RBFC	Right Bumper	67x38.5x38.5	46	78	2	2010		
2676-CTFC	Console	12x39x20	5.4	29	0.05	670		
2676-00FC	Ottoman	39x39x19.5	15.8	57	0.5	1009		
2676-S2FC	Storage Ottoman	39x39x19.5	15.8	98	0.5	1269		

- ▶ Console has wireless phone charger.

Graded Prices - Fabric

Item	Description	W x D x H	Cubes	Wgt	Unts	21	22	23	24	25	26	27	28	29	30	31	32	33	34	35
2676-72	Sofa	93.5x38.5x38.5	83.3	176	3	3069	3209	3339	3469	3609	3739	3869	4009	4139	4269	4409	4539	4669	4809	4939
2676-05	Swivel Chair	29.5x38.5x38.5	20.5	112	1	1669	1739	1809	1869	1939	2009	2069	2139	2209	2269	2339	2409	2469	2539	2609
Sectional Items																				
2676-30	Corner Chair	38.5x38.5x38.5	24.4	71	1	1649	1689	1749	1819	1889	1949	2019	2089	2149	2219	2289	2349	2419	2489	2549
2676-23	LAF Chair	38.5x38.5x38.5	24.4	71	1	1609	1649	1709	1779	1849	1909	1979	2049	2109	2179	2249	2309	2379	2449	2509
2676-23W	Wide LAF Chair	43.5x38.5x38.5	30	94	1	1679	1719	1779	1849	1909	1979	2049	2109	2179	2249	2309	2379	2449	2509	2579
2676-21	RAF Chair	38.5x38.5x38.5	24.4	71	1	1609	1649	1709	1779	1849	1909	1979	2049	2109	2179	2249	2309	2379	2449	2509
2676-21W	Wide RAF Chair	43.5x38.5x38.5	30	94	1	1679	1719	1779	1849	1909	1979	2049	2109	2179	2249	2309	2379	2449	2509	2579
2676-20	Armless Chair	38.5x38.5x38.5	24.4	66	1	1380	1490	1550	1620	1690	1750	1820	1890	1950	2020	2090	2150	2220	2290	2350
2676-LL	LF Chaise Lounge	38.5x65x38.5	43.4	122	2	2200	2300	2390	2480	2580	2670	2760	2860	2950	3040	3140	3230	3320	3420	3510
2676-RL	RF Chaise Lounge	38.5x65x38.5	43.4	122	2	2200	2300	2390	2480	2580	2670	2760	2860	2950	3040	3140	3230	3320	3420	3510
2676-LB	Left Bumper	67x38.5x38.5	46	78	2	2270	2360	2460	2550	2640	2740	2830	2920	3020	3110	3200	3300	3390	3490	3580
2676-RB	Right Bumper	67x38.5x38.5	46	78	2	2270	2360	2460	2550	2640	2740	2830	2920	3020	3110	3200	3300	3390	3490	3580
2676-CT	Console	12x38.5x20	5.4	29	0.05	810	850	890	930	970	1010	1050	1090	1130	1170	1210	1250	1290	1330	1370
2676-00	Ottoman	39x39x19.5	15.8	57	0.5	1139	1179	1209	1249	1279	1319	1359	1399	1419	1459	1479	1519	1559	1599	1639
2676-S2	*Storage Ottoman	39x39x19.5	15.8	98	0.5	1469	1499	1539	1579	1609	1649	1669	1709	1739	1779	1819	1859	1889	1929	1949

- ▶ Console has wireless phone charger.

****See following page for General Information, COM requirements & How to Order****

**Beckham
Suite: 2676**

Category: Fabric Upholstery

ACCENT PILLOWS AVAILABLE AT AN UPCHARGE							
	72/72FC	30/30FC	23/23FC/23W	21/21FC/21	20/	LB/LBFC	RB/RBFC
Pillows:	72/72FC	30/30FC	/23WFC	W/21WFC	20FC	LL/LLFC	RL/RLFC
Accent 19"	2	1	1	1	2	1	1

► **COMPATIBILITY WARNING:** Up-the-bolt fabrics, fabric codes B, D, and E, will be seamed on the outback

Sawtooth connectors are shipped with the leg kits on the 30, 23, 23W, 21, 21W, 20, LL and RL pieces only, to be installed as desired.

Item	Length	Depth	Height	Height
2676-72	86.5	24	22	30
2676-05	22.5	24	22	30
2676-30	24	24	22	-
2676-23, 21	35.5	24	22	30
2676-20	38.5	24	22	-
2676-LL, RL	23	49	22	40
2676-21W, 23W	36.5	24	22	30
2676-LB, RB	67	24	22	-

Height from floor to top of back rail: 30"

COM Yardage Requirements-Fabric only						
Please reference the COM Program Procedures at the front of the price book for any necessary information.						
Item	Plain Railroad	Plain Up the Bolt	Small Stripe Railroad	Wide Stripe or Plaids	Center Match	
2676-72	17.5	19.2	21.3	23.1	27.2	
2676-05	8.3	9.1	10.1	10.9	13.4	
2676-30	9.5	10.5	11.6	12.6	15.3	
2676-23, 21	10.4	11.4	12.6	13.7	16.5	
2676-20	8.2	9.0	10.0	10.8	13.2	
2676-LL, RL	11.2	12.3	13.7	14.8	16.8	
2676-00	3.8	4.2	4.6	5.0	5.7	
2676-S2	4.0	5.1	5.5	6.1	6.5	

How to Order

Ordering Options	Sofa	Swivel Chair	Corner, LAF & RAF Chairs	Armless Chair	Chaises	Ottomans	
	2676-72FC	2676-05FC	2676-30FC, 23FC, 23WFC, 21FC, 21 WFC	2676-20FC	2676-LLFC, RLFC, LBFC, RBFC	2676-00FC, CTFC	2676-S2FC
BODY FABRIC CUT & SEWN	FC178-	FC178-	FC178-	FC178-	FC178-	FC178-	FC178-
ACCENT PILLOW FABRIC							
• NONE-1(no pillows)	—		—	—	—		
• Any Fabric	\$150		\$90	\$150	\$90		
SEAT CUSHION FILL							
• LOUNGE	—	—	—	—	—		
• SUPPORT	\$230	\$140	\$140	\$140	\$230		
• BLDOWN / PREMIER	\$380	\$230	\$230	\$230	\$380		
BACK & ACCENT PILLOW FILL							
• LOUNGE	—	—	—	—	—		
• BLDOWN	\$230	\$110	\$110	\$110	\$230		
BASE TYPE							
• CASTERS							—
• LEGS							—

- When ordering cut & sewn cover FC178-2, the Body will come in fabric 1495-2, Accent Pillows available in any fabric at an upcharge
- When ordering cut & sewn cover FC178-0, the Body will come in fabric 1495-0, Accent Pillows available in any fabric at an upcharge

Ordering Options	Sofa	Swivel Chair	Corner, LAF & RAF Chairs	Armless Chair	Chaises	Ottomans	
	2676-72	2676-05	2676-30, 23, 23W, 21, 21W	2676-20	2676-LL, RL, LB, RB	2676-00, CT	2676-S2
BODY FABRIC							
ACCENT PILLOW FABRIC							
• NONE-1(no pillows)	—		—	—	—		
• Any Fabric	\$150		\$90	\$150	\$90		
SEAT CUSHION FILL							
• LOUNGE	—	—	—	—	—		
• SUPPORT	\$230	\$140	\$140	\$140	\$230		
• BLDOWN / PREMIER	\$380	\$230	\$230	\$230	\$380		
BACK & ACCENT PILLOW FILL							
• LOUNGE	—	—	—	—	—		
• BLDOWN	\$230	\$110	\$110	\$110	\$230		
BASE TYPE							
• CASTERS							—
• LEGS							—

**Beckham
Suite: 2676**

Category: Leather Upholstery

A transitional modular sectional with endless possibilities. Beckham has limited skus and can transform into as large or small as needed to fill your room. All pieces are top stitched, weltless with boxed seat cushions and features a semi-attached knife edge back. The legs are finished in Walnut.



Introduced: 12/1/2019 Country of Origin: USA

Back	Base	Seat	Seating Construction	Arm Caps	Accent Pillows
Loose(Velcro) knife edge	Wood legs (removable legs)	Boxed loose top stitched	Sinuous Wire	Not available	Optional pillows available see General Information

Graded Prices - Leather												
Item	Description	W x D x H	Cubes	Wgt	Unts	52	53	54	55	56	57	58
2676-72L	Sofa	93.5x38.5x40	83.3	176	3	4669	5069	5469	5869	6269	6669	7069
2676-05L	Swivel Chair	29.5x38.5x40	20.5	112	1	3009	3209	3409	3609	3809	4009	4209
Sectional Items												
2676-30L	Corner Chair	38.5x38.5x40	24.4	71	1	3169	3449	3769	3999	4219	4439	4669
2676-30LL	LF Corner Chair	38.5x38.5x40	24.4	71	1	3169	3449	3769	3999	4219	4439	4669
2676-30LR	RF Corner Chair	38.5x38.5x40	24.4	71	1	3169	3449	3769	3999	4219	4439	4669
2676-23L	LAF Chair	38.5x38.5x40	24.4	71	1	3169	3449	3769	3999	4219	4429	4669
2676-23WL	Wide LAF Chair	43.5x39x40	30	94	1	3239	3509	3839	4059	4289	4499	4739
2676-21L	RAF Chair	38.5x38.5x40	24.4	71	1	3169	3449	3769	3999	4219	4429	4669
2676-21WL	Wide RAF Chair	43.5x39x40	30	94	1	3239	3509	3839	4059	4289	4499	4739
2676-20L	Armless Chair	38.5x38.5x40	24.4	66	1	2560	2800	3060	3240	3420	3600	3780
2676-LLL	LF Chaise Lounge	38.5x65x40	43.4	122	2	4200	4520	4950	5240	5550	5840	6150
2676-RLL	RF Chaise Lounge	38.5x65x40	43.4	122	2	4200	4520	4950	5240	5550	5840	6150
2676-LBL	Left Bumper	67x39x40	46	78	2	4270	4540	4800	5070	5340	5600	5870
2676-RBL	Right Bumper	67x39x40	46	78	2	4270	4540	4800	5070	5340	5600	5870
2676-CTL	Console	12x39x20	5.4	29	0.05	940	1010	1070	1140	1200	1270	1340
2676-00L	Ottoman	39x39x19.5	15.8	57	0.5	1809	1939	2069	2209	2339	2469	2609
2676-S2L	Storage Ottoman	39x39x19.5	15.8	98	0.5	2139	2269	2449	2549	2659	2749	2869

- ▶ When using the Corner Chair to turn the corner in a sectional order the 30L, when using on the end of a sectional on the left order the 30LL, when using on the end of a sectional on the right order the 30LR
- ▶ Console has wireless phone charger.

ACCENT PILLOWS INCLUDED
NONE

Item	Seat Length	Seat Depth	Seat Height	Arm Height
2676-72	86.5	24	22	30
2676-05	22.5	24	22	30
2676-30	24	24	22	-
2676-23, 21	35.5	24	22	30
2676-20	38.5	24	22	-
2676-LL, RL	23	49	22	40
2676-21W, 23W	36.5	24	22	30
2676-LB, RB	67	24	22	-

Sawtooth connectors are shipped with the leg kits on the 30, 23, 23W, 21, 21W, 20, LL and RL pieces only, to be installed as desired.


Height from floor to top of back rail: 30"

How to Order

Ordering Options	Sofa	Swivel Chair	Corner, LAF & RAF Chairs	Armless Chair	Chaises	Ottomans	
	2676-72L	2676-05L	2676-30L, 30LL, 30LR, 23L, 23WL, 21L, 21WL	2676-20L	2676-LLL, RLL, LBL, RBL	2676-00L	2676-S2L
BODY FABRIC							
SEAT CUSHION FILL							
• LOUNGE	—	—	—	—	—		
• SUPPORT	\$230	\$140	\$140	\$140	\$230		
• BLDOWN / PREMIER	\$380	\$230	\$230	\$230	\$380		
BACK FILL							
• LOUNGE	—	—	—	—	—		
• BLDOWN	\$230	\$110	\$110	\$110	\$230		
BASE TYPE							
• CASTERS						—	—
• LEGS						—	—

Belmont Suite: 1520
Category: Benches

Belmont is a fully upholstered bench with track style arms and loose reversible seat cushion.
Introduced: 6/1/2021 **Country of Origin:** USA



Graded Prices - Fabric

Item	Description	W x D x H	Cubes	Wgt	Unts	21	22	23	24	25	26	27	28	29	30	31	32	33	34	35
1520-6020	Bench	60x20x23.5	16.3	73	1	1609	1669	1739	1809	1869	1939	2009	2069	2139	2209	2269	2339	2409	2469	2539

Graded Prices - Leather

Item	Description	W x D x H	Cubes	Wgt	Unts	52	53	54	55	56	57	58
1520-6020L	Bench	60x20x23.5	16.3	73	1	2409	2539	2669	2809	2939	3069	3209

Item	Seat Length	Seat Depth	Seat Height	Arm Height
1520-6020	48.5	20	19.5	23.5

COM Yardage Requirements-Fabric only
 Please reference the COM Program Procedures at the front of the price book for any necessary information.

Item	Plain Railroad	Plain Up the Bolt	Small Stripe Railroad	Wide Stripe or Plaids	Center Match
1520-6020	5.2	5.7	6.3	6.8	8.8

How to Order

<i>Ordering Options</i>		<i>Fabric Bench</i>
		1520-6020
BODY FABRIC		
FINISH		

<i>Ordering Options</i>		<i>Leather Bench</i>
		1520-6020L
BODY LEATHER		
FINISH		

Choices of FINISH

BF008	Cloud	BF106	Slate	BF808	Brindle
BF103	Ash	BF807	Walnut	BF903	Onyx

Category: Accent Chair & Ottomans

**Brevard
Suite: 1264**

Brevard is tight-back chair with roll back with roll arms and welt. Available as stationary chair, swivel chair, or skirted swivel chair. Seat construction is sinuous wire and features a HR QUALUX construction seat cushion with additional cushion options. On the Accent Chair the wood legs are removable.



Available as a swivel or stationary chair.

Introduced: 8/1/2021 Country of Origin: USA

Graded Prices - Fabric

Item	Description	W x D x H	Cubes	Wgt	Unts	21	22	23	24	25	26	27	28	29	30	31	32	33	34	35
1264-02	Accent Chair	33x36x34.5	26.7	94	1	2009	2069	2139	2209	2269	2339	2409	2469	2539	2609	2669	2739	2809	2869	2939
1264-05	Swivel Chair	33x36x34.5	26.7	110	1	2139	2209	2269	2339	2409	2469	2539	2609	2669	2739	2809	2869	2939	3009	3069
1264-05S	Swivel Chair w/Skirt	33x36x34.5	26.7	110	1	2209	2269	2339	2409	2469	2539	2609	2669	2739	2809	2869	2939	3009	3069	3139

Graded Prices - Leather

Item	Description	W x D x H	Cubes	Wgt	Unts	52	53	54	55	56	57	58
1264-02L	Accent Chair	33x36x34.5	26.7	94	1	3469	3609	3739	3869	4009	4139	4269
1264-05L	Swivel Chair	33x36x34.5	26.7	110	1	3609	3739	3869	4009	4139	4269	4409

Item	Seat Length	Seat Depth	Seat Height	Arm Height
1264-02, 05	21	22	20	25

COM Yardage Requirements-Fabric only

Please reference the COM Program Procedures at the front of the price book for any necessary information.

Item	Plain Railroad	Plain Up the Bolt	Small Stripe Railroad	Wide Stripe or Plaids	Center Match
1264-02	6.3	7.0	7.7	8.3	10.5
1264-05	6.9	7.6	8.4	9.1	11.4
1264-05S	8.5	9.4	10.4	11.2	13.8

How to Order

Ordering Options	Fabric Chair	Fabric Swivel Chairs	
	1264-02	1264-05	1264-05S
BODY FABRIC			
SEAT CUSHION FILL			
• LOUNGE	—	—	—
• SUPPORT	\$140	\$140	\$140
• PREMIER	\$230	\$230	\$230
FINISH			

Ordering Options	Leather Chair	Leather Swivel Chair
	1264-02L	1264-05L
BODY LEATHER		
SEAT CUSHION FILL		
• LOUNGE	—	—
• SUPPORT	\$140	\$140
• PREMIER	\$230	\$230
FINISH		

Choices of FINISH					
BF008	Cloud	BF106	Slate	BF808	Brindle
BF103	Ash	BF807	Walnut	BF903	Onyx

Carolina

Category: Fabric/Leather Upholstery

Suite: 3849, 3851, 3885, 3887

Moderately scaled domestic upholstery collection that features a choice arm styles and features a loose box back, top stitched seat cushions and tapered legs available in a choice of finishes. Optional nail head trim and finishes are available. If selected, the nail head trim will be the medium size(5/8") and will be spaced along the front rail.



3849 - Track Arm



3885 - Thin Track Arm



3851 - Sock Arm



3887 - Panel Arm

Introduced: 3/1/2015 Country of Origin: USA

Back Loose boxed top stitched	Base Tapered leg (removable legs)	Seat Boxed loose top stitched	Seating Construction Sinuous wire Webbing-34 pc only	Arm Caps Available option: enter as part order	Accent Pillows Optional pillows available at an upcharge
---	---	---	--	--	--

Indicate "49", "51", "85", or "87" in place of "_" when ordering for appropriate style
Example of item #'s: 3851-72 for a Sofa with a Sock Arm

		Graded Prices - Fabric																			
Item	Description	W x D x H	Cubes	Wgt	Unts	21	22	23	24	25	26	27	28	29	30	31	32	33	34	35	
38__7Q	Queen Sleeper(3/3)	_x37x37	72.8	198	3	3539	3669	3809	3939	4069	4209	4339	4469	4609	4739	4869	5009	5139	5269	5409	
38__-72	Sofa (3/3)	_x37x37	72.8	148	3	2809	2939	3069	3209	3339	3469	3609	3739	3869	4009	4139	4269	4409	4539	4669	
38__-6Q	Queen Sleeper(2/2)	_x37x37	69.4	198	3	3409	3539	3669	3809	3939	4069	4209	4339	4469	4609	4739	4869	5009	5139	5269	
38__-62	Sofa (2/2)	_x37x37	69.4	146	3	2669	2809	2939	3069	3209	3339	3469	3609	3739	3869	4009	4139	4269	4409	4539	
38__-52	Studio Sofa(2/2)	_x37x37	63.3	132	3	2609	2739	2869	3009	3139	3269	3409	3539	3669	3809	3939	4069	4209	4339	4469	
38__-42	Loveseat (2/2)	_x37x37	52	111	2	2539	2669	2809	2939	3069	3209	3339	3469	3609	3739	3869	4009	4139	4269	4409	
38__-18	Chair and a Half	_x37x37	37.3	79	1.5	1939	2009	2069	2139	2209	2269	2339	2409	2469	2539	2609	2669	2739	2809	2869	
38__-12	Chair	_x37x37	31.2	68	1	1809	1869	1939	2009	2069	2139	2209	2269	2339	2409	2469	2539	2609	2669	2739	
38__-01	Ottoman	28x23x18	7	30	0.5	939	969	989	1019	1049	1069	1099	1129	1149	1179	1209	1229	1259	1289	1309	
38__-S2	Storage Ott. w/Casters	36x28x19	12.5	38	0.5	1339	1379	1419	1459	1499	1539	1579	1619	1659	1699	1739	1779	1819	1859	1899	
Sectional Items																					
38__-67	RAF Sect. w/Corner(3)	_x37x37	78.9	163	3	2869	3009	3139	3269	3409	3539	3669	3809	3939	4069	4209	4339	4469	4609	4739	
38__-66	LAF Sect. w/Corner(3)	_x37x37	78.9	163	3	2869	3009	3139	3269	3409	3539	3669	3809	3939	4069	4209	4339	4469	4609	4739	
38__-63	LAF Sectional Sofa(3)	_x37x37	68.5	141	3	2740	2870	3000	3140	3270	3400	3540	3670	3800	3940	4070	4200	4340	4470	4600	
38__-61	RAF Sectional Sofa(3)	_x37x37	68.5	141	3	2740	2870	3000	3140	3270	3400	3540	3670	3800	3940	4070	4200	4340	4470	4600	
38__-50	Armless Loveseat(2)	62x37x37	53.8	101	2	2340	2430	2520	2620	2710	2800	2900	2990	3080	3180	3270	3360	3460	3550	3640	
38__-43	LAF Sect. Loveseat(2)	_x37x37	47.7	106	2	2200	2340	2470	2600	2740	2870	3000	3140	3270	3400	3540	3670	3800	3940	4070	
38__-41	RAF Sect. Loveseat(2)	_x37x37	47.7	106	2	2200	2340	2470	2600	2740	2870	3000	3140	3270	3400	3540	3670	3800	3940	4070	
38__-34	Seating Corner	45.5x45.5x37	44.3	108	2	2409	2469	2539	2609	2669	2739	2809	2869	2939	3009	3069	3139	3209	3269	3339	
38__-20	Armless Chair	24x37x37	19.2	52	1	1540	1600	1670	1740	1800	1870	1940	2000	2070	2140	2200	2270	2340	2400	2470	
38__-LL	LAF Chaise Lounge	_x63x37	54.6	116	2	2270	2340	2400	2470	2540	2600	2670	2740	2800	2870	2940	3000	3070	3140	3200	
38__-RL	RAF Chaise Lounge	_x63x37	54.6	116	2	2270	2340	2400	2470	2540	2600	2670	2740	2800	2870	2940	3000	3070	3140	3200	

*Storage ottoman above will have casters

Overall Length by Arm Style(where applicable)				
Item	3849 Track	3851 Sock	3885 Thin Track	3887 Panel
7Q, 72	84	88	81	84
6Q, 62	80	84	77	80
52	73	77	70	73
42	60	64	57	60
18	43	47	40	43
12	36	40	33	36
67, 66	91	93	88	91
63, 61	79	81	77	79
43, 41	55	57	53	55
LL, RL	33.5	35.5	32	33.5

Due to the handcrafted nature of custom upholstery, the use of soft padding materials, and the application of textiles of varying thickness, the dimensions stated here represent approximate sizes.

ACCENT PILLOWS AVAILABLE AT AN UPCHARGE										
Pillows:	7Q/72	6Q/62	52	42	18	67/66	63/61	43/41	34	LL/RL
Accent 19"	2	2	2	2	1	2	1	1	1	1

► **COMPATIBILITY WARNING:** Sofas, Sleepers, Loveseat, and Sectional items are only available in fabric codes A, B, and C. Fabric code B will be seamed on the outback.

See following page for additional General Information and COM requirements and How to Order

Category: Fabric/Leather Upholstery

Suite: 3849, 3851, 3885, 3887

Sawtooth connectors are preinstalled on the following sectional pieces:
 67, 66, 63, 61, 50, 43, 41, 34, 20, LL, RL
 The 20, LL and RL can also be used as freestanding

NEW				
Tier 1 - Special Assigned Fabrics for Pricing(Grade 21 Pricing)				
1495-0U	1603-0U	1609-0U	1611-5U	6418-19U
1495-2U	1603-15U	1609-2U	1612-0U	6418-4U
1495-19U	1603-18U	1609-19U	1612-15U	6418-5U
1579-36U	1603-19U	1610-1U	1612-18U	6431-4U
1598-1U	1908-18U	1611-19U	1612-19U	64319U
1598-19U	1608-19U	1611-2U	1612-5U	6431-26U
1602-1U				

When ordering these body fabrics you must place the "U" after the color # and pricing will always be Grade 21.

Item	Seat Length	Seat Depth	Seat Height	Arm Height
38_-7Q, 72	72	22	21	24.5
38_-6Q, 62	68	22	21	24.5
38_-52	61	22	21	24.5
38_-42	48	22	21	24.5
38_-18	31	22	21	24.5
38_-12	24	22	21	24.5
38_-66, 67	69	22	21	24.5
38_-61, 63	72	22	21	24.5
38_-50	62	22	21	-
38_-41, 43	48	22	21	24.5
38_-34	13*	22	21	-
38_-20	24	22	21	-
38_-LL, RL	27	47	21	24.5

COM Yardage Requirements-Fabric only					
Please reference the COM Program Procedures at the front of the price book for any necessary information.					
Item	Plain Railroad	Plain Up the Bolt	Small Stripe Railroad	Wide Stripe or Plaids	Center Match
38_-7Q, 72	15.5	17.0	19.0	20.5	24.0
38_-6Q, 62	15.0	16.5	18.0	19.5	23.5
38_-67, 66	18.0	20.0	22.0	23.5	28.0
38_-63, 61	14.0	15.0	17.0	18.0	21.5
38_-52	14.0	15.5	17.0	18.5	22.0
38_-50	11.0	12.0	13.5	14.5	17.5
38_-42	12.0	13.0	14.5	15.5	19.0
38_-43, 41	11.0	12.0	13.0	14.5	17.0
38_-34	11.0	12.0	13.0	14.5	17.0
38_-18	9.5	10.5	11.5	12.5	15.0
38_-20	5.0	5.5	6.0	6.5	8.0
38_-12	7.0	8.0	8.5	9.5	11.5
38_-01	2.5	3.5	3.5	4.0	4.0
38_-S2	3.5	4.5	5.0	5.5	6.0
38_-LL, RL	9.0	10.0	11.0	12.0	14.5

****See following page for How to Order****

How to Order

Ordering Options	Sleepers	Sofas	Loveseat	Chair and a Half	Chair	Ottoman	Storage Ottoman
	38__-7Q, 6Q	38__-72, 62, 52	38__-42	38__-18	38__-12	38__-01	38__-S2
BODY FABRIC							
ACCENT PILLOW FABRIC							
• NONE-1(no pillows)	—	—	—	—			
• Any Fabric	\$150	\$150	\$150	\$90			
SEAT CUSHION FILL							
• LOUNGE	—	—	—	—	—		
• SUPPORT	\$230	\$230	\$230	\$140	\$140		
• BLDOWN / PREMIER / SPDOWN	\$380	\$380	\$380	\$230	\$230		
BACK & ACCENT PILLOW FILL							
• LOUNGE	—	—	—	—	—		
• BLDOWN / PREMIER	\$230	\$230	\$230	\$110	\$110		
MATTRESS							
• STD(M(Standard Innerspring)	—						
• REAXION(Foam Mattress)	\$380						
• AIR2(Air Mattress)	\$680						
NAIL HEAD TRIM							
• NONE-1(no nail head trim)	—	—	—	—	—	—	—
• ABNAIL / NKNAIL / OBNAIL	\$120	\$120	\$120	\$120	\$120	\$90	\$90
FINISH							
• Standard Finish	—	—	—	—	—	—	—
• Upcharge Finish	\$120	\$120	\$120	\$120	\$120	\$120	

► Following skus are only available in A, B, and C fabric codes: 7Q, 6Q, 72, 62, 52, 42

Ordering Options	Sectional Sofas		Armless Loveseat	Sectional Loveseats	Seating Corner	Armless Chair	Sectional Chaises
	38__-67, 66	38__-63, 61	38__-50	38__-43, 41	38__-34	38__-20	38__-LL, RL
BODY FABRIC							
ACCENT PILLOW FABRIC							
• NONE-1(no pillows)	—	—		—	—		—
• Any Fabric	\$150	\$90		\$90	\$90		\$90
SEAT CUSHION FILL							
• LOUNGE	—	—	—	—	—	—	—
• SUPPORT	\$230	\$230	\$230	\$230	\$230	\$140	\$230
• BLDOWN / PREMIER / SPDOWN	\$380	\$380	\$380	\$380	\$380	\$230	\$380
BACK & ACCENT PILLOW FILL							
• LOUNGE	—	—	—	—	—	—	—
• BLDOWN / PREMIER	\$230	\$230	\$230	\$230	\$230	\$110	\$230
NAIL HEAD TRIM							
• NONE-1(no nail head trim)	—	—	—	—	—	—	—
• ABNAIL / NKNAIL / OBNAIL	\$120	\$120	\$120	\$120	\$120	\$120	\$120
FINISH							
• Standard Finish	—	—	—	—	—	—	—
• Upcharge Finish	\$120	\$120	\$120	\$120	\$120	\$120	\$120

► Following skus are only available in A, B, and C fabric codes: 67, 66, 63, 61, 50, 43, 41, 34, 20, LL, RL

Choices of FINISH			
<u>Standard Finish</u>			
BF807	Walnut		
<u>Upcharge Finishes</u>			
BF008	Cloud	BF106	Slate
BF103	Ash	BF808	Brindle
		BF903	Onyx

Carolina

Category: Fabric/Leather Upholstery

Suite: 3849, 3851, 3885, 3887

Moderately scaled domestic upholstery collection that features a choice arm styles and features a semi-attached box back, top stitched seat cushions and tapered legs available in a choice of finishes. Optional nail head trim and finishes are available. If selected, the nail head trim will be the medium size(5/8") and will be spaced along the front rail.



3849 - Track Arm



3885 - Thin Track Arm



3851 - Sock Arm



3887 - Panel Arm

Introduced: 3/1/2015

Country of Origin USA

Back Semi-attached top stitched	Base Tapered leg (removable legs)	Seat Boxed loose top stitched	Seating Construction Sinuous wire Webbing-34 pc only	Arm Caps Not Available	Accent Pillows Optional pillows available at an upcharge
---	---	---	--	----------------------------------	--

Indicate "49", "51", "85", or "87" in place of " " when ordering for appropriate style
 Example of item #'s: 3851-72 for a Sofa with a Sock Arm

		Graded Prices - Leather										
Item	Description	W x D x H	Cubes	Wgt	Unts	52	53	54	55	56	57	58
38 -7QL	Queen Sleeper(3/3)	_x37x37	72.8	198	3	6069	6339	6609	6869	7139	7409	7669
38 -72L	Sofa (3/3)	_x37x37	72.8	148	3	5339	5609	5869	6139	6409	6669	6939
38 -6QL	Queen Sleeper(2/2)	_x37x37	69.4	198	3	6009	6269	6539	6809	7069	7339	7609
38 -62L	Sofa (2/2)	_x37x37	69.4	146	3	5269	5539	5809	6069	6339	6609	6869
38 -52L	Studio Sofa(2/2)	_x37x37	63.3	132	3	5209	5469	5739	6009	6269	6539	6809
38 -42L	Loveseat (2/2)	_x37x37	52	111	2	5069	5339	5609	5869	6139	6409	6669
38 -18L	Chair and a Half	_x37x37	37.3	79	1.5	3539	3739	3939	4139	4339	4539	4739
38 -12L	Chair	_x37x37	31.2	68	1	3269	3469	3669	3869	4069	4269	4469
38 -01L	Ottoman	28x23x18	7	30	0.5	1539	1649	1749	1859	1969	2069	2179
38 -S2L	Storage Ott. w/Casters	36x28x19	12.5	38	0.5	2139	2229	2329	2419	2509	2609	2699
Sectional Items												
38 -67L	RAF Sect. w/Corner(3)	_x37x37	78.9	163	3	5609	5869	6139	6409	6669	6939	7209
38 -66L	LAF Sect. w/Corner(3)	_x37x37	78.9	163	3	5609	5869	6139	6409	6669	6939	7209
38 -63L	LAF Sectional Sofa(3)	_x37x37	68.5	141	3	5140	5400	5670	5940	6200	6470	6740
38 -61L	RAF Sectional Sofa(3)	_x37x37	68.5	141	3	5140	5400	5670	5940	6200	6470	6740
38 -50L	Armless Loveseat(2)	62x37x37	53.8	101	2	4540	4800	5070	5340	5600	5870	6140
38 -43L	LAF Sect. Loveseat(2)	_x37x37	47.7	106	2	4470	4740	5000	5270	5540	5800	6070
38 -41L	RAF Sect. Loveseat(2)	_x37x37	47.7	106	2	4470	4740	5000	5270	5540	5800	6070
38 -34L	Seating Corner	45.5x45.5x37	44.3	108	2	4269	4539	4809	5069	5339	5609	5869
38 -20L	Armless Chair	24x37x37	19.2	52	1	2270	2400	2540	2670	2800	2940	3070
38 -LLL	LAF Chaise Lounge	_x63x37	54.6	116	2	4000	4270	4540	4800	5070	5340	5600
38 -RL	RAF Chaise Lounge	_x63x37	54.6	116	2	4000	4270	4540	4800	5070	5340	5600

*Storage ottoman above will have casters

Overall Length by Arm Style(where applicable)				
Item	3849 Track	3851 Sock	3885 Thin Track	3887 Panel
7Q, 72	84	88	81	84
6Q, 62	80	84	77	80
52	73	77	70	73
42	60	64	57	60
18	43	47	40	43
12	36	40	33	36
67, 66	91	93	88	91
63, 61	79	81	77	79
43, 41	55	57	53	55
LL, RL	33.5	35.5	32	33.5

Due to the handcrafted nature of custom upholstery, the use of soft padding materials, and the application of textiles of varying thickness, the dimensions stated here represent approximate sizes.

****See following page for General Information and How to Order****

Carolina

Category: Fabric/Leather Upholstery

Suite: 3849, 3851, 3885, 3887

ACCENT PILLOWS INCLUDED
NONE

Item	Seat Length	Seat Depth	Seat Height	Arm Height
38_-7Q, 72	72	22	21	24.5
38_-6Q, 62	68	22	21	24.5
38_-52	61	22	21	24.5
38_-42	48	22	21	24.5
38_-18	31	22	21	24.5
38_-12	24	22	21	24.5
38_-66, 67	69	22	21	24.5
38_-61, 63	72	22	21	24.5
38_-50	62	22	21	-
38_-41, 43	48	22	21	24.5
38_-34	13*	22	21	-
38_-20	24	22	21	-
38_-LL, RL	27	47	21	24.5

Sawtooth connectors are preinstalled on the following sectional pieces:
67, 66, 63, 61, 50, 43, 41, 34, 20, LL, RL
The 20, LL and RL can also be used as freestanding

How to Order

Ordering Options	Sleepers	Sofas	Loveseat	Chair and a Half	Chair	Ottoman	Storage Ottoman
	38_-7QL, 6QL	38_-72L, 62L, 52L	38_-42L	38_-18L	38_-12L	38_-01L	38_-S2L
BODY LEATHER							
SEAT CUSHION FILL							
• LOUNGE	—	—	—	—	—		
• SUPPORT	\$230	\$230	\$230	\$140	\$140		
• BLDOWN / PREMIER / SPDOWN	\$380	\$380	\$380	\$230	\$230		
BACK FILL							
• LOUNGE	—	—	—	—	—		
• BLDOWN / PREMIER	\$230	\$230	\$230	\$110	\$110		
MATTRESS							
• STD(M(Standard Innerspring)	—						
• REAXION(Foam Mattress)	\$380						
• AIR2(Air Mattress)	\$680						
NAIL HEAD TRIM							
• NONE-1(no nail head trim)	—	—	—	—	—	—	—
• ABNAIL / NKNAIL / OBNAIL	\$120	\$120	\$120	\$120	\$120	\$90	\$90
FINISH							
• Standard Finish	—	—	—	—	—	—	—
• Upcharge Finish	\$120	\$120	\$120	\$120	\$120	\$120	

Ordering Options	Sectional Sofas		Armless Loveseat	Sectional Loveseats	Seating Corner	Armless Chair	Sectional Chaises
	38_-67L, 66L	38_-63L, 61L	38_-50L	38_-43L, 41L	38_-34L	38_-20L	38_-LLL, RLL
BODY LEATHER							
SEAT CUSHION FILL							
• LOUNGE	—	—	—	—	—	—	—
• SUPPORT	\$230	\$230	\$230	\$230	\$230	\$140	\$230
• BLDOWN / PREMIER / SPDOWN	\$380	\$380	\$380	\$380	\$380	\$230	\$380
BACK FILL							
• LOUNGE	—	—	—	—	—	—	—
• BLDOWN / PREMIER	\$230	\$230	\$230	\$230	\$230	\$110	\$230
NAIL HEAD TRIM							
• NONE-1(no nail head trim)	—	—	—	—	—	—	—
• ABNAIL / NKNAIL / OBNAIL	\$120	\$120	\$120	\$120	\$120	\$120	\$120
FINISH							
• Standard Finish	—	—	—	—	—	—	—
• Upcharge Finish	\$120	\$120	\$120	\$120	\$120	\$120	\$120

Choices of FINISH	
<u>Standard Finish</u>	
BF807	Walnut
<u>Upcharge Finishes</u>	
BF008	Cloud
BF103	Ash
BF106	Slate
BF808	Brindle
BF903	Onyx

NEW - Available July 2023
Category: Fabric Upholstery

Colby
Suite: 3892

Colby is a classic mid-scaled Modern styled suite with thin track arms and low deep seating. Colby features loose pillow backs and is built to the floor with 2" high block legs. Colby is available in modular or sofas settings. Available in 2 FC Covers, Fabric and Leather.



Introduced: 4/1/2023 **Country of Origin:** USA

Back Boxed	Base Wood Block legs (removable legs)	Seat Boxed loose top stitched	Seating Construction Sinuous Wire	Arm Caps Available option: enter as part order	Accent Pillows Optional pillows available at an upcharge
----------------------	--	---	---	---	---

***Special Cut & Sewn Options**

- FC232-0** Same as fabric 1603-0 (Stone), pillows available in any fabric
- FC232-15** Same as fabric 1603-15 (Seaglass), pillows available in any fabric

Item	Description	W x D x H	Cubes	Wgt	Unts	Price	Special Cut & Sewn Offerings									
3892-72FC	Sofa (3/3)	81x40x34.5	55	130	3	2479	*see above									
3892-62FC	Sofa (2/2)	81x40x34.5	55	130	3	2409										
3892-42FC	Loveseat	57x40x34.5	38.9	110	2	2339										
3892-12FC	Chair	36x40x34.5	24.8	72	1	1539										
3892-11FC	Large Ottoman	36x38x20	23.6	56	0.5	1069										
3892-01FC	Ottoman	28x22x18	7	27	0.5	739										
Sectional Items																
3892-23FC	LAF Chair	41x40x34.5	28.2	69	1	1459										
3892-21FC	RAF Chair	41x40x34.5	28.2	69	1	1459										
3892-30FC	Corner Chair	40x40x34.5	28.2	73	1	1539										
3892-20FC	Armless Chair	36.5x40x34.5	24.8	61	1	1299										

Graded Prices - Fabric																				
Item	Description	W x D x H	Cubes	Wgt	Unts	21	22	23	24	25	26	27	28	29	30	31	32	33	34	35
3892-72	Sofa (3/3)	81x40x34.5	55	130	3	2809	2939	3069	3209	3339	3469	3609	3739	3869	4009	4139	4269	4409	4539	4669
3892-62	Sofa (2/2)	81x40x34.5	55	130	3	2669	2809	2939	3079	3209	3339	3479	3609	3739	3879	4009	4139	4279	4409	4539
3892-42	Loveseat	57x40x34.5	38.9	110	2	2609	2739	2869	3009	3139	3269	3409	3539	3669	3809	3939	4069	4209	4339	4469
3892-12	Chair	36x40x34.5	24.8	72	1	1669	1739	1809	1879	1939	2009	2079	2139	2209	2279	2339	2409	2479	2539	2609
3892-11	Large Ottoman	36x38x20	23.6	56	0.5	1139	1189	1239	1289	1339	1389	1449	1499	1549	1599	1649	1699	1749	1799	1849
3892-01	Ottoman	28x22x18	7	27	0.5	809	849	889	929	969	1009	1049	1089	1129	1169	1209	1249	1289	1329	1369
Sectional Items																				
3892-23	LAF Chair	41x40x34.5	28.2	69	1	1570	1640	1710	1780	1850	1920	1990	2060	2130	2200	2270	2340	2410	2480	2550
3892-21	RAF Chair	41x40x34.5	28.2	69	1	1570	1640	1710	1780	1850	1920	1990	2060	2130	2200	2270	2340	2410	2480	2550
3892-30	Corner Chair	40x40x34.5	28.2	73	1	1669	1749	1829	1909	1989	2069	2149	2229	2309	2389	2469	2549	2629	2709	2789
3892-20	Armless Chair	36.5x40x34.5	24.8	61	1	1400	1470	1540	1610	1680	1750	1820	1890	1960	2030	2100	2170	2240	2310	2380

*Storage ottomans and Square Ottomans above will have casters

Graded Prices - Leather																
Item	Description	W x D x H	Cubes	Wgt	Unts	52	53	54	55	56	57	58				
3892-72L	Sofa (3/3)	81x40x34.5	55	130	3	5209	5469	5739	6009	6279	6539	6809				
3892-62L	Sofa (2/2)	81x40x34.5	55	130	3	5069	5339	5609	5879	6139	6409	6679				
3892-42L	Loveseat	57x40x34.5	38.9	110	2	5009	5269	5539	5809	6069	6339	6609				
3892-12L	Chair	36x40x34.5	24.8	72	1	2939	3079	3209	3339	3469	3609	3739				
3892-11L	Large Ottoman	36x38x20	23.6	56	0.5	1669	1749	1829	1909	1989	2069	2149				
3892-01L	Ottoman	28x22x18	7	27	0.5	1269	1339	1409	1479	1539	1609	1679				
Sectional Items																
3892-23L	LAF Chair	41x40x34.5	28.2	69	1	2830	2960	3100	3230	3360	3500	3630				
3892-21L	RAF Chair	41x40x34.5	28.2	69	1	2830	2960	3100	3230	3360	3500	3630				
3892-30L	Corner Chair	40x40x34.5	28.2	73	1	3139	3279	3409	3539	3669	3809	3939				
3892-20L	Armless Chair	36.5x40x34.5	24.8	61	1	2340	2470	2600	2740	2870	3000	3140				

ACCENT PILLOWS AVAILABLE AT AN UPCHARGE			
Pillows:	72/72FC, 62/62FC	42/42FC	30/30FC, 23/23FC, 21/21FC
Accent 19"	2	2	1

COMPATIBILITY WARNING: **Non-Bench Seat Items**
 Sofa and Sectional items are only available in fabric codes A, B, and C.
 Fabric code B will be seamed on the outback.

Item	Seat	Seat	Seat	Arm
	Length	Depth	Height	Height
3892-72, 62	72	25	19	23
3892-42	42	25	19	23
3892-12	27	25	19	23
3892-11	36	38	19	--
3892-01	28	22	18	--
3892-23, 21	36.5	25	19	23
3892-30	24	24	19	--
3892-20	36.5	25	19	--

Sawtooth connectors are preinstalled on the following sectional pieces:
 23,21, 30, 20

****See following page for COM requirements, and How to Order****

Category: Fabric Upholstery

**Colby
Suite: 3892**

COM Yardage Requirements-Fabric only
Please reference the COM Program Procedures at the front of the price book for any necessary information.

Item	Plain Railroad	Plain Up the Bolt	Small Stripe Railroad	Wide Stripe or Plaids	Center Match
3892-72	15.5	20.2	20.2	22.5	24.1
3892-62	14.7	19.1	19.1	21.3	22.8
3892-42	11.5	15.0	15.0	16.7	17.8
3892-12	8.1	10.5	10.5	11.7	12.5
3892-11	3.8	4.9	4.9	5.5	5.9
3892-01	2.6	3.4	3.4	3.8	4.1
3892-30	9.2	12.0	12.0	13.3	14.6
3892-23, 23	8.3	10.8	10.8	12.0	12.8
3892-20	6.9	9.0	9.0	10.0	10.7

How to Order

	Sofas	Loveseat	Chair	Ottomans	Corner Chair	LAF, RAF Chairs	Armless Chair
FC Ordering Options	3892-72FC, 62FC	3892-42FC	3892-12FC	3892-11FC, 01FC	3892-30FC	3892-23FC, 21FC	3892-20FC
BODY FABRIC CUT & SEWN	FC232-__	FC232-__	FC232-__	FC232-__	FC232-__	FC232-__	FC232-__
ACCENT PILLOW FABRIC							
• NONE-1(no Pillows)	—	—			—	—	
• Any fabric	\$150	\$150			\$90	\$90	
SEAT CUSHION FILL							
• LOUNGE	—	—	—		—	—	—
• SUPPORT	\$230	\$230	\$140		\$140	\$140	\$140
• PREMIER	\$380	\$380	\$230		\$230	\$230	\$230
BACK & ACCENT PILLOW FILL							
• LOUNGE	—	—	—		—	—	—
• PREMIER	\$230	\$230	\$110		\$110	\$230	\$110

- ▶ When ordering cut & sewn cover **FC232-0**, the Body will come in fabric 1603-0, Accent Pillows available in any fabric at an upcharge
- ▶ When ordering cut & sewn cover **FC232-15**, the Body will come in fabric 1603-15, Accent Pillows available in any fabric at an upcharge

	Sofas	Loveseat	Chair	Ottomans	Corner Chair	LAF, RAF Chairs	Armless Chair
Ordering Options	3892-72, 62	3892-42	3892-12	3892-11, 01	3892-30	3892-23, 21	3892-20
BODY FABRIC							
ACCENT PILLOW FABRIC							
• NONE-1(no Pillows)	—	—			—	—	
• Any fabric	\$150	\$150			\$90	\$90	
SEAT CUSHION FILL							
• LOUNGE	—	—	—		—	—	—
• SUPPORT	\$230	\$230	\$140		\$140	\$140	\$140
• PREMIER	\$380	\$380	\$230		\$230	\$230	\$230
BACK & ACCENT PILLOW FILL							
• LOUNGE	—	—	—		—	—	—
• PREMIER	\$230	\$230	\$110		\$110	\$230	\$110

- ▶ Following skus are only available in A, B, and C fabric codes: 72, 62, 42, 30, 23, 21, 20

	Sofas	Loveseat	Chair	Ottomans	Corner Chair	LAF, RAF Chairs	Armless Chair
Ordering Options	3892-72L, 62L	3892-42L	3892-12L	3892-11L, 01L	3892-30L	3892-23L, 21L	3892-20L
BODY LEATHER							
SEAT CUSHION FILL							
• LOUNGE	—	—	—		—	—	—
• SUPPORT	\$230	\$230	\$140		\$140	\$140	\$140
• PREMIER	\$380	\$380	\$230		\$230	\$230	\$230
BACK & ACCENT PILLOW FILL							
• LOUNGE	—	—	—		—	—	—
• PREMIER	\$230	\$230	\$110		\$110	\$230	\$110

Category: Accent Chair & Ottomans

Corinna
Suite: 1044, 1045

A moderate scale accent chair with a sloping track arm, tight back, loose welted boxed seat cushion and tapered wood legs. Features a HR QUALUX construction seat cushion. Seat construction is sinuous wire. The legs are removable.



Available as a swivel glider or stationary chair

Introduced: 4/1/2011 Country of Origin: USA

		Graded Prices - Fabric																		
Item	Description	W x D x H	Cubes	Wgt	Unts	21	22	23	24	25	26	27	28	29	30	31	32	33	34	35
1044-02	Accent Chair	31x34x35.5	25.8	75	1	1609	1669	1739	1809	1899	1939	2029	2099	2169	2249	2299	2379	2459	2509	2579
1044-01	Ottoman	26x21x18	4.9	30	0.5	809	829	899	899	969	979	1019	1049	1069	1099	1139	1179	1209	1229	1299
1045-09	Swivel Glider	31x34x35.5	25.8	75	1	1739	1809	1869	1939	2029	2069	2169	2229	2299	2379	2429	2509	2589	2649	2709
1045-01G	Glider Ottoman	25x21x17	5.4	36	0.5	809	829	899	899	969	979	1019	1049	1069	1099	1139	1179	1209	1229	1299

		Graded Prices - Leather											
Item	Description	W x D x H	Cubes	Wgt	Unts	52	53	54	55	56	57	58	
1044-02L	Accent Chair	31x34x35.5	25.8	75	1	2869	3029	3139	3269	3589	3889	4189	
1044-01L	Ottoman	26x21x18	4.9	30	0.5	1339	1409	1479	1539	1609	1739	1869	
1045-09L	Swivel Glider	31x34x35.5	25.8	75	1	3069	3229	3339	3469	3789	4089	4389	
1045-01GL	Glider Ottoman	25x21x17	5.4	36	0.5	1069	1139	1219	1259	1309	1379	1459	

Item	Seat Length	Seat Depth	Seat Height	Arm Height
1044-02	21	22	21	24
1045-09	21	22	21	24

COM Yardage Requirements-Fabric only					
Please reference the COM Program Procedures at the front of the price book for any necessary information.					
Item	Plain Railroad	Plain Up the Bolt	Small Stripe Railroad	Wide Stripe or Plaids	Center Match
1044-02	6.8	7.3	8.1	8.8	11.0
1044-01	2.6	3.4	3.7	4.1	4.4
1045-09	6.8	7.3	8.1	8.8	11.0
1045-01G	2.5	3.0	3.5	3.5	4.0

How to Order

	Fabric Chair	Fabric Ottoman	Fabric Swivel Glider	Fabric Glider Ottoman
Ordering Options	1044-02	1044-01	1045-09	1045-01G
BODY FABRIC				
WELT FABRIC				
• SELFWELT (Welted in Body Fabric)	—	—	—	—
• Contrasting to Body Fabric (Welted)	\$120	\$90	\$120	\$90
FINISH				
• Standard Finish	—	—		
• Upcharge Finish	\$120	\$120		

► Following solid fabrics are available as Contrasting Welt: 1593, 6373, 6413, all colors

	Leather Chair	Leather Ottoman	Leather Swivel Glider	Leather Glider Ottoman
Ordering Options	1044-02L	1044-01L	1045-09L	1045-01GL
BODY LEATHER				
FINISH				
• Standard Finish	—	—		
• Upcharge Finish	\$120	\$120		

Choices of FINISH	
<u>Standard Finish</u>	
BF807	Walnut
<u>Upcharge Finishes</u>	
BF008	Cloud
BF106	Slate
BF903	Onyx
BF103	Ash
BF808	Brindle

Category: Fabric / Leather Upholstery **Creswell Suite: 1328**

Creswell is a tight seat and tight back modern styled chair with wood accent arms. It is available in swivel or stationary. Available in fabric or leather.



Introduced: 10/1/2022 Country of Origin: USA

		Graded Prices - Fabric																		
Item	Description	W x D x H	Cubes	Wgt	Unts	21	22	23	24	25	26	27	28	29	30	31	32	33	34	35
1328-05	Swivel Chair	30.5x33.32	18.64	92	1	1589	1639	1679	1719	1769	1809	1859	1899	1949	1989	2029	2079	2119	2169	2209
1328-02	Accent Chair	30.5x33x32	18.64	76	1	1459	1499	1549	1589	1639	1679	1719	1769	1809	1859	1899	1949	1989	2029	2079

		Graded Prices - Leather											
Item	Description	W x D x H	Cubes	Wgt	Unts	52	53	54	55	56	57	58	
1328-05L	Swivel Chair	30.5x33.32	18.64	92	1	2139	2269	2399	2529	2659	2789	2919	
1328-02L	Accent Chair	30.5x33x32	18.64	76	1	2009	2139	2269	2399	2529	2659	2789	

Item	Seat Length	Seat Depth	Seat Height	Arm Height
1328-05	26	23	20	23
1328-02	26	23	20	23

COM Yardage Requirements-Fabric only					
Please reference the COM Program Procedures at the front of the price book for any necessary information.					
Item	Plain Railroad	Plain Up the Bolt	Small Stripe Railroad	Wide Stripe or Plaids	Center Match
1328-05	4.3	5.5	5.5	6.2	6.6
1328-02	4.3	5.5	5.5	6.2	6.6

How to Order

<i>Fabric Ordering Options</i>	Swivel Chair	Accent Chair
	1328-05	1328-02
BODY FABRIC		
FRAME FINISH		

<i>Leather Ordering Options</i>	Swivel Chair	Accent Chair
	1328-05L	1328-02L
BODY LEATHER		
FRAME FINISH		

<i>Choices of FINISH</i>					
BF008	Cloud	BF106	Slate	BF808	Brindle
BF103	Ash	BF807	Walnut	BF903	Onyx

**Clyde
Suite: 2756**

Category: Fabric / Leather Upholstery

The stylish upholstered back and seat gives Clyde an elegant design and comfort with curving lines that fit perfectly with today's lifestyles. Available in fabric and leather.



Introduced: 8/1/2022 Country of Origin: USA

		Graded Prices - Fabric																		
Item	Description	W x D x H	Cubes	Wgt	Unts	21	22	23	24	25	26	27	28	29	30	31	32	33	34	35
2756-30	Corner Chair	41x40x31	30.8	86	1	1339	1399	1459	1519	1579	1639	1699	1759	1819	1879	1939	1999	2059	2119	2179
2756-20	Armless Chair	37x40x31	27.8	80	1	1189	1239	1289	1339	1389	1439	1489	1539	1589	1639	1689	1739	1789	1839	1889
2756-05	Swivel Chair	28x40x31	21	94	1	1209	1269	1329	1389	1449	1509	1569	1629	1689	1749	1809	1869	1929	1989	2049
2756-02	Accent Chair	28x40x31	21	78	1	1079	1139	1199	1259	1319	1379	1439	1499	1559	1619	1679	1739	1799	1859	1919
2756-00	Ottoman	40x40x17	16.9	58	0.5	939	969	999	1029	1059	1089	1119	1149	1179	1209	1239	1269	1299	1329	1359

		Graded Prices - Leather										
Item	Description	W x D x H	Cubes	Wgt	Unts	52	53	54	55	56	57	58
2756-30L	Corner Chair	41x40x31	30.8	86	1	2329	2469	2609	2749	2889	3029	3169
2756-20L	Armless Chair	37x40x31	27.8	80	1	2019	2139	2259	2379	2499	2619	2739
2756-05L	Swivel Chair	28x40x31	21	94	1	2009	2149	2289	2429	2569	2709	2849
2756-02L	Accent Chair	28x40x31	21	78	1	1869	2009	2149	2289	2429	2569	2709
2756-00L	Ottoman	40x40x18	16.9	58	0.5	1609	1679	1749	1819	1889	1959	2029

Sawtooth connectors are preinstalled on the 30 & 20 pieces.

Item	Seat Length	Seat Depth	Seat Height	Arm Height
2756-30	37	26.5	17	n/a
2756-20	37	26.5	17	n/a
2756-05	28	26.5	17	n/a
2756-02	28	26.5	17	n/a

► **COMPATIBILITY WARNING:** Items are only available in fabric codes A, B, and C.

COM Yardage Requirements-Fabric only					
Please reference the COM Program Procedures at the front of the price book for any necessary information.					
Item	Plain Railroad	Plain Up the Bolt	Small Stripe Railroad	Wide Stripe or Plaids	Center Match
2756-30	6.1	7.9	7.9	8.8	9.4
2756-20	4.7	6.1	6.1	6.8	7.3
2756-05	4.6	6.0	6.0	6.7	7.1
2756-02	4.0	5.2	5.2	5.8	6.2
2756-00	3.8	4.9	4.9	5.5	5.9

How to Order

	Corner Chair	Armless Chair	Swivel Chair	Accent Chair	Ottoman
<i>Fabric Ordering Options</i>	2756-30	2756-20	2756-05	2756-02	2756-00
BODY FABRIC					

► Following skus are only available in A, B, and C fabric codes: 30 & 20

	Corner Chair	Armless Chair	Swivel Chair	Accent Chair	Ottoman
<i>Leather Ordering Options</i>	2756-30L	2756-20L	2756-05L	2756-02L	2756-00L
BODY LEATHER					

**Danbury
Suite: 1404**

Category: Accent Chairs & Ottomans

Square ottoman available in 3 sizes. Available in fabric or leather with standard or tufted top options. Also available in a storage version in 2 sizes. Optional nail head trim is available along the base. Seating construction is webbing for all of the ottomans. Danbury has a square panel stitch pattern. *See below.
Introduced: 12/1/2021 **Country of Origin:** USA



Graded Prices - Fabric

Item	Description	W x D x H	Cubes	Wgt	Unts	21	22	23	24	25	26	27	28	29	30	31	32	33	34	35
1404-2525	Small Square Ottoman	25x25x19	6.5	27	0.5	1069	1109	1149	1189	1229	1269	1309	1349	1389	1429	1469	1509	1549	1589	1629
1404-3535	Medium Square Ottoman	35x35x19	12.8	41	0.5	1209	1249	1289	1329	1369	1409	1449	1489	1529	1569	1609	1649	1689	1729	1769
1404-4545	Large Square Ottoman	45x45x19	21.1	56	0.5	1339	1379	1419	1459	1499	1539	1579	1619	1659	1699	1739	1779	1819	1859	1899
1404-S3535	Medium Square Stor. Ott.	35x35x19	12.8	80	0.5	1339	1379	1419	1459	1499	1539	1579	1619	1659	1699	1739	1779	1819	1859	1899
1404-S4545	Large Square Stor. Ott.	45x45x19	21.1	93	0.5	1469	1509	1549	1589	1629	1669	1709	1749	1789	1829	1869	1909	1949	1989	2029

Tufted Top versions

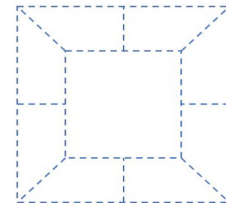
1404-2525T	Small Square Ottoman	25x25x19	6.5	27	0.5	1209	1249	1289	1329	1369	1409	1449	1489	1529	1569	1609	1649	1689	1729	1769
1404-3535T	Medium Square Ottoman	35x35x19	12.8	41	0.5	1339	1379	1419	1459	1499	1539	1579	1619	1659	1699	1739	1779	1819	1859	1899
1404-4545T	Large Square Ottoman	45x45x19	21.1	56	0.5	1469	1509	1549	1589	1629	1669	1709	1749	1789	1829	1869	1909	1949	1989	2029
1404-S3535T	Medium Square Stor. Ott.	35x35x19	12.8	80	0.5	1469	1509	1549	1589	1629	1669	1709	1749	1789	1829	1869	1909	1949	1989	2029
1404-S4545T	Large Square Stor. Ott.	45x45x19	21.1	93	0.5	1609	1649	1689	1729	1769	1809	1849	1889	1929	1969	2009	2049	2089	2129	2169

Graded Prices - Leather

Item	Description	W x D x H	Cubes	Wgt	Unts	52	53	54	55	56	57	58
1404-2525L	Small Square Ottoman	25x25x19	6.5	27	0.5	1739	1869	2009	2139	2269	2409	2539
1404-3535L	Medium Square Ottoman	35x35x19	12.8	41	0.5	1869	2009	2139	2269	2409	2539	2669
1404-4545L	Large Square Ottoman	45x45x19	21.1	56	0.5	2069	2209	2339	2469	2609	2739	2869
1404-S3535L	Medium Square Stor. Ott.	35x35x19	12.8	80	0.5	2139	2269	2409	2539	2669	2809	2939
1404-S4545L	Large Square Stor. Ott.	45x45x19	21.1	93	0.5	2539	2669	2809	2939	3069	3209	3339

Tufted Top versions

1404-2525TL	Small Square Ottoman	25x25x19	6.5	27	0.5	1869	2009	2139	2269	2409	2539	2669
1404-3535TL	Medium Square Ottoman	35x35x19	12.8	41	0.5	2009	2139	2269	2409	2539	2669	2809
1404-4545TL	Large Square Ottoman	45x45x19	21.1	56	0.5	2209	2339	2469	2609	2739	2869	3009
1404-S3535TL	Medium Square Stor. Ott.	35x35x19	12.8	80	0.5	2269	2409	2539	2669	2809	2939	3069
1404-S4545TL	Large Square Stor. Ott.	45x45x19	21.1	93	0.5	2669	2809	2939	3069	3209	3339	3469



*Square Panel Stitch Pattern

COMPATIBILITY WARNING: Tufted items are only available in A & B code fabrics only.

COM Yardage Requirements-Fabric only

Please reference the COM Program Procedures at the front of the price book for any necessary information.

Item	Plain Railroad	Plain Up the Bolt	Small Stripe Railroad	Wide Stripe or Plaids	Center Match
1404-2525	2.8	3.6	3.9	4.3	4.6
1404-3535	3.8	5.0	5.4	6.0	6.3
1404-4545	4.7	6.1	6.6	7.3	7.7
1404-S3535	4.8	6.2	6.7	7.4	7.9
1404-S4545	6.2	8.1	8.7	9.7	10.3

How to Order

Ordering Options	Fabric Ottomans - Standard Top			
	1404-2525	1404-3535	1404-4545	1404-S3535, S4545
BODY FABRIC				
WELT FABRIC				
• TOPSTITCH (Top Stitched)	—	—	—	—
• SELFWELT (Welted in Body Fabric)	—	—	—	—
• Contrasting to Body Fabric (Welted)	\$90	\$90	\$90	\$90
NAIL HEAD TRIM				
• NONE-1 (no nail head trim)	—	—	—	—
• SABNAIL / SNKNAIL / SOBNAIL (Small size trim)	\$90	\$90	\$90	\$90
• MABNAIL / MNKNAIL / MOBNAIL (Medium size trim)	\$90	\$90	\$90	\$90
• LABNAIL / LNKNAIL / LOBNAIL (Large size trim)	\$90	\$90	\$90	\$90
LEG				
• ROUND (Round Wood Leg)	—	—	—	—
• TAPD (Tapered Wood Leg)	—	—	—	—
• TURNED (Turned Wood Leg)	—	—	—	—
LEG FINISH				
CASTER(storage ottomans only)				
• CASTERS (Casters)				—
• LEGS (Legs)				—

- ▶ Following solid fabrics are available as Contrasting Welt: 1593, 6373, 6413, all colors.
- ▶ Nail Head Trim will be placed end to end if small size(3/8") is selected or spaced if medium size(5/8") or large(7/8") size is selected

Choices of FINISH			
BF008	Cloud	BF106	Slate
BF103	Ash	BF808	Brindle
		BF903	Onyx

****See following page for How to Order for Tufted Top Fabric items and Leather items****

Category: Accent Chairs & Ottomans

How to Order

Ordering Options	Fabric Ottomans - Tufted Top			
	1404-2525T	1404-3535T	1404-4545T	1404-S3535T, S4545T
BODY FABRIC				
WELT FABRIC				
• NONE-1 (no welt)	---	---	---	---
• SELFWELT (Welted in Body Fabric)	---	---	---	---
• Contrasting to Body Fabric (Welted)	\$90	\$90	\$90	\$90
TUFTED TOP TYPE				
• DIATUFT (Diamond Tufted Top with Buttons)	---	---	---	---
• SQTUFT (Square Tufted Top without Buttons)	---	---	---	---
NAIL HEAD TRIM				
• NONE-1 (no nail head trim)	---	---	---	---
• SABNAIL / SNKNAIL / SOBNAIL (Small size trim)	\$90	\$90	\$90	\$90
• MABNAIL / MNKNAIL / MOBNAIL (Medium size trim)	\$90	\$90	\$90	\$90
• LABNAIL / LNKNAIL / LOBNAIL (Large size trim)	\$90	\$90	\$90	\$90
LEG				
• ROUND (Round Wood Leg)	---	---	---	---
• TAPD (Tapered Wood Leg)	---	---	---	---
• TURNED (Turned Wood Leg)	---	---	---	---
LEG FINISH				
CASTER(storage ottomans only)				
• CASTERS (Casters)				---
• LEGS (Legs)				---

▶ Following solid fabrics are available as Contrasting Welt: 1593, 6373, 6413, all colors.

▶ Nail Head Trim will be placed end to end if small size(3/8") is selected or spaced if medium size(5/8") or large(7/8") size is selected

Ordering Options	Leather Ottomans - Standard Top			
	1404-2525L	1404-3535L	1404-4545L	1404-S3535L, S4545L
BODY LEATHER				
WELT OPTION				
• TOPSTITCH (Top Stitched)	---	---	---	---
• WELT (Welted in Body Leather)	---	---	---	---
NAIL HEAD TRIM				
• NONE-1 (no nail head trim)	---	---	---	---
• SABNAIL / SNKNAIL / SOBNAIL (Small size trim)	\$90	\$90	\$90	\$90
• MABNAIL / MNKNAIL / MOBNAIL (Medium size trim)	\$90	\$90	\$90	\$90
• LABNAIL / LNKNAIL / LOBNAIL (Large size trim)	\$90	\$90	\$90	\$90
LEG				
• ROUND (Round Wood Leg)	---	---	---	---
• TAPD (Tapered Wood Leg)	---	---	---	---
• TURNED (Turned Wood Leg)	---	---	---	---
LEG FINISH				
CASTER(storage ottomans only)				
• CASTERS (Casters)				---
• LEGS (Legs)				---

▶ Nail Head Trim will be placed end to end if small size(3/8") is selected or spaced if medium size(5/8") or large(7/8") size is selected

Ordering Options	Leather Ottomans - Tufted Top			
	1404-2525TL	1404-3535TL	1404-4545TL	1404-S3535TL, S4545TL
BODY LEATHER				
WELT OPTION				
• NONE-1 (no welt)	---	---	---	---
• SELFWELT (Welted in Body Leather)	---	---	---	---
TUFTED TOP TYPE				
• DIATUFT (Diamond Tufted Top with Buttons)	---	---	---	---
• SQTUFT (Square Tufted Top without Buttons)	---	---	---	---
NAIL HEAD TRIM				
• NONE-1 (no nail head trim)	---	---	---	---
• SABNAIL / SNKNAIL / SOBNAIL (Small size trim)	\$90	\$90	\$90	\$90
• MABNAIL / MNKNAIL / MOBNAIL (Medium size trim)	\$90	\$90	\$90	\$90
• LABNAIL / LNKNAIL / LOBNAIL (Large size trim)	\$90	\$90	\$90	\$90
LEG				
• ROUND (Round Wood Leg)	---	---	---	---
• TAPD (Tapered Wood Leg)	---	---	---	---
• TURNED (Turned Wood Leg)	---	---	---	---
LEG FINISH				
CASTER(storage ottomans only)				
• CASTERS (Casters)				---
• LEGS (Legs)				---

▶ Nail Head Trim will be placed end to end if small size(3/8") is selected or spaced if medium size(5/8") or large(7/8") size is selected

Choices of FINISH					
BF008	Cloud	BF106	Slate	BF808	Brindle
BF103	Ash	BF807	Walnut	BF903	Onyx

**Davenport
Suite: 2716**

Category: Fabric Upholstery

Transitional styling and soft feel best describes Davenport. Casual set back rolled arms and welted box back cushions gives a relaxed feel. Davenport comes standard with Reaxion foam or standard foam seat cushions and offers blend down and firm options. Finish options are available on the legs. Available as sectional or sofa configurations.



If selected, the nail head trim will be the medium size(5/8") and will be spaced and will go along the base.

Introduced: 12/1/2019 Country of Origin: USA

Back Loose boxed welted	Base Tapered leg (removable legs)	Seat Boxed loose welted	Seating Construction Sinuous Wire	Arm Caps Available option: enter as part order	Accent Pillows Optional pillows available at an upcharge
-----------------------------------	---	-----------------------------------	---	--	--

Ready to Ship

Item	Description	W x D x H	Cubes	Wgt	Unts	Price	Ready to Ship
2716-67FC0	RAF Sect. w/Corner(3)	95x39.5x38	67.3	140	3	3209	Items will be in fabric 1566-0 Bone Crypton Fabric. Pillows are not included.
2716-66FC0	LAF Sect. w/Corner(3)	95x39.5x38	67.3	140	3	3209	
2716-63FC0	LAF Sectional Sofa(3)	78x39.5x38	55.3	125	3	3070	
2716-61FC0	RAF Sectional Sofa(3)	78x39.5x38	55.3	125	3	3070	
2716-43FC0	LAF Sect. Loveseat(2)	56x39.5x38	39.7	87	2	2400	
2716-41FC0	RAF Sect. Loveseat(2)	56x39.5x38	39.7	87	2	2400	

***Special Cut & Sewn Options**

FC194-0 Same as fabric 1566-0 (Bone Crypton fabric), pillows available in any fabric at an upcharge
 FC194-29 Same as fabric 1566-29 (Gray Crypton fabric), pillows available in any fabric at an upcharge

Item	Description	W x D x H	Cubes	Wgt	Unts	Price	Special Cut & Sewn Offerings	
2716-72FC	Sofa (3/3)	88x39.5x38	62.4	153	3	3209	*see above	
2716-12FC	Chair	40x39.5x38	28.3	83	1	1869		
2716-18FC	Chair and a Half	53x39.5x38	37.6	80	1.5	2139		
2716-S2FC	Storage Ottoman	52x24x18	12.6	77	1	1339		
Sectional Items								
2716-67FC	RAF Sect. w/Corner(3)	95x39.5x38	67.3	140	3	3209		
2716-66FC	LAF Sect. w/Corner(3)	95x39.5x38	67.3	140	3	3209		
2716-63FC	LAF Sectional Sofa(3)	78x39.5x38	55.3	125	3	3070		
2716-61FC	RAF Sectional Sofa(3)	78x39.5x38	55.3	125	3	3070		
2716-50FC	Armless Loveseat(2)	62.5x39.5x38	44.3	102	2	2540		
2716-43FC	LAF Sect. Loveseat(2)	56x39.5x38	39.7	87	2	2400		
2716-41FC	RAF Sect. Loveseat(2)	56x39.5x38	39.7	87	2	2400		
2716-20FC	Armless Chair	24x39.5x38	17	58	1	1340		
2716-LLFC	LAF Chaise Lounge	36x67x38	43.3	92	2	2270		
2716-RLFC	RAF Chaise Lounge	36x67x38	43.3	92	2	2270		

Graded Prices - Fabric

Item	Description	W x D x H	Cubes	Wgt	Unts	21	22	23	24	25	26	27	28	29	30	31	32	33	34	35	
2716-72	Sofa (3/3)	88x39.5x38	62.4	153	3	3339	3469	3609	3739	3869	4009	4139	4269	4409	4539	4669	4809	4939	5069	5209	
2716-12	Chair	40x39.5x38	28.3	83	1	2009	2069	2139	2209	2269	2339	2409	2469	2539	2609	2669	2739	2809	2869	2939	
2716-18	Chair and a Half	53x39.5x38	37.6	80	1.5	2269	2339	2409	2469	2539	2609	2669	2739	2809	2869	2939	3009	3069	3139	3209	
2716-S2	Storage Ottoman	52x24x18	12.6	77	1	1469	1509	1549	1589	1629	1669	1709	1749	1789	1829	1869	1909	1949	1989	2029	
Sectional Items																					
2716-67	RAF Sect. w/Corner(3)	95x39.5x38	67.3	140	3	3469	3609	3739	3869	4009	4139	4269	4409	4539	4669	4809	4939	5069	5209	5339	
2716-66	LAF Sect. w/Corner(3)	95x39.5x38	67.3	140	3	3469	3609	3739	3869	4009	4139	4269	4409	4539	4669	4809	4939	5069	5209	5339	
2716-63	LAF Sectional Sofa(3)	78x39.5x38	55.3	125	3	3340	3470	3600	3740	3870	4000	4140	4270	4400	4540	4670	4800	4940	5070	5200	
2716-61	RAF Sectional Sofa(3)	78x39.5x38	55.3	125	3	3340	3470	3600	3740	3870	4000	4140	4270	4400	4540	4670	4800	4940	5070	5200	
2716-50	Armless Loveseat(2)	62.5x39.5x38	44.3	102	2	2740	2800	2870	2940	3000	3070	3140	3200	3270	3340	3400	3470	3540	3600	3670	
2716-43	LAF Sect. Loveseat(2)	56x39.5x38	39.7	87	2	2670	2800	2940	3070	3200	3340	3470	3600	3740	3870	4000	4140	4270	4400	4540	
2716-41	RAF Sect. Loveseat(2)	56x39.5x38	39.7	87	2	2670	2800	2940	3070	3200	3340	3470	3600	3740	3870	4000	4140	4270	4400	4540	
2716-20	Armless Chair	24x39.5x38	17	58	1	1470	1540	1600	1670	1740	1800	1870	1940	2000	2070	2140	2200	2270	2340	2400	
2716-LL	LAF Chaise Lounge	36x67x38	43.3	92	2	2400	2540	2670	2800	2940	3070	3200	3340	3470	3600	3740	3870	4000	4140	4270	
2716-RL	RAF Chaise Lounge	36x67x38	43.3	92	2	2400	2540	2670	2800	2940	3070	3200	3340	3470	3600	3740	3870	4000	4140	4270	

*Storage ottomans above will have casters

ACCENT PILLOWS AVAILABLE AT AN UPCHARGE

Pillows:	72/72FC	18/18FC	67/67FC/66/66FC	63/63FC/61/61FC	43/43FC/41/41FC	LL/LLFC/RL/RLFC
Accent 19"	2	1	2	1	1	1

COMPATIBILITY WARNING: Sofa and Sectional items are only available in fabric codes A, B, and C. Fabric code B will be seamed on the outback.

Sawtooth connectors are preinstalled on the following sectional pieces: 67, 66, 63, 61, 50, 43, 41, 20, LL, RL
 The 20, LL, and RL can also be used as freestanding

Item	Seat Length	Seat Depth	Seat Height	Arm Height
2716-72	72	23	21	25
2716-12	24	23	21	25
2716-18	35	23	21	25
2716-66, 67	70.5	23	21	25
2716-61, 63	72	23	21	25
2716-50	62.5	23	21	-
2716-41, 43	48	23	21	25
2716-20	24	23	21	-
2716-LL, RL	28	51	21	25

Category: Fabric Upholstery

COM Yardage Requirements-Fabric only
Please reference the COM Program Procedures at the front of the price book for any necessary information.

Item	Plain Railroad	Plain Up the Bolt	Small Stripe Railroad	Wide Stripe or Plaids	Center Match
2716-72	14.4	15.8	17.5	19.0	22.6
2716-12	7.7	8.5	9.4	10.2	12.6
2716-18	9.5	10.5	11.6	12.6	15.3
2716-S2	4.0	4.4	5.2	5.8	6.2
2716-67, 66	17.3	19.0	21.0	22.8	26.9
2716-63, 61	14.0	15.4	17.1	18.5	22.0
2716-50	10.8	11.9	13.2	14.3	17.2
2716-43, 41	10.1	11.1	12.3	13.4	16.2
2716-20	5.4	5.9	6.6	7.1	9.1
2716-LL, RL	9.2	10.1	11.2	12.1	14.8

How to Order

Ordering Options	Sofa	Chair	Chair and a Half	Storage Ottoman	Sectional Sofas		Armless Loveseat	Sectional Loveseats	Armless Chair	Sectional Chaises
	2716-72FC	2716-12FC	2716-18FC	2716-S2FC	2716-67FC, 66FC	2716-63FC, 61FC	2716-50FC	2716-43FC, 41FC	2716-20FC	2716-LLFC, RLFC
BODY FABRIC	FC194-	FC194-	FC194-	FC194-	FC194-	FC194-	FC194-	FC194-	FC194-	FC194-
ACCENT PILLOW FABRIC										
• NONE-1(no pillows)	—		—		—	—		—		—
• Any Fabric	\$150		\$90		\$150	\$90		\$90		\$90
SEAT CUSHION FILL										
• LOUNGE / PREMIER	—	—	—		—	—	—	—	—	—
• SUPPORT	\$230	\$140	\$140		\$230	\$230	\$230	\$230	\$140	\$230
• BLDOWN	\$380	\$230	\$230		\$380	\$380	\$380	\$380	\$230	\$380
BACK & ACCENT PILLOW FILL										
• LOUNGE	—	—	—		—	—	—	—	—	—
• BLDOWN	\$230	\$110	\$110		\$230	\$230	\$230	\$230	\$110	\$230
NAIL HEAD TRIM										
• NONE-1(no nail head trim)	—	—	—	—	—	—	—	—	—	—
• ABNAIL / NKNAI / OBNAI	\$120	\$120	\$120	\$90	\$120	\$120	\$120	\$120	\$120	\$120
FINISH										

- ▶ When ordering cut & sewn cover **FC194-0**, the Body will come in fabric 1566-0, Accent Pillows available in any fabric at an upcharge
- ▶ When ordering cut & sewn cover **FC194-29**, the Body will come in fabric 1566-29, Accent Pillows available in any fabric at an upcharge

Ordering Options	Sofa	Chair	Chair and a Half	Storage Ottoman	Sectional Sofas		Armless Loveseat	Sectional Loveseats	Armless Chair	Sectional Chaises
	2716-72	2716-12	2716-18	2716-S2	2716-67, 66	2716-63, 61	2716-50	2716-43, 41	2716-20	2716-LL, RL
BODY FABRIC										
ACCENT PILLOW FABRIC										
• NONE-1(no pillows)	—		—		—	—		—		—
• Any Fabric	\$150		\$90		\$150	\$90		\$90		\$90
SEAT CUSHION FILL										
• LOUNGE / PREMIER	—	—	—		—	—	—	—	—	—
• SUPPORT	\$230	\$140	\$140		\$230	\$230	\$230	\$230	\$140	\$230
• BLDOWN	\$380	\$230	\$230		\$380	\$380	\$380	\$380	\$230	\$380
BACK & ACCENT PILLOW FILL										
• LOUNGE	—	—	—		—	—	—	—	—	—
• BLDOWN	\$230	\$110	\$110		\$230	\$230	\$230	\$230	\$110	\$230
NAIL HEAD TRIM										
• NONE-1(no nail head trim)	—	—	—	—	—	—	—	—	—	—
• ABNAIL / NKNAI / OBNAI	\$120	\$120	\$120	\$90	\$120	\$120	\$120	\$120	\$120	\$120
FINISH										

- ▶ Following skus are only available in A, B, and C fabric codes: 72, 67, 66, 63, 61, 50, 43, 41, 20, LL, RL

Choices of FINISH					
BF008	Cloud	BF106	Slate	BF808	Brindle
BF103	Ash	BF807	Walnut	BF903	Onyx

Category: Fabric Upholstery

Davis Suite: 2711

Davis is a fully upholstered tight-back style sleeper, sofa, loveseat and chair. Sloped arms and three three cushion seats gives this style comfort and style. Tall legs and top stitching offer a modern look to a classic silhouette. The legs are finished in Walnut.

Introduced: 10/1/2021 Country of Origin: USA



Back	Base	Seat	Seating Construction	Arm Caps	Accent Pillows
Tight sectioned top stitched	Tapered leg (removable legs)	Boxed loose top stitched	Sinuou Wire	Available option: enter as part order	Optional pillows available at an upcharge

Graded Prices - Fabric

Item	Description	W x D x H	Cubes	Wgt	Unts	21	22	23	24	25	26	27	28	29	30	31	32	33	34	35
2711-7Q	Queen Sleeper (3/3)	86.5x36x31.5	56.8	179	3	3209	3339	3469	3609	3739	3869	4009	4139	4269	4409	4539	4669	4809	4939	5069
2711-72	Sofa (3/3)	86.5x36x31.5	56.8	134	3	2409	2539	2669	2809	2939	3069	3209	3339	3469	3609	3739	3869	4009	4139	4269
2711-42	Loveseat	60.5x36x31.5	39.7	105	2	2339	2469	2609	2739	2869	3009	3139	3269	3409	3539	3679	3809	3939	4079	4209
2711-12	Chair	34x36x31.5	22.3	73	1	1539	1609	1669	1739	1809	1869	1939	2009	2069	2139	2209	2269	2339	2409	2469
2711-01	Ottoman	27x22x18	6.2	23	0.5	869	909	949	989	1029	1069	1109	1149	1189	1229	1269	1309	1349	1389	1429

ACCENT PILLOWS AVAILABLE AT AN UPCHARGE

Pillows:	7Q	72	42
Accent 19"	2	2	2

► **COMPATIBILITY WARNING:** Sleeper, Sofa and Loveseat items are only available in fabric codes A, B, and C. Fabric code B will be seamed on the outback.

Item	Seat Length	Seat Depth	Seat Height	Arm Height
2711-7Q, 72	77	22	20	24
2711-42	51	22	20	24
2711-12	25.5	22	20	24

COM Yardage Requirements-Fabric only

Please reference the COM Program Procedures at the front of the price book for any necessary information.

Item	Plain Railroad	Plain Up the Bolt	Small Stripe Railroad	Wide Stripe or Plaids	Center Match
2711-7Q, 72	11.3	12.4	13.7	14.9	17.9
2711-42	8.1	8.9	9.8	10.6	13.1
2711-12	5.4	5.9	6.6	7.1	9.1
2711-01	1.9	2.5	2.7	3.0	3.2

How to Order

Ordering Options	Queen Sleeper	Sofa	Loveseat	Chair	Ottoman
	2711-7Q	2711-72	2711-42	2711-12	2711-01
BODY FABRIC					
ACCENT PILLOW FABRIC					
• NONE-1(no pillows)	—	—	—		
• Any Fabric	\$150	\$150	\$150		
SEAT CUSHION FILL					
• LOUNGE	—	—	—	—	
• SUPPORT	\$230	\$230	\$230	\$140	
• PREMIER	\$380	\$380	\$230	\$230	
MATTRESS					
• STD(Standard Innerspring)	—				
• REAXION(Foam Mattress)	\$380				
• AIR2(Air Mattress)	\$680				

► Following skus are only available in A, B, and C fabric codes: 7Q, 72, 42

Category: Accent Chairs & Ottomans

Delway Suite: 1400

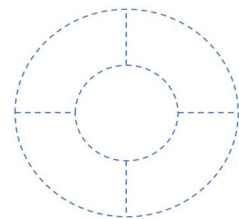
Round ottoman available in 3 sizes. Available in fabric or leather with standard or tufted top options. Optional nail head trim is available along the base. Delway has a round panel stitch pattern. *See below. Seating construction is webbing for all of the ottomans.



Introduced: 12/1/2021 Country of Origin: USA

		Graded Prices - Fabric																		
Item	Description	W x D x H	Cubes	Wgt	Unts	21	22	23	24	25	26	27	28	29	30	31	32	33	34	35
1400-2525	Small Round Ottoman	25x25x19	6.5	27	0.5	1069	1109	1149	1189	1229	1269	1309	1349	1389	1429	1469	1509	1549	1589	1629
1400-3535	Medium Round Ottoman	35x35x19	12.8	40	0.5	1209	1249	1289	1329	1369	1409	1449	1489	1529	1569	1609	1649	1689	1729	1769
1400-4545	Large Round Ottoman	45x45x19	21.1	54	0.5	1339	1379	1419	1459	1499	1539	1579	1619	1659	1699	1739	1779	1819	1859	1899
		Tufted Top versions																		
1400-2525T	Small Round Ottoman	25x25x19	6.5	27	0.5	1209	1249	1289	1329	1369	1409	1449	1489	1529	1569	1609	1649	1689	1729	1769
1400-3535T	Medium Round Ottoman	35x35x19	12.8	40	0.5	1339	1379	1419	1459	1499	1539	1579	1619	1659	1699	1739	1779	1819	1859	1899
1400-4545T	Large Round Ottoman	45x45x19	21.1	54	0.5	1469	1509	1549	1589	1629	1669	1709	1749	1789	1829	1869	1909	1949	1989	2029

		Graded Prices - Leather										
Item	Description	W x D x H	Cubes	Wgt	Unts	52	53	54	55	56	57	58
1400-2525L	Small Round Ottoman	25x25x19	6.5	27	0.5	1739	1869	2009	2139	2269	2409	2539
1400-3535L	Medium Round Ottoman	35x35x19	12.8	40	0.5	1869	2009	2139	2269	2409	2539	2669
1400-4545L	Large Round Ottoman	45x45x19	21.1	54	0.5	2069	2209	2339	2469	2609	2739	2869
		Tufted Top versions										
1400-2525TL	Small Round Ottoman	25x25x19	6.5	27	0.5	1869	2009	2139	2269	2409	2539	2669
1400-3535TL	Medium Round Ottoman	35x35x19	12.8	40	0.5	2009	2139	2269	2409	2539	2669	2809
1400-4545TL	Large Round Ottoman	45x45x19	21.1	54	0.5	2209	2339	2469	2609	2739	2869	3009



*Round Panel Stitch Pattern

COMPATIBILITY WARNING: Fabric codes C, D, & E, match fabrics, will not line up on the Round Ottomans. Tufted items are only available in A & B code fabrics only.

COM Yardage Requirements-Fabric only						
Please reference the COM Program Procedures at the front of the price book for any necessary information.						
Item	Plain Railroad	Plain Up the Bolt	Small Stripe Railroad	Wide Stripe or Plaids	Center Match	
1400-2525	2.0	2.7	2.9	3.2	3.4	
1400-3535	3.0	3.9	4.2	4.7	5.0	
1400-4545	4.0	5.1	5.5	6.1	6.5	

How to Order

Ordering Options	Fabric Ottomans - Standard Top		
	1400-2525	1400-3535	1400-4545
BODY FABRIC			
WELT FABRIC			
• TOPSTITCH (Top Stitched)	—	—	—
• SELFWELT (Welted in Body Fabric)	—	—	—
• Contrasting to Body Fabric (Welted)	\$90	\$90	\$90
NAIL HEAD TRIM			
• NONE-1 (no nail head trim)	—	—	—
• SABNAIL / SNKNAIL / SOBNAIL (Small size trim)	\$90	\$90	\$90
• MABNAIL / MNKNAIL / MOBNAIL (Medium size trim)	\$90	\$90	\$90
• LABNAIL / LNKNAIL / LOBNAIL (Large size trim)	\$90	\$90	\$90
LEG			
• ROUND (Round Wood Leg)	—	—	—
• TAPD (Tapered Wood Leg)	—	—	—
• TURNED (Turned Wood Leg)	—	—	—
LEG FINISH			

- ▶ Following solid fabrics are available as Contrasting Welt: 1593, 6373, 6413, all colors.
- ▶ Nail Head Trim will be placed end to end if small size(3/8") is selected or spaced if medium size(5/8") or large(7/8") size is selected

Choices of FINISH					
BF008	Cloud	BF106	Slate	BF808	Brindle
BF103	Ash	BF807	Walnut	BF903	Onyx

See following page for How to Order for Tufted Top Fabric items and Leather items

Category: Accent Chairs & Ottomans

**Delway
Suite: 1400**

How to Order

Ordering Options	Fabric Ottomans - Tufted Top		
	1400-2525T	1400-3535T	1400-4545T
BODY FABRIC			
WELT FABRIC			
• NONE-1 (no welt)	---	---	---
• SELFWELT (Welted in Body Fabric)	---	---	---
• Contrasting to Body Fabric (Welted)	\$90	\$90	\$90
TUFTED TOP TYPE			
• DIATUFT (Diamond Tufted Top with Buttons)	---	---	---
• SQTUFT (Square Tufted Top without Buttons)	---	---	---
NAIL HEAD TRIM			
• NONE-1 (no nail head trim)	---	---	---
• SABNAIL / SNKNAIL / SOBNAIL (Small size trim)	\$90	\$90	\$90
• MABNAIL / MNKNAIL / MOBNAIL (Medium size trim)	\$90	\$90	\$90
• LABNAIL / LNKNAIL / LOBNAIL (Large size trim)	\$90	\$90	\$90
LEG			
• ROUND (Round Wood Leg)	---	---	---
• TAPD (Tapered Wood Leg)	---	---	---
• TURNED (Turned Wood Leg)	---	---	---
LEG FINISH			

- ▶ Following solid fabrics are available as Contrasting Welt: 1593, 6373, 6413, all colors.
- ▶ Nail Head Trim will be placed end to end if small size(3/8") is selected or spaced if medium size(5/8") or large(7/8") size is selected

Ordering Options	Leather Ottomans - Standard Top		
	1400-2525L	1400-3535L	1400-4545L
BODY LEATHER			
WELT OPTION			
• TOPSTITCH (Top Stitched)	---	---	---
• WELT (Welted in Body Leather)	---	---	---
NAIL HEAD TRIM			
• NONE-1 (no nail head trim)	---	---	---
• SABNAIL / SNKNAIL / SOBNAIL (Small size trim)	\$90	\$90	\$90
• MABNAIL / MNKNAIL / MOBNAIL (Medium size trim)	\$90	\$90	\$90
• LABNAIL / LNKNAIL / LOBNAIL (Large size trim)	\$90	\$90	\$90
LEG			
• ROUND (Round Wood Leg)	---	---	---
• TAPD (Tapered Wood Leg)	---	---	---
• TURNED (Turned Wood Leg)	---	---	---
LEG FINISH			

- ▶ Nail Head Trim will be placed end to end if small size(3/8") is selected or spaced if medium size(5/8") or large(7/8") size is selected

Ordering Options	Leather Ottomans - Tufted Top		
	1400-2525TL	1400-3535TL	1400-4545TL
BODY LEATHER			
WELT OPTION			
• NONE-1 (no welt)	---	---	---
• SELFWELT (Welted in Body Leather)	---	---	---
TUFTED TOP TYPE			
• DIATUFT (Diamond Tufted Top with Buttons)	---	---	---
• SQTUFT (Square Tufted Top without Buttons)	---	---	---
NAIL HEAD TRIM			
• NONE-1 (no nail head trim)	---	---	---
• SABNAIL / SNKNAIL / SOBNAIL (Small size trim)	\$90	\$90	\$90
• MABNAIL / MNKNAIL / MOBNAIL (Medium size trim)	\$90	\$90	\$90
• LABNAIL / LNKNAIL / LOBNAIL (Large size trim)	\$90	\$90	\$90
LEG			
• ROUND (Round Wood Leg)	---	---	---
• TAPD (Tapered Wood Leg)	---	---	---
• TURNED (Turned Wood Leg)	---	---	---
LEG FINISH			

- ▶ Nail Head Trim will be placed end to end if small size(3/8") is selected or spaced if medium size(5/8") or large(7/8") size is selected

Choices of FINISH					
BF008	Cloud	BF106	Slate	BF808	Brindle
BF103	Ash	BF807	Walnut	BF903	Onyx

Category: Accent Chairs & Ottomans **Dover Suite: 1402**

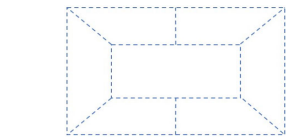
Rectangle ottoman available in 3 sizes. Available in fabric or leather with standard or tufted top options. Also available in a storage version in 2 sizes. Optional nail head trim is available along the base. Seating construction is webbing for all of the ottomans. Dover small & medium ottomans have a rectangle panel stitch pattern; while the large ottoman has a large rectangle stitch pattern. *See below.



Introduced: 12/1/2021 Country of Origin: USA

		Graded Prices - Fabric																		
Item	Description	W x D x H	Cubes	Wgt	Unts	21	22	23	24	25	26	27	28	29	30	31	32	33	34	35
1402-2520	Small Rectangle Ottoman	25x20x19	5.2	26	0.5	1069	1109	1149	1189	1229	1269	1309	1349	1389	1429	1469	1509	1549	1589	1629
1402-3525	Medium Rectangle Ottoman	35x25x19	9.1	35	0.5	1209	1249	1289	1329	1369	1409	1449	1489	1529	1569	1609	1649	1689	1729	1769
1402-4530	Large Rectangle Ottoman	45x30x19	14.1	47	0.5	1339	1379	1419	1459	1499	1539	1579	1619	1659	1699	1739	1779	1819	1859	1899
1402-S3525	Medium Rectangle Stor. Ott.	35x25x19	9.1	35	0.5	1339	1379	1419	1459	1499	1539	1579	1619	1659	1699	1739	1779	1819	1859	1899
1402-S4530	Large Rectangle Stor. Ott.	45x30x19	14.1	47	0.5	1469	1509	1549	1589	1629	1669	1709	1749	1789	1829	1869	1909	1949	1989	2029
		Tufted Top versions																		
1402-2520T	Small Rectangle Ottoman	25x20x19	5.2	26	0.5	1209	1249	1289	1329	1369	1409	1449	1489	1529	1569	1609	1649	1689	1729	1769
1402-3525T	Medium Rectangle Ottoman	35x25x19	9.1	35	0.5	1339	1379	1419	1459	1499	1539	1579	1619	1659	1699	1739	1779	1819	1859	1899
1402-4530T	Large Rectangle Ottoman	45x30x19	14.1	47	0.5	1469	1509	1549	1589	1629	1669	1709	1749	1789	1829	1869	1909	1949	1989	2029
1402-S3525T	Medium Rectangle Stor. Ott.	35x25x19	9.1	35	0.5	1469	1509	1549	1589	1629	1669	1709	1749	1789	1829	1869	1909	1949	1989	2029
1402-S4530T	Large Rectangle Stor. Ott.	45x30x19	14.1	47	0.5	1609	1649	1689	1729	1769	1809	1849	1889	1929	1969	2009	2049	2089	2129	2169

		Graded Prices - Leather										
Item	Description	W x D x H	Cubes	Wgt	Unts	52	53	54	55	56	57	58
1402-2520L	Small Rectangle Ottoman	25x20x19	5.2	26	0.5	1739	1869	2009	2139	2269	2409	2539
1402-3525L	Medium Rectangle Ottoman	35x25x19	9.1	35	0.5	1869	2009	2139	2269	2409	2539	2669
1402-4530L	Large Rectangle Ottoman	45x30x19	14.1	47	0.5	2069	2209	2339	2469	2609	2739	2869
1402-S3525L	Medium Rectangle Stor. Ott.	35x25x19	9.1	35	0.5	2139	2269	2409	2539	2669	2809	2939
1402-S4530L	Large Rectangle Stor. Ott.	45x30x19	14.1	47	0.5	2539	2669	2809	2939	3069	3209	3339
		Tufted Top versions										
1402-2520TL	Small Rectangle Ottoman	25x20x19	5.2	26	0.5	1869	2009	2139	2269	2409	2539	2669
1402-3525TL	Medium Rectangle Ottoman	35x25x19	9.1	35	0.5	2009	2139	2269	2409	2539	2669	2809
1402-4530TL	Large Rectangle Ottoman	45x30x19	14.1	47	0.5	2209	2339	2469	2609	2739	2869	3009
1402-S3525TL	Medium Rectangle Stor. Ott.	35x25x19	9.1	35	0.5	2269	2409	2539	2669	2809	2939	3069
1402-S4530TL	Large Rectangle Stor. Ott.	45x30x19	14.1	47	0.5	2669	2809	2939	3069	3209	3339	3469



*Rectangle Panel Stitch Pattern (sm/med)



*Large Rectangle Panel Stitch Pattern (lg)

► **COMPATIBILITY WARNING:** Tufted items are only available in A & B code fabrics only.

COM Yardage Requirements-Fabric only

Please reference the COM Program Procedures at the front of the price book for any necessary information.

Item	Plain Railroad	Plain Up the Bolt	Small Stripe Railroad	Wide Stripe or Plaids	Center Match
1402-2520	2.4	3.1	3.4	3.7	4.0
1402-3525	3.0	3.9	4.2	4.7	5.0
1402-4530	4.0	5.1	5.5	6.1	6.5
1402-S3525	3.4	4.4	4.7	5.2	5.5
1402-S4530	4.2	5.5	5.9	6.5	6.9

How to Order

Ordering Options	Fabric Ottomans - Standard Top			
	1402-2520	1402-3525	1402-4530	1402-S3525, S4530
BODY FABRIC				
WELT FABRIC				
• TOPSTITCH (Top Stitched)	—	—	—	—
• SELFWELT (Welted in Body Fabric)	—	—	—	—
• Contrasting to Body Fabric (Welted)	\$90	\$90	\$90	\$90
NAIL HEAD TRIM				
• NONE-1 (no nail head trim)	—	—	—	—
• SABNAIL / SNKNAIL / SOBNAIL (Small size trim)	\$90	\$90	\$90	\$90
• MABNAIL / MNKNAIL / MOBNAIL (Medium size trim)	\$90	\$90	\$90	\$90
• LABNAIL / LNKNAIL / LOBNAIL (Large size trim)	\$90	\$90	\$90	\$90
LEG				
• ROUND (Round Wood Leg)	—	—	—	—
• TAPD (Tapered Wood Leg)	—	—	—	—
• TURNED (Turned Wood Leg)	—	—	—	—
LEG FINISH				
CASTER(storage ottomans only)				
• CASTERS (Casters)				—
• LEGS (Legs)				—

- Following solid fabrics are available as Contrasting Welt: 1593, 6373, 6413, all colors.
- Nail Head Trim will be placed end to end if small size(3/8") is selected or spaced if medium size(5/8") or large(7/8") size is selected

Choices of FINISH			
BF008	Cloud	BF106	Slate
BF103	Ash	BF808	Brindle
		BF807	Walnut
		BF903	Onyx

See following page for How to Order for Tufted Top Fabric items and Leather items

**Dover
Suite: 1402**

Category: Accent Chairs & Ottomans

How to Order

<i>Ordering Options</i>	<i>Fabric Ottomans - Tufted Top</i>			
	1402-2520T	1402-3525T	1402-4530T	1402-S3525T, S4530T
BODY FABRIC				
WELT FABRIC				
• NONE-1 (no welt)	—	—	—	—
• SELFWELT (Welted in Body Fabric)	—	—	—	—
• Contrasting to Body Fabric (Welted)	\$90	\$90	\$90	\$90
TUFTED TOP TYPE				
• DIATUFT (Diamond Tufted Top with Buttons)	—	—	—	—
• SQTUFT (Square Tufted Top without Buttons)	—	—	—	—
NAIL HEAD TRIM				
• NONE-1 (no nail head trim)	—	—	—	—
• SABNAIL / SNKNAIL / SOBNAIL (Small size trim)	\$90	\$90	\$90	\$90
• MABNAIL / MNKNAIL / MOBNAIL (Medium size trim)	\$90	\$90	\$90	\$90
• LABNAIL / LNKNAIL / LOBNAIL (Large size trim)	\$90	\$90	\$90	\$90
LEG				
• ROUND (Round Wood Leg)	—	—	—	—
• TAPD (Tapered Wood Leg)	—	—	—	—
• TURNED (Turned Wood Leg)	—	—	—	—
LEG FINISH				
CASTER(storage ottomans only)				
• CASTERS (Casters)				—
• LEGS (Legs)				—

- ▶ Following solid fabrics are available as Contrasting Welt: 1593, 6373, 6413, all colors.
- ▶ Nail Head Trim will be placed end to end if small size(3/8") is selected or spaced if medium size(5/8") or large(7/8") size is selected

<i>Ordering Options</i>	<i>Leather Ottomans - Standard Top</i>			
	1402-2520L	1402-3525L	1402-4530L	1402-S3525L, S4530L
BODY LEATHER				
WELT OPTION				
• TOPSTITCH (Top Stitched)	—	—	—	—
• WELT (Welted in Body Leather)	—	—	—	—
NAIL HEAD TRIM				
• NONE-1 (no nail head trim)	—	—	—	—
• SABNAIL / SNKNAIL / SOBNAIL (Small size trim)	\$90	\$90	\$90	\$90
• MABNAIL / MNKNAIL / MOBNAIL (Medium size trim)	\$90	\$90	\$90	\$90
• LABNAIL / LNKNAIL / LOBNAIL (Large size trim)	\$90	\$90	\$90	\$90
LEG				
• ROUND (Round Wood Leg)	—	—	—	—
• TAPD (Tapered Wood Leg)	—	—	—	—
• TURNED (Turned Wood Leg)	—	—	—	—
LEG FINISH				
CASTER(storage ottomans only)				
• CASTERS (Casters)				—
• LEGS (Legs)				—

- ▶ Nail Head Trim will be placed end to end if small size(3/8") is selected or spaced if medium size(5/8") or large(7/8") size is selected

<i>Ordering Options</i>	<i>Leather Ottomans - Tufted Top</i>			
	1402-2520TL	1402-3525TL	1402-4530TL	1402-S3525TL, S4530TL
BODY LEATHER				
WELT OPTION				
• NONE-1 (no welt)	—	—	—	—
• SELFWELT (Welted in Body Leather)	—	—	—	—
TUFTED TOP TYPE				
• DIATUFT (Diamond Tufted Top with Buttons)	—	—	—	—
• SQTUFT (Square Tufted Top without Buttons)	—	—	—	—
NAIL HEAD TRIM				
• NONE-1 (no nail head trim)	—	—	—	—
• SABNAIL / SNKNAIL / SOBNAIL (Small size trim)	\$90	\$90	\$90	\$90
• MABNAIL / MNKNAIL / MOBNAIL (Medium size trim)	\$90	\$90	\$90	\$90
• LABNAIL / LNKNAIL / LOBNAIL (Large size trim)	\$90	\$90	\$90	\$90
LEG				
• ROUND (Round Wood Leg)	—	—	—	—
• TAPD (Tapered Wood Leg)	—	—	—	—
• TURNED (Turned Wood Leg)	—	—	—	—
LEG FINISH				
CASTER(storage ottomans only)				
• CASTERS (Casters)				—
• LEGS (Legs)				—

- ▶ Nail Head Trim will be placed end to end if small size(3/8") is selected or spaced if medium size(5/8") or large(7/8") size is selected

<i>Choices of FINISH</i>					
BF008	Cloud	BF106	Slate	BF808	Brindle
BF103	Ash	BF807	Walnut	BF903	Onyx

NEW

Everett

Suite: 3662

Category: Power Motion Upholstery

Everett features a zero gravity mechanism that reclines 8° from the wall. The arms do not move with the reclining motion which gives it the look of stationary but the function of motion furniture. Everett is made with all leather coverings. It features power recline and a power headrest.



Introduced: 4/1/2023

Country of Origin: Vietnam

Stocked Leather Items

3662-XXC Items will be in Cork
3662-XXG Items will be in Grey

Item	Description	W x D x H	Cubes	Wgt	Units	Price	Stocked Leather Items
3662-P21_	RAF Motion Chair	38x39x40	26.07	137	1	2550	*see above
3662-P23_	LAF Motion Chair	38x39x40	26.07	137	1	2550	
3662-P20_	Armless Chair w/Power	33x39x40	22.76	121	1	2139	
3662-20_	Armless Chair	33x39x40	22.76	71.5	1	1449	
3662-34_	Corner Chair	47x47x40	49.33	107	1	2649	

ACCENT PILLOWS INCLUDED
NONE

Item	Seat Length	Seat Depth	Seat Height	Arm Height
3662-P21, P23	32.5	19.5	20	25
3662-P20, 20	34	19.5	20	na
3662-34	32.5	27.5	20	na

Optional rechargeable battery pack for power motion items(will ship via UPS)

BATT-PACK2	Rechargeable Battery Pack	149
BATT-PACK5	Rechargeable Battery Pack	199

- ▶ Each recliner will require its own battery pack
- ▶ More information available in General Information Section

**Fremont
Suite: 1530**

Category: Benches

Rectangle bench available in 2 sizes. Available in fabric or leather with standard or tufted top options.
Optional nail head trim is available along the base.
Seating construction is webbing for all of the benches.



Introduced: 12/1/2021 Country of Origin: USA

Graded Prices - Fabric

Item	Description	W x D x H	Cubes	Wgt	Unts	21	22	23	24	25	26	27	28	29	30	31	32	33	34	35
1530-5022	Medium Bench	50x22x19	11.5	47	0.5	1209	1249	1289	1329	1369	1409	1449	1489	1529	1569	1609	1649	1689	1729	1769
1530-6022	Large Bench	60x22x19	13.8	50	0.5	1339	1379	1419	1459	1499	1539	1579	1619	1659	1699	1739	1779	1819	1859	1899
1530-S5022	Medium Storage Bench	50x22x19	11.5	82	0.5	1469	1509	1549	1589	1629	1669	1709	1749	1789	1829	1869	1909	1949	1989	2029
1530-S6022	Large Storage Bench	60x22x19	13.8	96	0.5	1609	1649	1689	1729	1769	1809	1849	1889	1929	1969	2009	2049	2089	2129	2169
Tufted Top versions																				
1530-5022T	Medium Bench	50x22x19	11.5	47	0.5	1339	1379	1419	1459	1499	1539	1579	1619	1659	1699	1739	1779	1819	1859	1899
1530-6022T	Large Bench	60x22x19	13.8	50	0.5	1469	1509	1549	1589	1629	1669	1709	1749	1789	1829	1869	1909	1949	1989	2029
1530-S5022T	Medium Storage Bench	50x22x19	11.5	82	0.5	1609	1649	1689	1729	1769	1809	1849	1889	1929	1969	2009	2049	2089	2129	2169
1530-S6022T	Large Storage Bench	60x22x19	13.8	96	0.5	1739	1779	1819	1859	1899	1939	1979	2019	2059	2099	2139	2179	2219	2259	2299

Graded Prices - Leather

Item	Description	W x D x H	Cubes	Wgt	Unts	52	53	54	55	56	57	58
1530-5022L	Medium Bench	50x22x19	11.5	47	0.5	1869	2009	2139	2269	2409	2539	2669
1530-6022L	Large Bench	60x22x19	13.8	50	0.5	2139	2269	2409	2539	2669	2809	2939
1530-S5022L	Medium Storage Bench	50x22x19	11.5	82	0.5	2139	2269	2409	2539	2669	2809	2939
1530-S6022L	Large Storage Bench	60x22x19	13.8	96	0.5	2409	2539	2669	2809	2939	3069	3209
Tufted Top versions												
1530-5022TL	Medium Bench	50x22x19	11.5	47	0.5	2009	2139	2269	2409	2539	2669	2809
1530-6022TL	Large Bench	60x22x19	13.8	50	0.5	2269	2409	2539	2669	2809	2939	3069
1530-S5022TL	Medium Storage Bench	50x22x19	11.5	82	0.5	2269	2409	2539	2669	2809	2939	3069
1530-S6022TL	Large Storage Bench	60x22x19	13.8	96	0.5	2539	2669	2809	2939	3069	3209	3339

► **COMPATIBILITY WARNING:** Tufted items are only available in A & B code fabrics.

COM Yardage Requirements-Fabric only

Please reference the COM Program Procedures at the front of the price book for any necessary information.

Item	Plain Railroad	Plain Up the Bolt	Small Stripe Railroad	Wide Stripe or Plaids	Center Match
1530-5022	3.6	4.7	5.0	5.6	5.9
1530-6022	4.2	5.5	5.9	6.5	6.9
1530-S5022	4.3	5.6	6.0	6.7	7.1
1530-S6022	4.8	6.2	6.7	7.4	7.9

How to Order

Ordering Options	Fabric Benches - Standard Top		
	1530-5022	1530-6022	1530-S5022, S6022
BODY FABRIC			
WELT FABRIC			
• TOPSTITCH (Top Stitched)	—	—	—
• SELFWELT (Welted in Body Fabric)	—	—	—
• Contrasting to Body Fabric (Welted)	\$90	\$90	\$90
NAIL HEAD TRIM			
• NONE-1 (no nail head trim)	—	—	—
• SABNAIL / SNKNAIL / SOBNAIL (Small size trim)	\$90	\$90	\$90
• MABNAIL / MNKNAIL / MOBNAIL (Medium size trim)	\$90	\$90	\$90
• LABNAIL / LNKNAIL / LOBNAIL (Large size trim)	\$90	\$90	\$90
LEG			
• ROUND (Round Wood Leg)	—	—	—
• TAPD (Tapered Wood Leg)	—	—	—
• TURNED (Turned Wood Leg)	—	—	—
LEG FINISH			
CASTER(storage ottomans only)			
• CASTERS (Casters)	—	—	—
• LEGS (Legs)	—	—	—

- Following solid fabrics are available as Contrasting Welt: 1593, 6373, 6413, all colors.
- Nail Head Trim will be placed end to end if small size(3/8") is selected or spaced if medium size(5/8") or large(7/8") size is selected

Choices of FINISH

BF008	Cloud	BF106	Slate	BF808	Brindle
BF103	Ash	BF807	Walnut	BF903	Onyx

****See following page for How to Order for Tufted Top Fabric items and Leather items****

Category: Benches

How to Order

Ordering Options	Fabric Benches - Tufted Top		
	1530-5022T	1530-6022T	1530-S5022T, S6022T
BODY FABRIC			
WELT FABRIC			
• NONE-1 (no welt)	---	---	---
• SELFWELT (Welted in Body Fabric)	---	---	---
• Contrasting to Body Fabric (Welted)	\$90	\$90	\$90
TUFTED TOP TYPE			
• DIATUFT (Diamond Tufted Top with Buttons)	---	---	---
• SQTUFT (Square Tufted Top without Buttons)	---	---	---
NAIL HEAD TRIM			
• NONE-1 (no nail head trim)	---	---	---
• SABNAIL / SNKNAIL / SOBNAIL (Small size trim)	\$90	\$90	\$90
• MABNAIL / MNKNAIL / MOBNAIL (Medium size trim)	\$90	\$90	\$90
• LABNAIL / LNKNAI / LOBNAIL (Large size trim)	\$90	\$90	\$90
LEG			
• ROUND (Round Wood Leg)	---	---	---
• TAPD (Tapered Wood Leg)	---	---	---
• TURNED (Turned Wood Leg)	---	---	---
LEG FINISH			
CASTER(storage ottomans only)			
• CASTERS (Casters)			---
• LEGS (Legs)			---

- ▶ Following solid fabrics are available as Contrasting Welt: 1593, 6373, 6413, all colors.
- ▶ Nail Head Trim will be placed end to end if small size(3/8") is selected or spaced if medium size(5/8") or large(7/8") size is selected

Ordering Options	Leather Benches - Standard Top		
	1530-5022L	1530-6022L	1530-S5022L, S6022L
BODY LEATHER			
WELT OPTION			
• TOPSTITCH (Top Stitched)	---	---	---
• WELT (Welted in Body Leather)	---	---	---
NAIL HEAD TRIM			
• NONE-1 (no nail head trim)	---	---	---
• SABNAIL / SNKNAIL / SOBNAIL (Small size trim)	\$90	\$90	\$90
• MABNAIL / MNKNAIL / MOBNAIL (Medium size trim)	\$90	\$90	\$90
• LABNAIL / LNKNAI / LOBNAIL (Large size trim)	\$90	\$90	\$90
LEG			
• ROUND (Round Wood Leg)	---	---	---
• TAPD (Tapered Wood Leg)	---	---	---
• TURNED (Turned Wood Leg)	---	---	---
LEG FINISH			
CASTER(storage ottomans only)			
• CASTERS (Casters)			---
• LEGS (Legs)			---

- ▶ Nail Head Trim will be placed end to end if small size(3/8") is selected or spaced if medium size(5/8") or large(7/8") size is selected

Ordering Options	Leather Benches - Tufted Top		
	1530-5022TL	1530-6022TL	1530-S5022TL, S6022TL
BODY LEATHER			
WELT OPTION			
• NONE-1 (no welt)	---	---	---
• SELFWELT (Welted in Body Leather)	---	---	---
TUFTED TOP TYPE			
• DIATUFT (Diamond Tufted Top with Buttons)	---	---	---
• SQTUFT (Square Tufted Top without Buttons)	---	---	---
NAIL HEAD TRIM			
• NONE-1 (no nail head trim)	---	---	---
• SABNAIL / SNKNAIL / SOBNAIL (Small size trim)	\$90	\$90	\$90
• MABNAIL / MNKNAIL / MOBNAIL (Medium size trim)	\$90	\$90	\$90
• LABNAIL / LNKNAI / LOBNAIL (Large size trim)	\$90	\$90	\$90
LEG			
• ROUND (Round Wood Leg)	---	---	---
• TAPD (Tapered Wood Leg)	---	---	---
• TURNED (Turned Wood Leg)	---	---	---
LEG FINISH			
CASTER(storage ottomans only)			
• CASTERS (Casters)			---
• LEGS (Legs)			---

- ▶ Nail Head Trim will be placed end to end if small size(3/8") is selected or spaced if medium size(5/8") or large(7/8") size is selected

Choices of FINISH					
BF008	Cloud	BF106	Slate	BF808	Brindle
BF103	Ash	BF807	Walnut	BF903	Onyx

Garner Suite: 1332
Category: Accent Chair & Ottomans

Garner is a round back over stuffed barrel chair with a tight seat. A wonderful casual modern look with wrap around arms. Available in fabric or leather.



Introduced: 10/1/2022 Country of Origin: USA

Graded Prices - Fabric																				
Item	Description	W x D x H	Cubes	Wgt	Unts	21	22	23	24	25	26	27	28	29	30	31	32	33	34	35
1332-05	Swivel Chair	34x34.5x31.5	21.4	93	1	1509	1549	1599	1639	1689	1729	1769	1819	1859	1909	1949	1999	2039	2079	2129

Graded Prices - Leather												
Item	Description	W x D x H	Cubes	Wgt	Unts	52	53	54	55	56	57	58
1332-05L	Swivel Chair	34x34.5x31.5	21.4	93	1	2269	2409	2549	2689	2829	2969	3109

COMPATIBILITY WARNING: Recommended for A or B code fabrics only. Due to the curved back striped fabrics will not line up around the chair.

Item	Seat Length	Seat Depth	Seat Height	Arm Height
1332-05	23	24	19.5	26

COM Yardage Requirements-Fabric only					
Please reference the COM Program Procedures at the front of the price book for any necessary information.					
Item	Plain Railroad	Plain Up the Bolt	Small Stripe Railroad	Wide Stripe or Plaids	Center Match
1332-05	5.1	6.6	6.6	7.3	7.8

How to Order

Fabric Ordering Options	Swivel Chair
	1332-05
BODY FABRIC	

Leather Ordering Options	Swivel Chair
	1332-05L
BODY LEATHER	

NEW		George Suite: 1666
Category: Accent Chair & Ottomans		

George is a Modern styled high back wing chair. George features a tight seat with a waterfall front. The chair is available in fabric and leather. George has a wood swivel base that exhibits style and craftsmanship.

Introduced: 4/1/2023 Country of Origin: USA

		Graded Prices - Fabric																		
Item	Description	W x D x H	Cubes	Wgt	Unts	21	22	23	24	25	26	27	28	29	30	31	32	33	34	35
1666-05	Swivel Chair	31x38x41	30.3	90	1	1809	1879	1939	2009	2079	2139	2209	2279	2339	2409	2479	2539	2609	2679	2739

		Graded Prices - Leather										
Item	Description	W x D x H	Cubes	Wgt	Unts	52	53	54	55	56	57	58
1666-05L	Swivel Chair	31x38x41	30.3	90	1	2609	2739	2869	3009	3139	3269	3409

Item	Seat Length	Seat Depth	Seat Height	Arm Height
1332-05	23	24	20	26

COM Yardage Requirements-Fabric only					
Please reference the COM Program Procedures at the front of the price book for any necessary information.					
Item	Plain Railroad	Plain Up the Bolt	Small Stripe Railroad	Wide Stripe or Plaids	Center Match
1666-05	5.8	7.5	7.5	8.3	8.9

How to Order

	Swivel Chair
<i>Fabric Ordering Options</i>	1666-05
BODY FABRIC	

	Swivel Chair
<i>Leather Ordering Options</i>	1666-05L
BODY LEATHER	

NEW

**Hanover
Suite: 2762**

Category: Fabric Upholstery

Hanover has generous rolled arms and soft comfortable attached bed pillow backs with reversible seat cushions for the perfect combination of comfort and style. A block leg style is standard in Brindle finished. Available in select FC covers only.



Introduced: 4/1/2023 **Country of Origin:** USA

Back	Base	Seat	Seating Construction	Arm Caps	Accent Pillows
Attached Bed Pillow	Block Leg (removable legs)	Boxed Loose	Sinuou Wire	Available option: Enter as part order	Available in the Custom Pillow Program

Ready to Ship

Item	Description	W x D x H	Cubes	Wgt	Unts	EDV	Ready to Ship
2762-6QFC0	Queen Sleeper (2/2)	84x37x37.5	63.8	206	3	1899	Items will be in fabric 1607-0 Cloud Revolution Fabric. Pillows are not included.
2762-62FC0	Sofa (2/2)	84x37x37.5	63.8	154	3	1299	
2762-12FC0	Chair	40x37x37.5	25.7	71	1	949	
Sectional Items							
2762-66FC0	LAF Sect. w/Corner(3)	90x37x37.5	69.4	156	3	1399	
2762-41FC0	RAF Sect. Loveseat(2)	56x37x37.5	43.2	100	2	1200	
2762-20FC0	Armless Chair	23x37x37.5	17.7	71	1	700	

► There is no "How to Order" for the Ready to Ship pieces, they are stocked items and only come in fabric noted above.

***Special Cut & Sewn Options**

- FC223-0** Same as fabric 1607-0 (Cloud Revolution fabric), pillows available in the Custom Pillow program
- FC223-9** Same as fabric 1607-9 (Zinc Revolution fabric), pillows available in the Custom Pillow program
- FC223-19** Same as fabric 1607-19 (Driftwood Revolution fabric), pillows available in the Custom Pillow program

Item	Description	W x D x H	Cubes	Wgt	Unts	EDV	Special Cut & Sewn Offerings
2762-72FC	Sofa (3/3)	86x37x37.5	63.8	154	3	1399	See Special Cut & Sewn Options above
2762-6QFC	Queen Sleeper (2/2)	84x37x37.5	63.8	206	3	1899	
2762-62FC	Sofa (2/2)	84x37x37.5	63.8	154	3	1299	
2762-42FC	Loveseat	62x37x37.5	47.3	117	2	1249	
2762-12FC	Chair	40x37x37.5	25.7	71	1	949	
2762-01FC	Ottoman	27x22x18	6.2	23	0.5	499	
Sectional Items							
2762-67FC	RAF Sect. w/Corner(3)	90x37x37.5	69.4	156	3	1399	
2762-66FC	LAF Sect. w/Corner(3)	90x37x37.5	69.4	156	3	1399	
2762-43FC	LAF Sect. Loveseat(2)	56x37x37.5	43.2	100	2	1200	
2762-41FC	RAF Sect. Loveseat(2)	56x37x37.5	43.2	100	2	1200	
2762-20FC	Armless Chair	23x37x37.5	17.7	71	1	700	

► NEW 72FC 3/3 Sofa

Sawtooth connectors are preinstalled on the following sectional pieces:
67, 66, 43, 41, 20
The 20 can also be used as freestanding

Item	Seat Length	Seat Depth	Seat Height	Arm Height
2762-6Q, 62	66	22	20.5	26
2762-42	44	22	20.5	26
2762-12	22	22	20.5	26
2762-66, 67	69	22	20.5	26
2762-41, 43	46	22	20.5	26
2762-20	23	22	20.5	-

COM Yardage Requirements-Fabric only

Please reference the COM Program Procedures at the front of the price book for any necessary information.

Item	Plain Railroad	Plain Up the Bolt	Small Stripe Railroad	Wide Stripe or Plaids	Center Match
2762-6Q, 62	14.0	15.4	17.1	18.5	22.0
2762-42	10.9	12.0	13.3	14.4	17.4
2762-12	7.4	8.1	9.0	9.7	12.0
2762-01	2.8	3.6	3.9	4.3	4.6
2762-67, 66	15.9	17.5	19.4	20.9	24.8
2762-43, 41	9.9	10.9	12.1	13.1	15.8
2762-20	5.1	5.6	6.2	6.7	8.6

How to Order

	Queen Sleeper	Sofas / Loveseat	Chair	Ottoman	Sectional Sofas	Sectional Loveseats	Armless Chair
Ordering Options	2762-6QFC	2762-72FC, 62FC, 42FC	2762-12FC	2762-01FC	2762-67FC, 66FC	2762-43FC, 41FC	2762-20FC
BODY FABRIC	FC223-__	FC223-__	FC223-__	FC223-__	FC223-__	FC223-__	FC223-__
MATTRESS							
• STD(Standard Innerspring)	—						
• REAXION(Foam Mattress)	\$380						
• AIR2(Air Mattress)	\$680						

- When ordering cut & sewn cover FC223-0, the Body will come in fabric 1607-0, Accent Pillows available in the Custom Pillow program
- When ordering cut & sewn cover FC223-9, the Body will come in fabric 1607-9, Accent Pillows available in the Custom Pillow program
- When ordering cut & sewn cover FC223-19, the Body will come in fabric 1607-19, Accent Pillows available in the Custom Pillow program

Julian
Suite: 2715

Category: Fabric Upholstery

Julian features welted roll arms and loose seat and back cushions that offers a casual feel. Welting is only on arm panels. Three over three backs and seats give Julian a transitional feel with comfort and style.

A tapered leg style is standard with this group and is finished in Brindle. Available in fabric only.

Introduced: 8/1/2021 **Country of Origin:** USA

Back	Base	Seat	Seating Construction	Arm Caps	Accent Pillows
Loose boxed weltless	Tapered leg (removable legs)	Boxed loose weltless	Sinuous Wire	Available option: enter as part order	Optional pillows available at an upcharge (N/A on stocked items)

***Special Cut & Sewn Options**

FC199-0 Same as fabric 1574-0 (Oyster Revolution fabric), pillows available in any fabric at an upcharge

FC199-21 Same as fabric 1574-21 (Pebble Revolution fabric), pillows available in any fabric at an upcharge

Item	Description	W x D x H	Cubes	Wgt	Unts	Price	Special Cut & Sewn Offerings
2715-72FC	Sofa (3/3)	85.5x37x37.5	56.8	133	3	1399	*see above(accent pillows/cushion options are available)
2715-6QFC	Queen Sleeper (2/2)	80.5x37x37.5	53.4	178	3	1899	
2715-62FC	Sofa (2/2)	80.5x37x37.5	53.4	129	3	1299	
2715-42FC	Loveseat	62.5x37x37.5	41.4	99	2	1249	
2715-18FC	Chair and a Half	48x37x37.5	31.9	84	1.5	1049	
2715-12FC	Chair	37.5x37x37.5	24.9	70	1	949	
2715-01FC	Ottoman	27x22x18	6.2	23	0.5	599	
Sectional Items							
2715-67FC	RAF Sect. w/Corner(3)	91x37x37.5	60.4	146	3	1399	
2715-66FC	LAF Sect. w/Corner(3)	91x37x37.5	60.4	146	3	1399	
2715-43FC	LAF Sect. Loveseat(2)	55.5x37x37.5	36.8	90	2	1200	
2715-41FC	RAF Sect. Loveseat(2)	55.5x37x37.5	36.8	90	2	1200	
2715-20FC	Armless Chair	24x37x37.5	15.9	55	1	700	

Graded Prices - Fabric																				
Item	Description	W x D x H	Cubes	Wgt	Unts	21	22	23	24	25	26	27	28	29	30	31	32	33	34	35
2715-72	Sofa (3/3)	85.5x37x37.5	56.8	133	3	2409	2539	2669	2809	2939	3069	3209	3339	3469	3609	3739	3869	4009	4139	4269
2715-6Q	Queen Sleeper (2/2)	80.5x37x37.5	53.4	178	3	3069	3209	3339	3469	3609	3739	3869	4009	4139	4269	4409	4539	4669	4809	4939
2715-62	Sofa (2/2)	80.5x37x37.5	53.4	129	3	2269	2409	2539	2669	2809	2939	3069	3209	3339	3469	3609	3739	3869	4009	4139
2715-42	Loveseat	62.5x37x37.5	41.4	99	2	2209	2339	2469	2609	2739	2869	3009	3139	3269	3409	3539	3669	3809	3939	4069
2715-18	Chair and a Half	48x37x37.5	31.9	84	1.5	1669	1749	1829	1909	1989	2069	2149	2229	2309	2389	2469	2549	2629	2709	2789
2715-12	Chair	37.5x37x37.5	24.9	70	1	1539	1619	1699	1779	1859	1939	2019	2099	2179	2259	2339	2419	2499	2579	2659
2715-01	Ottoman	27x22x18	6.2	23	0.5	939	979	1019	1059	1099	1139	1179	1219	1259	1299	1339	1379	1419	1459	1499
Sectional Items																				
2715-67	RAF Sect. w/Corner(3)	91x37x37.5	60.4	146	3	2539	2669	2809	2939	3069	3209	3339	3469	3609	3739	3869	4009	4139	4269	4409
2715-66	LAF Sect. w/Corner(3)	91x37x37.5	60.4	146	3	2539	2669	2809	2939	3069	3209	3339	3469	3609	3739	3869	4009	4139	4269	4409
2715-43	LAF Sect. Loveseat(2)	55.5x37x37.5	36.8	90	2	2000	2140	2270	2400	2540	2670	2800	2940	3070	3200	3340	3470	3600	3740	3870
2715-41	RAF Sect. Loveseat(2)	55.5x37x37.5	36.8	90	2	2000	2140	2270	2400	2540	2670	2800	2940	3070	3200	3340	3470	3600	3740	3870
2715-20	Armless Chair	24x37x37.5	15.9	55	1	1400	1470	1540	1600	1670	1740	1800	1870	1940	2000	2070	2140	2200	2270	2340

See following page for General Information, COM Requirements and How to Order

**Julian
Suite: 2715**

Category: Fabric Upholstery

ACCENT PILLOWS AVAILABLE AT AN UPCHARGE(N/A on stocked items)							
Pillows:	72/72FC	6Q/6QFC	62/62FC	42/42FC	18/18FC	67/67FC/ 66/66FC	43/43FC/ 41/41FC
Accent 19"	2	2	2	2	1	2	1

► **COMPATIBILITY WARNING:** Sofas, Sleeper, Loveseat, and Sectional items are only available in fabric codes A, B, and C. Fabric code B will be seamed on the outback.

Item	Seat Length	Seat Depth	Seat Height	Arm Height
2715-72	71	22	22	25
2715-6Q, 62	66	22	22	25
2715-42	47	22	22	25
2715-18	33	22	22	25
2715-12	23	22	22	25
2715-66, 67	69.5	22	22	25
2715-41, 43	48	22	22	25
2715-20	24	22	22	-

Sawtooth connectors are preinstalled on the following sectional pieces:
67, 66, 43, 41, 20
The 20 can also be used as freestanding

COM Yardage Requirements-Fabric only					
Please reference the COM Program Procedures at the front of the price book for any necessary information.					
Item	Plain Railroad	Plain Up the Bolt	Small Stripe Railroad	Wide Stripe or Plaids	Center Match
2715-72	14.0	15.4	17.1	18.5	22.0
2715-6Q, 62	13.1	14.4	16.0	17.3	20.7
2715-42	10.5	11.5	12.8	13.8	16.7
2715-18	8.3	9.1	10.1	10.9	13.4
2715-12	7.0	7.7	8.6	9.3	11.5
2715-01	2.6	3.4	3.7	4.1	4.4
2715-67, 66	16.0	17.6	19.5	21.1	25.0
2715-43, 41	10.5	11.6	12.6	12.6	15.3
2715-20	5.1	5.6	6.2	6.7	8.6

How to Order

	Queen Sleeper	Sofas/ Loveseat	Chair and a Half	Chair	Ottoman	Sectional Sofas	Sectional Loveseats	Armless Chair
Ordering Options	2715-6QFC	2715-72FC, 62FC, 42FC	2715-18FC	2715-12FC	2715-01FC	2715-67FC, 66FC	2715-43FC, 41FC	2715-20FC
BODY FABRIC	FC199- <u> </u>	FC199- <u> </u>	FC199- <u> </u>	FC199- <u> </u>	FC199- <u> </u>	FC199- <u> </u>	FC199- <u> </u>	FC199- <u> </u>
ACCENT PILLOW FABRIC								
• NONE-1(no pillows)	—	—	—			—	—	
• Any Fabric	\$110	\$110	\$60			\$110	\$60	
SEAT CUSHION FILL								
• LOUNGE	—	—	—	—		—	—	—
• SUPPORT	\$110	\$110	\$60	\$60		\$110	\$110	\$60
MATTRESS								
• STD(M(Standard Innerspring)	—							
• REAXION(Foam Mattress)	\$280							
• AIR2(Air Mattress)	\$500							

- When ordering cut & sewn cover **FC199-0**, the Body will come in fabric 1574-0, Accent Pillows available in any fabric at an upcharge
- When ordering cut & sewn cover **FC199-21**, the Body will come in fabric 1574-21, Accent Pillows available in any fabric at an upcharge

	Queen Sleeper	Sofas/ Loveseat	Chair and a Half	Chair	Ottoman	Sectional Sofas	Sectional Loveseats	Armless Chair
Ordering Options	2715-6Q	2715-72, 62, 42	2715-18	2715-12	2715-01	2715-67, 66	2715-43, 41	2715-20
BODY FABRIC								
ACCENT PILLOW FABRIC								
• NONE-1(no pillows)	—	—	—			—	—	
• Any Fabric	\$150	\$150	\$90			\$150	\$90	
SEAT CUSHION FILL								
• LOUNGE	—	—	—	—		—	—	—
• SUPPORT	\$150	\$150	\$80	\$80		\$150	\$150	\$80
MATTRESS								
• STD(M(Standard Innerspring)	—							
• REAXION(Foam Mattress)	\$380							
• AIR2(Air Mattress)	\$680							

- Following skus are only available in A, B, and C fabric codes: 6Q, 72, 62, 42, 67, 66, 43, 41, 20

Category: Accent Chair & Ottomans

Kara
Suite: 1510

Kara features a tapered leg base with casters, shelf, and two trays and is available in fabric or leather.
 If nail head trim is selected it will be the small size(3/8") and placed end to end.
 Solid ash construction. The 2525 ottoman only comes with one tray.
Introduced: 10/1/2017 **Country of Origin:** USA



Graded Prices - Fabric

Item	Description	W x D x H	Cubes	Wgt	Unts	21	22	23	24	25	26	27	28	29	30	31	32	33	34	35
1510-2525	Ottoman w/Tray	26x26x19.5	7.6	45	1	1739	1789	1819	1849	1889	1909	1939	1969	2009	2029	2059	2089	2129	2149	2179
1510-3939	Ottoman w/Trays	40x40x19.5	18.1	76	1	2139	2149	2179	2309	2339	2369	2389	2429	2459	2489	2509	2549	2589	2619	2649
1510-5030	Ottoman w/Trays	51x31x19.5	17.8	76	1	2139	2149	2179	2309	2339	2369	2389	2429	2459	2489	2509	2549	2589	2619	2649

Graded Prices - Leather

Item	Description	W x D x H	Cubes	Wgt	Unts	52	53	54	55	56	57	58
1510-2525L	Ottoman w/Tray	26x26x19.5	7.6	45	1	2009	2129	2209	2269	2349	2419	2499
1510-3939L	Ottoman w/Trays	40x40x19.5	18.1	72	1	2409	2529	2659	2729	2809	2889	2949
1510-5030L	Ottoman w/Trays	51x31x19.5	17.8	75	1	2409	2529	2659	2729	2809	2889	2949

COMPATIBILITY WARNING: Stripes, plaids, and match fabrics are *not* available when ordering the Biscuit Tufted top(BISCTUFT) or Button Tufted top(TUFTED) style.

COM Yardage Requirements-Fabric only
 Please reference the COM Program Procedures at the front of the price book for any necessary information.

Item	Plain Railroad	Plain Up the Bolt	Small Stripe Railroad	Wide Stripe or Plaids	Center Match
1510-2525	2.0	2.0	2.5	2.8	3.0
1510-3939	3.2	3.2	4.2	4.7	5.0
1510-5030	2.0	2.0	2.5	2.8	3.0

How to Order

Ordering Options	Fabric Ottoman Cocktails		
	1510-2525	1510-3939	1510-5030
BODY FABRIC			
TYPE OF TOP			
• NONTUFT	—	—	—
• BISCTUFT(Biscuit Tufted top)	\$150	\$150	\$150
• TUFTED(Button Tufted top)	\$150	\$150	\$150
NAIL HEAD TRIM			
• NONE-1(no nail head trim)	—	—	—
• ABNAIL / NKNAIL / OBNAIL	\$90	\$90	\$90
FINISH			
• BF003(Seashell)	—	—	—
• BF104(Rivoli Grey)	—	—	—
• BF812(Dark Brindle)	—	—	—
CASTER			
• BRASS(Antique Brass)	—	—	—
• BRONZE(Oiled Bronze)	—	—	—
• NICKEL(Nickel)	—	—	—

Ordering Options	Leather Ottoman Cocktails		
	1510-2525L	1510-3939L	1510-5030L
BODY LEATHER			
TYPE OF TOP			
• NONTUFT	—	—	—
• BISCTUFT(Biscuit Tufted top)	\$150	\$150	\$150
• TUFTED(Button Tufted top)	\$150	\$150	\$150
NAIL HEAD TRIM			
• NONE-1(no nail head trim)	—	—	—
• ABNAIL / NKNAIL / OBNAIL	\$90	\$90	\$90
FINISH			
• BF003(Seashell)	—	—	—
• BF104(Rivoli Grey)	—	—	—
• BF812(Dark Brindle)	—	—	—
CASTER			
• BRASS(Antique Brass)	—	—	—
• BRONZE(Oiled Bronze)	—	—	—
• NICKEL(Nickel)	—	—	—

Category: Accent Chairs & Ottomans **Kelly Suite: 1406**

Kelly ottomans are fully upholstered ottomans built to the floor. They are versatile and built for casual living and available in various sizes. They are available in fabric or leather. *See below for stitch pattern.



Introduced: 4/1/2022 Country of Origin: USA

		Graded Prices - Fabric																		
Item	Description	W x D x H	Cubes	Wgt	Unts	21	22	23	24	25	26	27	28	29	30	31	32	33	34	35
1406-38R	38" Round Ottoman	38x38x18	15	26	0.5	739	779	819	859	899	939	979	1019	1059	1099	1139	1179	1219	1259	1299
1406-44R	44" Round Ottoman	44x44x18	20	32	0.5	869	909	949	989	1029	1079	1119	1159	1199	1239	1279	1319	1359	1399	1439
1406-3838	38" Square Ottoman	38x38x18	15	63	0.5	809	849	889	929	969	1009	1049	1089	1129	1169	1209	1249	1289	1329	1369
1406-4444	44" Square Ottoman	44x44x18	20	70	0.5	939	979	1019	1059	1099	1139	1179	1219	1259	1299	1339	1379	1419	1459	1499
1406-6022	Rectangle Ottoman	60x22x18	14	47	0.5	939	979	1019	1059	1099	1139	1179	1219	1259	1299	1339	1379	1419	1459	1499

		Graded Prices - Leather											
Item	Description	W x D x H	Cubes	Wgt	Unts	52	53	54	55	56	57	58	
1406-38RL	38" Round Ottoman	38x38x18	15	26	0.5	1209	1289	1369	1449	1529	1609	1689	
1406-44RL	44" Round Ottoman	44x44x18	20	32	0.5	1339	1419	1499	1579	1659	1739	1819	
1406-3838L	38" Square Ottoman	38x38x18	15	63	0.5	1339	1419	1499	1579	1659	1739	1819	
1406-4444L	44" Square Ottoman	44x44x18	20	70	0.5	1609	1689	1769	1849	1929	2009	2089	
1406-6022L	Rectangle Ottoman	60x22x18	14	47	0.5	1609	1689	1769	1849	1929	2009	2089	

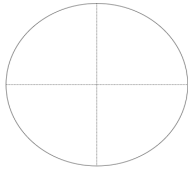
COMPATIBILITY WARNING: Stripes, plaids, and match fabrics are *not* recommended on the round ottoman. They will *not* line up.

COM Yardage Requirements-Fabric only					
Please reference the COM Program Procedures at the front of the price book for any necessary information.					
Item	Plain Railroad	Plain Up the Bolt	Small Stripe Railroad	Wide Stripe or Plaids	Center Match
1406-38R	3.2	4.2	4.2	4.7	5.0
1406-44R	3.7	4.8	4.8	5.3	5.7
1406-3838	3.8	4.9	4.9	5.5	5.9
1406-4444	4.4	5.7	5.7	6.3	6.8
1406-6022	4.0	5.2	5.2	5.8	6.2


How to Order

Ordering Options	Fabric Ottomans	Leather Ottomans
	1406-38R, 44R, 3838, 4444, 6022	1406-38RL, 44RL, 3838L, 4444L, 6022L
BODY FABRIC		
CASTER		
• CASTERS	—	—
• LEGS	—	—

***Stitch Patterns for Kelly Ottomans**



Round 4 Quadrant



Square 3 Quadrant



Rectangle 3 Quadrant

Category: Benches

**Kenly
Suite: 1510**

Kenly features a tapered leg base with casters, shelf, and two trays and is available in fabric or leather.
If nail head trim is selected it will be the small size(3/8") and placed end to end.
Solid ash construction.
Introduced: 10/1/2017 Country of Origin: USA



		Graded Prices - Fabric																		
Item	Description	W x D x H	Cubes	Wgt	Unts	21	22	23	24	25	26	27	28	29	30	31	32	33	34	35
1510-5020	Bench w/Trays	51x21x19.5	12.1	71	1	2139	2149	2179	2309	2339	2369	2389	2429	2459	2489	2509	2549	2589	2619	2649
1510-6020	Bench w/Trays	61x21x19.5	14.5	65	1	2139	2149	2179	2309	2339	2369	2389	2429	2459	2489	2509	2549	2589	2619	2649

		Graded Prices - Leather											
Item	Description	W x D x H	Cubes	Wgt	Unts	52	53	54	55	56	57	58	
1510-5020L	Bench w/Trays	51x21x19.5	12.1	70	1	2409	2529	2659	2729	2809	2889	2949	
1510-6020L	Bench w/Trays	61x21x19.5	14.5	72	1	2409	2529	2659	2729	2809	2889	2949	

COMPATIBILITY WARNING: Stripes, plaids, and match fabrics are *not* available when ordering the Biscuit Tufted top(BISCTUFT) or Button Tufted top(TUFTED) style.

COM Yardage Requirements-Fabric only						
Please reference the COM Program Procedures at the front of the price book for any necessary information.						
Item	Plain Railroad	Plain Up the Bolt	Small Stripe Railroad	Wide Stripe or Plaids	Center Match	
1510-5020	2.0	2.0	2.5	2.8	3.0	
1510-6020	2.5	2.5	3.3	3.7	3.9	

How to Order

Ordering Options	Fabric Benches	
	1510-5020	1510-6020
BODY FABRIC		
TYPE OF TOP		
• NONTUFT	—	—
• BISCTUFT(Biscuit Tufted top)	\$150	\$150
• TUFTED(Button Tufted top)	\$150	\$150
NAIL HEAD TRIM		
• NONE-1(no nail head trim)	—	—
• ABNAIL / NKNAIL / OBNAIL	\$90	\$90
FINISH		
• BF003(Seashell)	—	—
• BF104(Rivoli Grey)	—	—
• BF812(Dark Brindle)	—	—
CASTER		
• BRASS(Antique Brass)	—	—
• BRONZE(Oiled Bronze)	—	—
• NICKEL(Nickel)	—	—

Ordering Options	Leather Benches	
	1510-5020L	1510-6020L
BODY LEATHER		
TYPE OF TOP		
• NONTUFT	—	—
• BISCTUFT(Biscuit Tufted top)	\$150	\$150
• TUFTED(Button Tufted top)	\$150	\$150
NAIL HEAD TRIM		
• NONE-1(no nail head trim)	—	—
• ABNAIL / NKNAIL / OBNAIL	\$90	\$90
FINISH		
• BF003(Seashell)	—	—
• BF104(Rivoli Grey)	—	—
• BF812(Dark Brindle)	—	—
CASTER		
• BRASS(Antique Brass)	—	—
• BRONZE(Oiled Bronze)	—	—
• NICKEL(Nickel)	—	—

Kent

Category: Accent Chair & Ottomans/Motion Upholstery

Suite: 1951, 1952

Transitionally styled, tapered leg chair with comfort enhanced semi-attached back, boxed welted seat cushions and tapered set-back arms. Comfort and style combine in this chair with the back shaped slightly to wrap around shoulders. Moderately scaled, this frame is big on comfort. Antique Brass, Nickel, or no nail head trim is available along the base. Legs are available in multiple finishes. Arm caps are standard on the fabric version of the chair only. Features a HR QUALUX construction seat cushion. Seat construction is sinuous wire chair and recliner and webbing on the ottoman. The back legs only are removable on the chair, all legs are removable on the recliner. The recliner is a push arm recliner so there is no release handle on the outside arm. The power version of the recliner will have the power button on the outside arm.



Lower half of panel on outside back of recliner is secured with Velcro to allow the panel to adjust in the reclining positions.

If selected, the nail head trim will be the small size(3/8") and will be placed end to end.

Available as a stationary chair, swivel glider, or recliner

Introduced: 4/1/2008 Country of Origin: USA

Graded Prices - Fabric

Item	Description	W x D x H	Cubes	Wgt	Unts	21	22	23	24	25	26	27	28	29	30	31	32	33	34	35
1951-02	Accent Chair	29x35x38	25.8	66	1	1939	2009	2059	2139	2249	2259	2369	2419	2509	2569	2649	2709	2779	2849	2889
1951-01	Ottoman	22x18x18	6.1	26	0.5	869	899	939	1009	1049	1099	1129	1149	1209	1219	1259	1289	1329	1369	1409
1951-3	Recliner	29x37x40	52.6	116	1	2409	2569	2709	2779	2909	2989	3059	3139	3209	3269	3309	3409	3469	3539	3699
1952-09	Swivel Glider	29x35x40	27.2	107	1	2069	2139	2189	2269	2379	2389	2499	2549	2649	2699	2779	2849	2909	2979	3019

Graded Prices - Leather

Item	Description	W x D x H	Cubes	Wgt	Unts	52	53	54	55	56	57	58
1951-02L	Accent Chair	29x35x38	25.8	66	1	3069	3259	3499	3739	4129	4499	4859
1951-01L	Ottoman	22x18x18	6.1	26	1	1269	1339	1449	1499	1649	1769	1929
1951-3L	Recliner	29x37x40	52.6	116	1	3939	4169	4449	4569	4829	5169	5509
1952-09L	Swivel Glider	29x35x40	27.2	107	1	3269	3459	3699	3939	4329	4699	5059

Item	Seat Length	Seat Depth	Seat Height	Arm Height	Minimum wall clearance	Depth when fully reclined
1951-02	18.5	18.5	18	24	-	-
1951-3	21	19	21	24.5	18	68
1952-09	21	19	21	24.5	-	-

COM Yardage Requirements-Fabric only

Please reference the COM Program Procedures at the front of the price book for any necessary information.

Item	Plain Railroad	Plain Up the Bolt	Small Stripe Railroad	Wide Stripe or Plaids	Center Match
1951-02	7.0	7.5	8.5	9.0	10.5
1951-01	2.8	3.6	3.9	4.6	4.9
1951-3	7.5	8.0	9.0	9.5	12.0
1952-09	7.0	7.5	8.5	9.0	10.5

****See following page for How to Order ****

How to Order

Ordering Options	Fabric Chair	Fabric Ottoman	Fabric Recliner	Fabric Swivel Glider
	1951-02	1951-01	1951-3	1952-09
BODY FABRIC				
WELT FABRIC				
• SELFWELT (Weltd in Body Fabric)	—	—	—	—
• Contrasting to Body Fabric (Weltd)	\$120	\$90	\$120	\$120
SEAT CUSHION FILL				
• LOUNGE	—		—	—
• BLDOWN	\$140		\$140	\$140
BACK FILLING MATERIAL				
• LOUNGE	—		—	—
• BLDOWN	\$110		\$110	\$110
NAIL HEAD TRIM				
• NONE-1(no nail head trim)	—	—	—	—
• ABNAIL / NKNAIL / OBNAIL	\$120	\$90	\$120	\$120
POWER MOTOR				
• NONE-1(no Power)			—	
• POWER(Power motor)			\$300	
FINISH				

► Following solid fabrics are available as Contrasting Welt: 1593, 6373, 6413, all colors

Ordering Options	Leather Chair	Leather Ottoman	Leather Recliner	Leather Swivel Glider
	1951-02L	1951-01L	1951-3L	1952-09L
BODY LEATHER				
SEAT CUSHION FILL				
• LOUNGE	—		—	—
• BLDOWN	\$140		\$140	\$140
BACK FILLING MATERIAL				
• LOUNGE	—		—	—
• BLDOWN	\$110		\$110	\$110
NAIL HEAD TRIM				
• NONE-1(no nail head trim)	—	—	—	—
• ABNAIL / NKNAIL / OBNAIL	\$120	\$90	\$120	\$120
POWER MOTOR				
• NONE-1(no Power)			—	
• POWER(Power motor)			\$300	
FINISH				

Choices of FINISH

BF008 Cloud	BF106 Slate	BF808 Brindle
BF103 Ash	BF807 Walnut	BF903 Onyx

Optional rechargeable battery pack for power motion items(will ship via UPS)

BATT-PACK2 Rechargeable Battery Pack	149
BATT-PACK5 Rechargeable Battery Pack	199

► Each recliner with power will require its own battery pack

Category: Benches

Lenoir
Suite: 1508

Lenoir features a square leg base with shelf and two trays and is available in fabric or leather.
If nail head trim is selected it will be the small size(3/8") and placed end to end.
Solid ash construction.
Introduced: 10/1/2017 Country of Origin: USA



		Graded Prices - Fabric																		
Item	Description	W x D x H	Cubes	Wgt	Unts	21	22	23	24	25	26	27	28	29	30	31	32	33	34	35
1508-5020	Bench w/Trays	51x21x19.5	12.1	70	1	1939	1969	1989	2059	2089	2129	2169	2189	2219	2249	2289	2309	2339	2369	2409
1508-6020	Bench w/Trays	61x21x19.5	14.5	72	1	1939	1969	1989	2059	2089	2129	2169	2189	2219	2249	2289	2309	2339	2369	2409

		Graded Prices - Leather											
Item	Description	W x D x H	Cubes	Wgt	Unts	52	53	54	55	56	57	58	
1508-5020L	Bench w/Trays	51x21x19.5	12.1	70	1	2139	2269	2409	2539	2629	2709	2789	
1508-6020L	Bench w/Trays	61x21x19.5	14.5	72	1	2139	2269	2409	2539	2629	2709	2789	

COMPATIBILITY WARNING: Stripes, plaids, and match fabrics are *not* available when ordering the Biscuit Tufted top(BISCTUFT) or Button Tufted top(TUFTED) style.

COM Yardage Requirements-Fabric only

Please reference the COM Program Procedures at the front of the price book for any necessary information.

Item	Plain Railroad	Plain Up the Bolt	Small Stripe Railroad	Wide Stripe or Plaids	Center Match
1508-5020	2.0	2.0	2.5	2.8	3.0
1508-6020	2.5	2.5	3.3	3.7	3.9

How to Order

Ordering Options	Fabric Benches	
	1508-5020	1508-6020
BODY FABRIC		
TYPE OF TOP		
• NONTUFT	—	—
• BISCTUFT(Biscuit Tufted top)	\$150	\$150
• TUFTED(Button Tufted top)	\$150	\$150
NAIL HEAD TRIM		
• NONE-1(no nail head trim)	—	—
• ABNAIL / NKNAIL / OBNAIL	\$90	\$90
FINISH		
• BF003(Seashell)	—	—
• BF104(Rivoli Grey)	—	—
• BF812(Dark Brindle)	—	—

Ordering Options	Leather Benches	
	1508-5020L	1508-6020L
BODY LEATHER		
TYPE OF TOP		
• NONTUFT	—	—
• BISCTUFT(Biscuit Tufted top)	\$150	\$150
• TUFTED(Button Tufted top)	\$150	\$150
NAIL HEAD TRIM		
• NONE-1(no nail head trim)	—	—
• ABNAIL / NKNAIL / OBNAIL	\$90	\$90
FINISH		
• BF003(Seashell)	—	—
• BF104(Rivoli Grey)	—	—
• BF812(Dark Brindle)	—	—

Category: Accent Chair & Ottomans

Lori
Suite: 1508

Lori features a square leg base with shelf and two trays and is available in fabric or leather.
If nail head trim is selected it will be the small size(3/8") and placed end to end.
Solid ash construction. The 2525 ottoman only comes with one tray.
Introduced: 10/1/2017 Country of Origin: USA



		Graded Prices - Fabric																		
Item	Description	W x D x H	Cubes	Wgt	Unts	21	22	23	24	25	26	27	28	29	30	31	32	33	34	35
1508-2525	Ottoman w/Tray	26x26x19.5	7.6	45	1	1539	1619	1649	1689	1709	1739	1769	1809	1829	1859	1889	1929	1949	1979	2009
1508-3939	Ottoman w/Trays	40x40x19.5	18.1	72	1	1939	1969	1989	2059	2089	2129	2169	2189	2219	2249	2289	2309	2339	2369	2409
1508-5030	Ottoman w/Trays	51x31x19.5	17.8	75	1	1939	1969	1989	2059	2089	2129	2169	2189	2219	2249	2289	2309	2339	2369	2409

		Graded Prices - Leather											
Item	Description	W x D x H	Cubes	Wgt	Unts	52	53	54	55	56	57	58	
1508-2525L	Ottoman w/Tray	26x26x19.5	7.6	45	1	1869	1969	2029	2109	2179	2259	2329	
1508-3939L	Ottoman w/Trays	40x40x19.5	18.1	72	1	2139	2269	2409	2539	2629	2709	2789	
1508-5030L	Ottoman w/Trays	51x31x19.5	17.8	75	1	2139	2269	2409	2539	2629	2709	2789	

COMPATIBILITY WARNING: Stripes, plaids, and match fabrics are *not* available when ordering the Biscuit Tufted top(BISCTUFT) or Button Tufted top(TUFTED) style.

COM Yardage Requirements-Fabric only

Please reference the COM Program Procedures at the front of the price book for any necessary information.

Item	Plain Railroad	Plain Up the Bolt	Small Stripe Railroad	Wide Stripe or Plaids	Center Match
1508-2525	2.0	2.0	2.5	2.8	3.0
1508-3939	3.2	3.2	4.2	4.7	5.0
1508-5030	2.0	2.0	2.5	2.8	3.0

How to Order

Ordering Options	Fabric Ottoman Cocktails		
	1508-2525	1508-3939	1508-5030
BODY FABRIC			
TYPE OF TOP			
• NONTUFT	—	—	—
• BISCTUFT(Biscuit Tufted top)	\$150	\$150	\$150
• TUFTED(Button Tufted top)	\$150	\$150	\$150
NAIL HEAD TRIM			
• NONE-1(no nail head trim)	—	—	—
• ABNAIL / NKNAIL / OBNAIL	\$90	\$90	\$90
FINISH			
• BF003(Seashell)	—	—	—
• BF104(Rivoli Grey)	—	—	—
• BF812(Dark Brindle)	—	—	—

Ordering Options	Leather Ottoman Cocktails & Benches		
	1508-2525L	1508-3939L	1508-5030L
BODY LEATHER			
TYPE OF TOP			
• NONTUFT	—	—	—
• BISCTUFT(Biscuit Tufted top)	\$150	\$150	\$150
• TUFTED(Button Tufted top)	\$150	\$150	\$150
NAIL HEAD TRIM			
• NONE-1(no nail head trim)	—	—	—
• ABNAIL / NKNAIL / OBNAIL	\$90	\$90	\$90
FINISH			
• BF003(Seashell)	—	—	—
• BF104(Rivoli Grey)	—	—	—
• BF812(Dark Brindle)	—	—	—

Category: Motion Upholstery

Maris
Suite: 1256



Maris is a sleek modern styled recliner with shaped wood arms that is available in fabric or leather. The imported wood frame is crafted with beech, and available in any upholstery finish.

Introduced: 2/1/2021 Country of Origin: USA

Graded Prices - Fabric

Item	Description	W x D x H	Cubes	Wgt	Unts	21	22	23	24	25	26	27	28	29	30	31	32	33	34	35
1256-3	Recliner	28x32x40.5	21	83	1	2409	2469	2539	2609	2669	2739	2809	2869	2939	3009	3069	3139	3209	3269	3339

Graded Prices - Leather

Item	Description	W x D x H	Cubes	Wgt	Unts	52	53	54	55	56	57	58
1256-3L	Recliner	28x32x40.5	21	83	1	3069	3209	3339	3469	3609	3739	3869

Item	Seat Length	Seat Depth	Seat Height	Arm Height	Minimum wall clearance	Depth when fully reclined
1256-3	22	21	19.5	24	18	62

COM Yardage Requirements-Fabric only

Please reference the COM Program Procedures at the front of the price book for any necessary information.

Item	Plain Railroad	Plain Up the Bolt	Small Stripe Railroad	Wide Stripe or Plaids	Center Match
1256-3	3.5	3.8	4.2	4.6	6.2

How to Order

Fabric Recliner	
1256-3	
Ordering Options	
BODY FABRIC	
FERRULE	
• BRASS(Modern Brass)	---
• STAINLESS(Stainless Steel)	---
FINISH	

Leather Recliner	
1256-3L	
Ordering Options	
BODY LEATHER	
FERRULE	
• BRASS(Modern Brass)	---
• STAINLESS(Stainless Steel)	---
FINISH	

Choices of FINISH

BF008 Cloud	BF106 Slate	BF808 Brindle
BF103 Ash	BF807 Walnut	BF903 Onyx

Category: Accent Chair & Ottomans



Smaller scale crescent shaped accent chair with available nail head trim options.
 Finish options available on the tapered wood legs. Available in fabric and leather.
 Features a HR QUALUX construction seat cushion. Seat construction is sinuous wire.
 The legs are removable. If selected, the nail head trim will be the small size(3/8") and will be spaced.

Available as a swivel glider or stationary chair

Introduced: 8/1/2016 **Country of Origin:** USA

Graded Prices - Fabric																				
Item	Description	W x D x H	Cubes	Wgt	Unts	21	22	23	24	25	26	27	28	29	30	31	32	33	34	35
1110-02	Accent Chair	29.5x34x29.5	16.6	54	1	1609	1649	1709	1779	1859	1899	1989	2019	2099	2169	2219	2289	2339	2419	2459
1110-09	Swivel Glider	29.5x34x29.5	16.6	72	1	1739	1779	1849	1909	1989	2029	2129	2149	2229	2299	2349	2419	2469	2549	2589

Graded Prices - Leather														
Item	Description	W x D x H	Cubes	Wgt	Unts	52	53	54	55	56	57	58		
1110-02L	Accent Chair	29.5x34x29.5	16.6	54	1	2409	2429	2589	2769	2909	3069	3209		
1110-09L	Swivel Glider	29.5x34x29.5	16.6	72	1	2539	2569	2729	2899	3049	3209	3339		

Item	Seat Length	Seat Depth	Seat Height	Arm Height
1110-02, 09	20.5	24	19.5	25.5

COM Yardage Requirements-Fabric only					
Please reference the COM Program Procedures at the front of the price book for any necessary information.					
Item	Plain Railroad	Plain Up the Bolt	Small Stripe Railroad	Wide Stripe or Plaids	Center Match
1110-02,09	4.5	5.0	5.5	5.5	6.5

How to Order

Ordering Options	Fabric Chair	Fabric Swivel Glider
	1110-02	1110-09
BODY FABRIC		
NAIL HEAD TRIM		
• NONE-1(no nail head trim)	—	—
• ABNAIL / NKNAIL / OBNAIL	\$120	\$120
FINISH		

Ordering Options	Leather Chair	Leather Swivel Glider
	1110-02L	1110-09L
BODY LEATHER		
NAIL HEAD TRIM		
• NONE-1(no nail head trim)	—	—
• ABNAIL / NKNAIL / OBNAIL	\$120	\$120
FINISH		

Choices of FINISH					
BF008	Cloud	BF106	Slate	BF808	Brindle
BF103	Ash	BF807	Walnut	BF903	Onyx

**Mitchell
Suite: 2791**

Category: Fabric Upholstery

Mitchell features a classic track arm and an upholstered tight back. This style sits on a solid wood base with tapered legs that is finished in Brindle. Options include Reaxion or Firm foam seat cushions.



Introduced: 2/1/2021 **Country of Origin:** USA

Back	Base	Seat	Seating Construction	Arm Caps	Accent Pillows
Tight sectioned welted	Wood base	Boxed loose welted	Sinuous Wire	Available option: enter as part order	Optional pillows available at an upcharge

***Special Cut & Sewn Options**

- FC197-1** Same as fabric 1579-1 (Cloud), pillows available in any fabric at an upcharge
- FC197-19** Same as fabric 1579-19 (Pewter), pillows available in any fabric at an upcharge

Item	Description	W x D x H	Cubes	Wgt	Unts	Price	Special Cut & Sewn Offerings
2791-62FC	Sofa (2/2)	83x36x34	58.8	131	3	2269	*see above
2791-42FC	Loveseat	59.5x36x34	42.1	101	2	2209	
2791-12FC	Chair	35.5x36x34	25.1	88	1	1679	

Graded Prices - Fabric

Item	Description	W x D x H	Cubes	Wgt	Unts	21	22	23	24	25	26	27	28	29	30	31	32	33	34	35
2791-62	Sofa (2/2)	83x36x34	58.8	131	3	2669	2809	2939	3069	3209	3339	3469	3609	3739	3869	4009	4139	4269	4409	4539
2791-42	Loveseat	59.5x36x34	42.1	101	2	2609	2739	2869	3009	3139	3269	3409	3539	3669	3809	3939	4069	4209	4339	4469
2791-12	Chair	35.5x36x34	25.1	88	1	1939	2009	2069	2139	2209	2269	2339	2409	2469	2539	2609	2669	2739	2809	2869

ACCENT PILLOWS AVAILABLE AT AN UPCHARGE		
Pillows:	62/62FC	42/42FC
Accent 19"	2	2

COMPATIBILITY WARNING: Sofa and Loveseat items are only available in fabric codes A, B, and C. Fabric code B will be seamed on the outback.

Item	Seat Length	Seat Depth	Seat Height	Arm Height
2791-62	71	22	21	24
2791-42	47.5	22	21	24
2791-12	23.5	22	21	24

COM Yardage Requirements-Fabric only

Please reference the COM Program Procedures at the front of the price book for any necessary information.

Item	Plain Railroad	Plain Up the Bolt	Small Stripe Railroad	Wide Stripe or Plaids	Center Match
2791-62	11.0	12.1	13.5	14.6	17.6
2791-42	8.7	9.6	10.7	11.5	14.1
2791-12	6.3	7.0	7.7	8.3	10.5

How to Order

Ordering Options	Sofa	Loveseat	Chair
	2791-62FC	2791-42FC	2791-12FC
BODY FABRIC	FC197-	FC197-	FC197-
ACCENT PILLOW FABRIC			
• NONE-1(no pillows)	—	—	
• Any Fabric	\$150	\$150	
SEAT CUSHION FILL			
• LOUNGE	—	—	—
• SUPPORT	\$230	\$230	\$140
• PREMIER	\$380	\$380	\$230

- ▶ When ordering cut & sewn cover **FC197-1**, the Body will come in fabric 1579-1, Accent Pillows available in any fabric at an upcharge
- ▶ When ordering cut & sewn cover **FC197-19**, the Body will come in fabric 1575-19, Accent Pillows available in any fabric at an upcharge

Ordering Options	Sofa	Loveseat	Chair
	2791-62	2791-42	2791-12
BODY FABRIC			
ACCENT PILLOW FABRIC			
• NONE-1(no pillows)	—	—	
• Any Fabric	\$150	\$150	
SEAT CUSHION FILL			
• LOUNGE	—	—	—
• SUPPORT	\$230	\$230	\$140
• PREMIER	\$380	\$380	\$230

- ▶ Following skus are only available in A, B, and C fabric codes: 62, 42

Category: Fabric Upholstery

Moby Suite: 2728

Large scale deep seating sofa and sectional. Moby features large welted full front track arms and back pillows. There is also a large rectangular back bolster pillows for comfort on all sku's. This is a modern soft seating style that's perfect for the casual lifestyle. Seat cushion options are available. The wood legs are finished in Walnut.



Introduced: 4/1/2020 Country of Origin: USA

Back	Base	Seat	Seating Construction	Arm Caps	Accent Pillows
Loose boxed welted	Block wood legs (removable legs)	Boxed loose welted	Sinuous Wire	Available option: enter as part order	Accent Pillows available using the Custom Pillow program

***Special Cut & Sewn Options**

- FC220-1 Same as fabric 1598-1 (Oyster), Bolster pillows in same fabric as body
- FC220-19 Same as fabric 1598-19 (Stone), Bolster pillows in same fabric as body

Item	Description	W x D x H	Cubes	Wgt	Unts	Price	Special Cut & Sewn Offerings
2728-62FC	Sofa (2/2)	97x46x33	64.6	226	3	3069	*see above(cushion options <u>are</u> available)
2728-18FC	Chair and a Half	58x46x33	38.6	140	1.5	2139	
2728-00FC	Square Ottoman	40x40x18.5	16.7	54	1	1209	
Sectional Items							
2728-34FC	Seating Corner	55x55x33	43.8	146	1.5	2409	
2728-30FC	Corner Chair	46x46x33	40.4	118	1	1879	
2728-23FC	LAF Chair	49x46x33	32.6	118	1.5	1800	
2728-21FC	RAF Chair	49x46x33	32.6	118	1.5	1800	
2728-20FC	Armless Chair	40x46x33	26.6	98	1.5	1600	

Item	Description	W x D x H	Cubes	Wgt	Unts	Price	Special Fabric Offering
2728-62S	Sofa(2/2)	97x46x33	64.6	226	3	3609	available in 1572-89 Domino only

Graded Prices - Fabric

Item	Description	W x D x H	Cubes	Wgt	Unts	21	22	23	24	25	26	27	28	29	30	31	32	33	34	35
2728-62	Sofa(2/2)	97x46x33	64.6	226	3	3469	3609	3739	3869	4139	4269	4409	4539	4809	4939	5069	5209	5339	5469	5609
2728-18	Chair and a Half	58x46x33	38.6	140	1.5	2269	2409	2529	2579	2709	2829	2909	3009	3109	3209	3309	3409	3509	3609	3709
2728-00	Square Ottoman	40x40x18.5	16.7	54	1	1339	1369	1409	1449	1489	1539	1579	1619	1679	1719	1759	1799	1849	1889	1929
Sectional Items																				
2728-34	Seating Corner	55x55x33	43.8	146	1.5	2669	2799	2919	3039	3159	3269	3399	3519	3639	3759	3879	3999	4119	4239	4359
2728-30	Corner Chair	46x46x33	40.4	118	1	2139	2249	2359	2469	2579	2689	2799	2909	3019	3129	3239	3349	3459	3569	3679
2728-23	LAF Chair	49x46x33	32.6	118	1.5	2010	2070	2150	2220	2290	2350	2430	2510	2580	2650	2710	2790	2860	2930	3010
2728-21	RAF Chair	49x46x33	32.6	118	1.5	2010	2070	2150	2220	2290	2350	2430	2510	2580	2650	2710	2790	2860	2930	3010
2728-20	Armless Chair	40x46x33	26.6	98	1.5	1870	1960	2040	2110	2180	2240	2320	2400	2470	2540	2600	2680	2750	2820	2900

BACK BOLSTER PILLOWS INCLUDED						
Pillows:	62	18	34	23/21	20	30
Back Bolster	2	1	2	1	1	0

COMPATIBILITY WARNING: Sofa and Sectional items are only available in fabric codes A, B, and C. Fabric code B will be seamed on the outback.

Item	Seat Length	Seat Depth	Seat Height	Arm Height
2728-62	79.5	22	18.5	25
2728-18	40	22	18.5	25
2728-34	13*	36	18.5	-
2728-30	30.5	30.5	18.5	-
2728-23, 21	40	22	18.5	25
2728-20	40	22	18.5	-

* The seat length represents length along front of item

Sawtooth connectors are preinstalled on the following sectional pieces:
34, 30, 23, 21, 20

COM Yardage Requirements-Fabric only

Please reference the COM Program Procedures at the front of the price book for any necessary information.

Item	Plain Railroad	Plain Up the Bolt	Small Stripe Railroad	Wide Stripe or Plaids	Center Match
2728-62	18.6	20.5	22.7	24.6	28.9
2728-18	12.0	13.2	14.6	15.8	18.9
2728-00	6.2	8.1	8.7	9.7	10.3
2728-34	15.2	16.7	18.5	20.0	23.8
2728-30	11.7	15.2	15.2	17.0	18.2
2728-23, 21	10.1	11.1	12.3	13.4	16.2
2728-20	9.4	10.4	11.5	12.4	15.1

**** How to Order on next page ****

Category: Fabric Upholstery

Moby
Suite: 2728

How to Order

<i>Ordering Options</i>	
	<i>Sofa</i>
	2728-62S
BODY FABRIC	1572-89
SEAT CUSHION FILL	
• LOUNGE	—
• SUPPORT	\$230
• PREMIER	\$380
BACK & PILLOW FILL	
• LOUNGE	—
• PREMIER	\$230

▶ When ordering 2728-62S BODY FABRIC must be 1572-89

<i>Ordering Options</i>	<i>Sofa</i>	<i>Chair and a Half</i>	<i>Ottoman</i>	<i>Seating Corner, Corner Chair</i>	<i>Sectional Chairs</i>	<i>Armless Chair</i>
	2728-62FC	2728-18FC	2728-00FC	2728-34FC, 30FC	2728-23FC, 21FC	2728-20FC
BODY FABRIC CUT & SEWN	FC	FC	FC	FC	FC	FC
SEAT CUSHION FILL						
• LOUNGE	—	—	—	—	—	—
• SUPPORT	\$230	\$140	\$140	\$140	\$140	\$140
• PREMIER	\$380	\$230	\$230	\$230	\$230	\$230
BACK & PILLOW FILL						
• LOUNGE	—	—	—	—	—	—
• PREMIER	\$230	\$110	\$110	\$110	\$110	\$110

▶ When ordering cut & sewn cover **FC220-1**, the Body will come in fabric 1598-1.

▶ When ordering cut & sewn cover **FC220-19**, the Body will come in fabric 1598-19.

<i>Ordering Options</i>	<i>Sofa</i>	<i>Chair and a Half</i>	<i>Ottoman</i>	<i>Seating Corner, Corner Chair</i>	<i>Sectional Chairs</i>	<i>Armless Chair</i>
	2728-62	2728-18	2728-00	2728-34, 30	2728-23, 21	2728-20
BODY FABRIC						
SEAT CUSHION FILL						
• LOUNGE	—	—	—	—	—	—
• SUPPORT	\$230	\$140	\$140	\$140	\$140	\$140
• PREMIER	\$380	\$230	\$230	\$230	\$230	\$230
BACK & PILLOW FILL						
• LOUNGE	—	—	—	—	—	—
• PREMIER	\$230	\$110	\$110	\$110	\$110	\$110

▶ Following skus are only available in A, B, and C fabric codes: 62, 34, 30, 23, 21, 20

Category: Accent Chair & Ottomans

Myles
Suite: 1215

The Myles swivel accent chair features a sleek and contemporary wooden base. Several cushion options are available and include standard, blend down and firm. Myles features a loose back pillow with two fill options of standard or blend down. Available in fabric or leather. Choice of finish is available on the base. This chair is only available as a swivel. Seat construction is sinuous wire. Features a HR foam construction seat cushion.



If selected, the nail head trim will be the small size(3/8") and will be placed end to end along the base of the chair.
Introduced: 5/1/2019 Country of Origin: USA

Graded Prices - Fabric																				
Item	Description	W x D x H	Cubes	Wgt	Unts	21	22	23	24	25	26	27	28	29	30	31	32	33	34	35
1215-05	Swivel Chair	30.5x36x36	18.1	96	1	2009	2069	2179	2249	2309	2369	2449	2489	2549	2609	2669	2729	2789	2849	2909

Graded Prices - Leather														
Item	Description	W x D x H	Cubes	Wgt	Unts	52	53	54	55	56	57	58		
1215-05L	Swivel Chair	30.5x36x36	18.1	96	1	2739	2909	3109	3269	3419	3569	3709		

▶ **COMPATIBILITY WARNING:** Stripes and plaids not recommended

Item	Seat Length	Seat Depth	Seat Height	Arm Height
1215-05	23.5	22.5	21	26.5

COM Yardage Requirements-Fabric only					
Please reference the COM Program Procedures at the front of the price book for any necessary information.					
Item	Plain Railroad	Plain Up the Bolt	Small Stripe Railroad	Wide Stripe or Plaids	Center Match
1215-05	6.1	6.7	7.4	8.0	10.1

How to Order

Fabric Swivel Chair	
Ordering Options	1215-05
BODY FABRIC	
SEAT CUSHION FILL	
• LOUNGE	—
• SUPPORT	\$140
• BLDOWN	\$230
BACK FILLING MATERIAL	
• LOUNGE	—
• BLDOWN	\$110
NAIL HEAD TRIM	
• NONE-1(no nail head trim)	—
• ABNAIL / NKNAIL / OBNAIL	\$120
FINISH	

Leather Swivel Chair	
Ordering Options	1215-05L
BODY LEATHER	
SEAT CUSHION FILL	
• LOUNGE	—
• SUPPORT	\$140
• BLDOWN	\$230
BACK FILLING MATERIAL	
• LOUNGE	—
• BLDOWN	\$110
NAIL HEAD TRIM	
• NONE-1(no nail head trim)	—
• ABNAIL / NKNAIL / OBNAIL	\$120
FINISH	

Choices of FINISH					
BF008	Cloud	BF106	Slate	BF808	Brindle
BF103	Ash	BF807	Walnut	BF903	Onyx

**New American Living
Suite: 1745, 1746**

Category: Accent Chair & Ottomans

Casual chair that features a padded back, boxed welted seat cushions, exposed wood legs finished in walnut. Arm caps are standard. Features a HR QUALUX construction seat cushion.

Seat construction is sinuous wire for the chair and webbing for the ottoman. The legs are removable.

Available as a swivel glider or stationary chair

Introduced: 4/1/2003 Country of Origin: USA



Graded Prices - Fabric

Item	Description	W x D x H	Cubes	Wgt	Unts	21	22	23	24	25	26	27	28	29	30	31	32	33	34	35
1745-02	Accent Chair	30x33x35.5	25	48	1	1739	1779	1889	1979	2029	2139	2219	2289	2349	2419	2539	2609	2689	2779	2829
1745-01	Ottoman	27x22x18	6.5	38	0.5	939	969	1049	1069	1099	1129	1139	1189	1229	1249	1309	1329	1349	1409	1429
1746-09	Swivel Glider	30x33x35.5	25	63	1	1869	1909	2019	2109	2169	2269	2349	2419	2489	2549	2669	2739	2819	2909	2969
1746-01G	Glider Ottoman	25x21x17	5.4	36	0.5	829	859	929	929	989	1009	1049	1069	1099	1129	1169	1209	1229	1259	1329

Graded Prices - Leather

Item	Description	W x D x H	Cubes	Wgt	Unts	52	53	54	55	56	57	58
1745-02L	Accent Chair	30x33x35.5	25	48	1	3009	3069	3209	3379	3729	4059	4349
1745-01L	Ottoman	27x22x18	6.5	38	0.5	1409	1469	1579	1659	1789	1899	2029
1746-09L	Swivel Glider	30x33x35.5	25	63	1	3139	3209	3339	3509	3859	4189	4489
1746-01GL	Glider Ottoman	25x21x17	5.4	36	0.5	1069	1139	1219	1259	1309	1379	1459

Item	Seat Length	Seat Depth	Seat Height	Arm Height
1745-02	21	21	18	27.5
1746-09	21	21	18	27.5

COM Yardage Requirements-Fabric only

Please reference the COM Program Procedures at the front of the price book for any necessary information.

Item	Plain Railroad	Plain Up the Bolt	Small Stripe Railroad	Wide Stripe or Plaids	Center Match
1745-02	5.9	6.5	7.2	7.8	9.8
1745-01	2.4	3.1	3.4	3.7	4.0
1746-09	5.9	6.5	7.2	7.8	9.8
1746-01G	2.5	3.0	3.5	3.5	4.0

How to Order

	Fabric Chair	Fabric Ottoman	Fabric Swivel Glider	Fabric Glider Ottoman
Ordering Options	1745-02	1745-01	1746-09	1746-01G
BODY FABRIC				
WELT FABRIC				
• SELFWELT (Welted in Body Fabric)	—	—	—	—
• Contrasting to Body Fabric (Welted)	\$120	\$90	\$120	\$90

► Following solid fabrics are available as Contrasting Welt: 1593, 6373, 6413, all colors


	Leather Chair	Leather Ottoman	Leather Swivel Glider	Leather Glider Ottoman
Ordering Options	1745-02L	1745-01L	1746-09L	1746-01GL
BODY LEATHER				

Category: Fabric Upholstery

**Oliver
Suite: 2787**

Oliver features classic slope arm styling with a bench cushion and 2 back pillows.
Options include Reaxion foam cushion or firm foam cushion. The wood legs are finished in Brindle.

Introduced: 9/1/2020 Country of Origin: USA



Back Loose boxed top stitched	Base Block leg (removable legs)	Seat Boxed loose top stitched	Seating Construction Sinuous Wire	Arm Caps Available option: enter as part order	Accent Pillows Optional pillows available at an upcharge
---	---	---	---	--	--

***Special Cut & Sewn Options**

FC198-1 Same as fabric 1578-1 (Bone Revolution fabric), pillows available in any fabric at an upcharge

FC198-18 Same as fabric 1578-18 (Mocha Revolution fabric), pillows available in any fabric at an upcharge

Item	Description	W x D x H	Cubes	Wgt	Unts	Price	Special Cut & Sewn Offerings									
2787-82FC	Great Room Sofa (2/1)	92x39x36	63.3	157	3	2139	*see above									
2787-62FC	Sofa (2/1)	86x39x36	59.2	155	3	2009										
2787-42FC	Loveseat	58.5x39x36	40.3	119	2	1939										
2787-12FC	Chair	34x39x36	23.4	87	1	1409										
2787-01FC	Ottoman	27x22x18	6.2	23	0.5	669										
Sectional Items																
2787-67FC	RAF Sect. w/Corner	94x39x36	64.7	171	3	2339										
2787-66FC	LAF Sect. w/Corner	94x39x36	64.7	171	3	2339										
2787-63FC	LAF Sectional Sofa	81x39x36	55.8	149	3	2010										
2787-61FC	RAF Sectional Sofa	81x39x36	55.8	149	3	2010										
2787-43FC	LAF Sect. Loveseat	53.5x39x36	36.8	104	2	1810										
2787-41FC	RAF Sect. Loveseat	53.5x39x36	36.8	104	2	1810										
2787-LLFC	LAF Chaise Lounge	33.5x62x36	36.7	106	2	1809										
2787-RLFC	RAF Chaise Lounge	33.5x62x36	36.7	106	2	1809										

Graded Prices - Fabric

Item	Description	W x D x H	Cubes	Wgt	Unts	21	22	23	24	25	26	27	28	29	30	31	32	33	34	35
2787-82	Great Room Sofa (2/1)	92x39x36	63.3	157	3	2809	2939	3069	3209	3339	3469	3609	3739	3869	4009	4139	4269	4409	4539	4669
2787-62	Sofa (2/1)	86x39x36	59.2	155	3	2669	2809	2939	3069	3209	3339	3469	3609	3739	3869	4009	4139	4269	4409	4539
2787-42	Loveseat	58.5x39x36	40.3	119	2	2609	2739	2869	3009	3139	3269	3409	3539	3669	3809	3939	4069	4209	4339	4469
2787-12	Chair	34x39x36	23.4	87	1	1609	1669	1739	1809	1869	2009	2069	2149	2229	2299	2379	2449	2529	2609	2669
2787-01	Ottoman	27x22x18	6.2	23	0.5	809	829	869	899	929	949	989	1019	1049	1069	1109	1139	1169	1189	1229
Sectional Items																				
2787-67	RAF Sect. w/Corner	94x39x36	64.7	171	3	2869	3009	3139	3269	3409	3539	3669	3809	3939	4069	4209	4339	4469	4609	4739
2787-66	LAF Sect. w/Corner	94x39x36	64.7	171	3	2869	3009	3139	3269	3409	3539	3669	3809	3939	4069	4209	4339	4469	4609	4739
2787-63	LAF Sectional Sofa	81x39x36	55.8	149	3	2410	2540	2680	2810	2940	3080	3210	3340	3480	3610	3740	3880	4010	4140	4280
2787-61	RAF Sectional Sofa	81x39x36	55.8	149	3	2410	2540	2680	2810	2940	3080	3210	3340	3480	3610	3740	3880	4010	4140	4280
2787-43	LAF Sect. Loveseat	53.5x39x36	36.8	104	2	2270	2400	2530	2670	2800	2930	3070	3200	3330	3470	3600	3730	3870	4000	4130
2787-41	RAF Sect. Loveseat	53.5x39x36	36.8	104	2	2270	2400	2530	2670	2800	2930	3070	3200	3330	3470	3600	3730	3870	4000	4130
2787-LL	LAF Chaise Lounge	33.5x62x36	36.7	106	2	2209	2299	2399	2489	2579	2679	2769	2859	2959	3049	3139	3239	3329	3419	3519
2787-RL	RAF Chaise Lounge	33.5x62x36	36.7	106	2	2209	2299	2399	2489	2579	2679	2769	2859	2959	3049	3139	3239	3329	3419	3519

ACCENT PILLOWS AVAILABLE AT AN UPCHARGE

Pillows:	82/82FC	62/62FC	42/42FC	67/67FC/	63/63FC/	43/43FC/	LL/LLFC/
Accent 19"	2	2	2	2	1	1	1

COMPATIBILITY WARNING: Sofas, Loveseat and Sectional items are only available in fabric codes A and B. Fabric code B will be seamed on the outback and seat cushion at the back breaks.

Sawtooth connectors are preinstalled on the following sectional pieces:
67, 66, 63, 61, 43, 41, LL, RL

Item	Seat Length	Seat Depth	Seat Height	Arm Height
2787-82	81.5	23	20.5	23.5
2787-62	75.5	23	20.5	23.5
2787-42	48	23	20.5	23.5
2787-12	23.5	23	20.5	23.5
2787-66, 67	69	23	20.5	23.5
2787-61, 63	75.5	23	20.5	23.5
2787-41, 43	48	23	20.5	23.5
2787-LL, RL	27.5	46.5	20.5	23.5

****See following page for COM requirements and How to Order ****

Category: Fabric Upholstery

**Oliver
Suite: 2787**

COM Yardage Requirements-Fabric only

Please reference the COM Program Procedures at the front of the price book for any necessary information.

Item	Plain Railroad	Plain Up the Bolt	Small Stripe Railroad	Wide Stripe or Plaids	Center Match
2787-82	14.0	15.4	17.1	18.5	22.0
2787-62	13.2	14.5	16.1	17.5	20.8
2787-42	10.2	11.3	12.5	13.5	16.4
2787-12	6.9	7.6	8.4	9.1	11.4
2787-01	2.6	3.4	3.7	4.1	4.4
2787-67, 66	16.4	18.1	20.1	21.7	25.7
2787-63, 61	12.3	13.5	15.0	16.2	19.5
2787-43, 41	8.7	9.6	10.7	11.5	14.1
2787-LL, RL	7.6	8.3	9.3	10.0	12.4

How to Order

Ordering Options	Sofas & Loveseat	Chair	Ottoman	Sectional Sofas		Sectional Loveseats	Sectional Chaises
	2787-82FC, 62FC, 42FC	2787-12FC	2787-01FC	2787-67FC, 66FC	2787-63FC, 61FC	2787-43FC, 41FC	2787-LLFC, RLFC
BODY FABRIC	FC198-	FC198-	FC198-	FC198-	FC198-	FC198-	FC198-
ACCENT PILLOW FABRIC							
• NONE-1(no pillows)	—			—	—	—	—
• Any Fabric	\$150			\$150	\$90	\$90	\$90
SEAT CUSHION FILL							
• LOUNGE	—	—		—	—	—	—
• SUPPORT	\$230	\$140		\$230	\$230	\$230	\$230
• PREMIER	\$380	\$230		\$380	\$380	\$380	\$380
BACK FILLING MATERIAL							
• LOUNGE	—	—		—	—	—	—
• PREMIER	\$230	\$110		\$230	\$230	\$30	\$230

- ▶ When ordering cut & sewn cover **FC198-1**, the Body will come in fabric 1578-1, Accent Pillows available in any fabric at an upcharge
- ▶ When ordering cut & sewn cover **FC198-18**, the Body will come in fabric 1578-18, Accent Pillows available in any fabric at an upcharge

Ordering Options	Sofas & Loveseat	Chair	Ottoman	Sectional Sofas		Sectional Loveseats	Sectional Chaises
	2787-82, 62, 42	2787-12	2787-01	2787-67, 66	2787-63, 61	2787-43, 41	2787-LL, RL
BODY FABRIC							
ACCENT PILLOW FABRIC							
• NONE-1(no pillows)	—			—	—	—	—
• Any Fabric	\$150			\$150	\$90	\$90	\$90
SEAT CUSHION FILL							
• LOUNGE	—	—		—	—	—	—
• SUPPORT	\$230	\$140		\$230	\$230	\$230	\$230
• PREMIER	\$380	\$230		\$380	\$380	\$380	\$380
BACK FILLING MATERIAL							
• LOUNGE	—	—		—	—	—	—
• PREMIER	\$230	\$110		\$230	\$230	\$30	\$230

- ▶ Following skus are only available in A and B fabric codes: 82, 62, 42, 67, 66, 63, 61, 43, 41, LL, RL

**Oswell
Suite: 1230**

Category: Accent Chair & Ottomans

Casual transitional styling highlight this chair. Oswell features a semi-attached back and box border seat and back cushions. Seat construction is sinuous wire and features a HR QUALUX construction seat cushion with additional cushion options. The wood legs on the Accent Chair are removable. If selected, the nail head trim will be the small size(3/8") and will be placed end to end along front base and sides of the chair.



Available as a swivel glider or stationary chair

Introduced: 12/1/2019 **Country of Origin:** USA

Graded Prices - Fabric																				
Item	Description	W x D x H	Cubes	Wgt	Unts	21	22	23	24	25	26	27	28	29	30	31	32	33	34	35
1230-02	Accent Chair	35x38.5x39.5	30.8	75	1	1869	1979	2049	2129	2179	2269	2309	2449	2529	2589	2669	2739	2819	2889	2969
1230-09	Swivel Glider	35x38.5x39.5	30.8	91	1	2009	2109	2179	2259	2309	2409	2449	2579	2659	2729	2809	2869	2949	3019	3099

Graded Prices - Leather												
Item	Description	W x D x H	Cubes	Wgt	Unts	52	53	54	55	56	57	58
1230-02L	Accent Chair	35x38.5x39.5	30.8	75	1	2939	3109	3409	3579	3769	3939	4129
1230-09L	Swivel Glider	35x38.5x39.5	30.8	91	1	3069	3249	3539	3709	3899	4069	4259

Item	Seat Length	Seat Depth	Seat Height	Arm Height
1230-02, 09	22	21	20	24.5

COM Yardage Requirements-Fabric only					
Please reference the COM Program Procedures at the front of the price book for any necessary information.					
Item	Plain Railroad	Plain Up the Bolt	Small Stripe Railroad	Wide Stripe or Plaids	Center Match
1230-02,09	6.9	7.6	8.4	9.1	11.4

How to Order

Ordering Options	Fabric Chair	Fabric Swivel Glider
	1230-02	1230-09
BODY FABRIC		
WELT FABRIC		
• SELFWELT (Welted in Body Fabric)	—	—
• Contrasting to Body Fabric (Welted)	\$120	\$120
SEAT CUSHION FILL		
• LOUNGE	—	—
• SUPPORT	\$140	\$140
• BLDOWN / PREMIER	\$230	\$230
BACK FILL		
• LOUNGE	—	—
• BLDOWN	\$110	\$110
NAIL HEAD TRIM		
• NONE-1(no nail head trim)	—	—
• ABNAIL / NKNAIL / OBNAIL	\$120	\$120
FINISH		

► Following solid fabrics are available as Contrasting Welt: 1593, 6373, 6413, all colors

Ordering Options	Leather Chair	Leather Swivel Glider
	1230-02L	1230-09L
BODY LEATHER		
SEAT CUSHION FILL		
• LOUNGE	—	—
• SUPPORT	\$140	\$140
• BLDOWN / PREMIER	\$230	\$230
BACK FILL		
• LOUNGE	—	—
• BLDOWN	\$110	\$110
NAIL HEAD TRIM		
• NONE-1(no nail head trim)	—	—
• ABNAIL / NKNAIL / OBNAIL	\$120	\$120
FINISH		

Choices of FINISH					
BF008	Cloud	BF106	Slate	BF808	Brindle
BF103	Ash	BF807	Walnut	BF903	Onyx

Category: Accent Chair & Ottomans/Motion Upholstery

Oxford Suite: 1494

Panel arm pub back chair with semi-attached back, brass tipped turned feet, and choices of nail head trim or no nail head trim. Also features optional finishes. Arm caps are standard on the fabric and leather/fabric versions of the chair only. Blend down back and seat cushions are standard. Seat construction is sinuous wire for the chair and recliner and webbing for the ottoman. The front legs only are removable.



The recliner is a push arm recliner so there is no release handle on the outside arm.

The power version of the recliner will have the power button on the outside arm.

Lower half of panel on outside back of recliner is secured with Velcro to allow the panel to adjust in the reclining positions.

If selected, the nail head trim will be the small size(3/8") and will be placed end to end.

See following page for Charles of London arm version of Oxford.

Introduced: 10/1/2008 Country of Origin: USA

Graded Prices - Fabric																				
Item	Description	W x D x H	Cubes	Wgt	Unts	21	22	23	24	25	26	27	28	29	30	31	32	33	34	35
1494-02	Accent Chair	35x40x40	32.8	70	1	2269	2379	2409	2539	2629	2739	2809	2869	2939	3019	3099	3169	3249	3309	3369
1494-01	Ottoman	28x22x18	6.4	31	0.5	1109	1169	1219	1249	1259	1289	1329	1369	1409	1429	1459	1489	1509	1529	1569
1494-3R	Recliner	35x40x40	48.5	118	1	2869	2939	3009	3179	3209	3309	3449	3509	3609	3729	3819	3929	4019	4129	4229

Graded Prices - Leather																
Item	Description	W x D x H	Cubes	Wgt	Unts	52	53	54	55	56	57	58				
1494-02L	Accent Chair	35x40x40	32.8	70	1	3409	3579	3869	4069	4469	4829	5189				
1494-02LF	Accent Chair Leather/Fabric	35x40x40	32.8	70	1	3209	3229	3339	3379	3539	3689	3849				
1494-01L	Ottoman	28x22x18	6.4	31	0.5	1629	1709	1779	1809	1929	2069	2219				
1494-3RL	Recliner	35x40x40	48.5	118	1	4269	4469	4769	4939	5369	5769	6149				
1494-3RLF	Recliner Leather/Fabric	35x40x40	48.5	118	1	3739	3769	3889	4049	4199	4339	4489				

Item	Seat Length	Seat Depth	Seat Height	Arm Height	Minimum wall clearance	Depth when fully reclined
1494-02	23	21	18	26	-	-
1494-3R	22	21	21	27	15	66

COM Yardage Requirements-Fabric only
Please reference the COM Program Procedures at the front of the price book for any necessary information.

Item	Plain Railroad	Plain Up the Bolt	Small Stripe Railroad	Wide Stripe or Plaids	Center Match
1494-02	6.8	7.5	8.3	9.0	11.2
1494-01	1.9	2.5	2.7	3.0	3.2
1494-3R	6.8	7.5	8.3	9.0	11.2

How to Order

	Fabric Chair	Fabric Ottoman	Fabric Recliner
	1494-02	1494-01	1494-3R
Ordering Options			
BODY FABRIC			
NAIL HEAD TRIM			
• NONE-1(no nail head trim)	—	—	—
• ABNAIL / NKNAIL / OBMAIL	\$120	\$90	\$120
POWER MOTOR			
• NONE-1(no Power)			—
• POWER(Power motor)			\$300
FINISH			

	Leather/Fabric Chair	Leather/Fabric Recliner
	1494-02LF	1494-3RLF
Ordering Options		
OUTSIDE LEATHER		
INSIDE FABRIC		
NAIL HEAD TRIM		
• NONE-1(no nail head trim)	—	—
• ABNAIL / NKNAIL / OBMAIL	\$120	\$120
POWER MOTOR		
• NONE-1(no Power)		—
• POWER(Power motor)		\$300
FINISH		

	Leather Chair	Leather Ottoman	Leather Recliner
	1494-02L	1494-01L	1494-3RL
Ordering Options			
BODY LEATHER			
NAIL HEAD TRIM			
• NONE-1(no nail head trim)	—	—	—
• ABNAIL / NKNAIL / OBMAIL	\$120	\$90	\$120
POWER MOTOR			
• NONE-1(no Power)			—
• POWER(Power motor)			\$300
FINISH			

► If "Nail Head Trim" is ABNAIL or NONE-1 then the ferrules on the legs will be Antique Brass, if OBMAIL the ferrules will be Oiled Bronze, if NKNAIL the ferrules will be Nickel..

Choices of FINISH					
BF008	Cloud	BF106	Slate	BF808	Brindle
BF103	Ash	BF807	Walnut	BF903	Onyx

Optional rechargeable battery pack for power motion items(will ship via UPS)

BATT-PACK2	Rechargeable Battery Pack	149
BATT-PACK5	Rechargeable Battery Pack	199

► Each recliner with power will require its own battery pack

Oxford
Suite: 1496, 3544

Category: Accent Chair & Ottomans/Motion Upholstery

Charles of London arm pub back chair with semi-attached back, brass tipped turned feet, and choices of nail head trim or no nail head trim. Also features optional finishes. Arm caps are standard on the fabric and leather/fabric versions of the chair only. Blend down back and seat cushions are standard. Seat construction is sinuous wire for the chair and recliner and webbing for the ottoman. The front legs only are removable.



The recliner is a push arm recliner so there is no release handle on the outside arm.

The power version of the recliner will have the power button on the outside arm.

Lower half of panel on outside back of recliner is secured with Velcro to allow the panel to adjust in the reclining positions.

If selected, the nail head trim will be the small size(3/8") and will be placed end to end.

See previous page for Panel Arm version of Oxford.

Introduced: 4/1/1999 Country of Origin: USA

Graded Prices - Fabric																				
Item	Description	W x D x H	Cubes	Wgt	Unts	21	22	23	24	25	26	27	28	29	30	31	32	33	34	35
1496-02	Accent Chair	33x40x39	29.4	55	1	2269	2379	2409	2539	2629	2739	2809	2869	2939	3019	3099	3169	3249	3309	3369
1496-01	Ottoman	28x22x18	9.4	24	0.5	1109	1169	1219	1249	1259	1289	1329	1369	1409	1429	1459	1489	1509	1529	1569
3544-3R	Recliner	34x40x41	52.6	108	1	2869	2939	3009	3179	3209	3309	3449	3509	3609	3729	3819	3929	4019	4129	4229

Graded Prices - Leather													
Item	Description	W x D x H	Cubes	Wgt	Unts	52	53	54	55	56	57	58	
1496-02L	Accent Chair	33x40x39	29.4	55	1	3409	3579	3869	4069	4469	4829	5189	
1496-02LF	Accent Chair Leather/Fabric	33x40x39	29.4	55	1	3209	3229	3339	3379	3539	3689	3849	
1496-01L	Ottoman	28x22x18	9.4	24	0.5	1629	1709	1779	1809	1929	2069	2219	
3544-3RL	Recliner	34x40x41	52.6	108	1	4269	4469	4769	4939	5369	5769	6149	
3544-3RLF	Recliner Leather/Fabric	34x40x41	52.6	108	1	3739	3769	3889	4049	4199	4339	4489	

Item	Seat Length	Seat Depth	Seat Height	Arm Height	Minimum wall clearance	Depth when fully reclined
1496-02	23	22	18	24	-	-
3544-3R	22	21	21	27	15	66

COM Yardage Requirements-Fabric only

Please reference the COM Program Procedures at the front of the price book for any necessary information.

Item	Plain Railroad	Plain Up the Bolt	Small Stripe Railroad	Wide Stripe or Plaids	Center Match
1496-02	6.8	7.5	8.3	9.0	11.2
1496-01	1.9	2.5	2.7	3.0	3.2
3544-3R	7.5	8.5	9.5	10.0	12.5

How to Order

Ordering Options	Fabric Chair	Fabric Ottoman	Fabric Recliner
	1496-02	1496-01	3544-3R
BODY FABRIC			
NAIL HEAD TRIM			
• NONE-1(no nail head trim)	—	—	—
• ABNAIL / NKNAIL / OBNAIL	\$120	\$90	\$120
POWER MOTOR			
• NONE-1(no Power)			—
• POWER(Power motor)			\$300
FINISH			

Ordering Options	Leather/Fabric Chair	Leather/Fabric Recliner
	1496-02LF	3544-3RLF
OUTSIDE LEATHER		
INSIDE FABRIC		
NAIL HEAD TRIM		
• NONE-1(no nail head trim)	—	—
• ABNAIL / NKNAIL / OBNAIL	\$120	\$120
POWER MOTOR		
• NONE-1(no Power)		—
• POWER(Power motor)		\$300
FINISH		

Ordering Options	Leather Chair	Leather Ottoman	Leather Recliner
	1496-02L	1496-01L	3544-3RL
BODY LEATHER			
NAIL HEAD TRIM			
• NONE-1(no nail head trim)	—	—	—
• ABNAIL / NKNAIL / OBNAIL	\$120	\$90	\$120
POWER MOTOR			
• NONE-1(no Power)			—
• POWER(Power motor)			\$300
FINISH			

► If "Nail Head Trim" is ABNAIL, or NONE-1 then the ferrules on the legs will be Antique Brass, if OBNAIL the ferrules will be Oiled Bronze, if NKNAIL the ferrules will be Nickel.

Choices of FINISH					
BF008	Cloud	BF106	Slate	BF808	Brindle
BF103	Ash	BF807	Walnut	BF903	Onyx

Optional rechargeable battery pack for power motion items(will ship via UPS)

BATT-PACK2	Rechargeable Battery Pack	149
BATT-PACK5	Rechargeable Battery Pack	199

► Each recliner with power will require its own battery pack

Category: Accent Chair & Ottomans

Pippa
Suite: 1060

A timeless spool styled wood carved chair with generous scale and deep comfort. Pippa's imported wood frame is available in any upholstery finish. Seat construction is webbing. Features a HR QUALUX construction seat cushion.



Introduced: 10/1/2011 Country of Origin: USA

Graded Prices - Fabric

Item	Description	W x D x H	Cubes	Wgt	Units	21	22	23	24	25	26	27	28	29	30	31	32	33	34	35
1060-02	Accent Chair	28.5x35x39	34.7	58	1	2469	2509	2569	2589	2669	2769	2849	2869	2899	2969	3019	3049	3089	3109	3129
1060-01	Ottoman	26x21.5x17.5	5.7	24	1	1029	1069	1109	1149	1189	1229	1269	1309	1349	1389	1429	1479	1519	1559	1599

Item	Seat Length	Seat Depth	Seat Height	Arm Height
1060-02	23	21	21	23

COM Yardage Requirements-Fabric only

Please reference the COM Program Procedures at the front of the price book for any necessary information.

Item	Plain Railroad	Plain Up the Bolt	Small Stripe Railroad	Wide Stripe or Plaids	Center Match
1060-02	4.4	4.8	5.3	5.8	7.6
1060-01	2.0	1.0	2.5	2.8	3.0

How to Order

Ordering Options	Fabric Chair	Fabric Ottoman
	1060-02	1060-01
BODY FABRIC		
WELT FABRIC		
<ul style="list-style-type: none"> • SELFWELT (Welted in Body Fabric) • Contrasting to Body Fabric (Welted) 	—	—
FINISH	\$120	\$90

► Following solid fabrics are available as Contrasting Welt: 1593, 6373, 6413, all colors

Choices of FINISH					
BF008	Cloud	BF106	Slate	BF808	Brindle
BF103	Ash	BF807	Walnut	BF903	Onyx

Category: Accent Chair & Ottomans **Raeford Suite: 1322**

This chair has an upholstered back and tight seat. It features a unique A-frame style that gives it a modern flair. Available in fabric or leather.



Introduced: 10/1/2022 Country of Origin: USA

		Graded Prices - Fabric																		
Item	Description	W x D x H	Cubes	Wgt	Unts	21	22	23	24	25	26	27	28	29	30	31	32	33	34	35
1322-02	Accent Chair	28.5x33.5x35.25	19.48	54	1	1509	1549	1599	1639	1689	1729	1769	1819	1859	1909	1949	1999	2039	2079	2129

		Graded Prices - Leather										
Item	Description	W x D x H	Cubes	Wgt	Unts	52	53	54	55	56	57	58
1322-02L	Accent Chair	28.5x33.5x35.25	19.48	54	1	2079	2179	2279	2379	2479	2579	2679

Item	Seat Length	Seat Depth	Seat Height	Arm Height
1322-02	24	21	19	23.75

COM Yardage Requirements-Fabric only					
Please reference the COM Program Procedures at the front of the price book for any necessary information.					
Item	Plain Railroad	Plain Up the Bolt	Small Stripe Railroad	Wide Stripe or Plaids	Center Match
1322-02	4.0	5.2	5.2	5.8	6.2

How to Order

		Accent Chair
<i>Fabric Ordering Options</i>		1322-02
BODY FABRIC		
FRAME FINISH		

		Accent Chair
<i>Leather Ordering Options</i>		1322-02L
BODY LEATHER		
FRAME FINISH		

Choices of FINISH					
BF008	Cloud	BF106	Slate	BF808	Brindle
BF103	Ash	BF807	Walnut	BF903	Onyx

Category: Accent Chairs & Ottomans

**Rhonda
Suite: 1408**

Rhonda flange ottomans are fully upholstered with a flange seam that runs along the top edge and sides. It is available in fabric or leather.



Introduced: 9/1/2022 Country of Origin: USA

Graded Prices - Fabric

Item	Description	W x D x H	Cubes	Wgt	Unts	21	22	23	24	25	26	27	28	29	30	31	32	33	34	35
1408-32R	Round Ottoman	32x32x17	10	29	0.5	669	709	749	789	829	869	909	949	989	1029	1069	1109	1149	1189	1229
1408-40R	Round Ottoman	40x40x17	15.7	38	0.5	809	849	889	929	969	1009	1049	1089	1129	1169	1209	1249	1289	1329	1369
1408-2020	Square Ottoman	20x20x17	3.9	26	0.5	539	569	599	629	659	689	719	749	779	809	839	869	899	929	959
1408-3232	Square Ottoman	32x32x17	10	41	0.5	809	839	869	899	929	959	989	1019	1049	1079	1109	1139	1169	1199	1229
1408-4040	Square Ottoman	40x40x17	16.7	51	0.5	939	979	1019	1059	1099	1139	1179	1219	1259	1299	1339	1379	1419	1459	1499

Graded Prices - Leather

Item	Description	W x D x H	Cubes	Wgt	Unts	52	53	54	55	56	57	58
1408-32RL	Round Ottoman	32x32x17	10	29	0.5	1069	1169	1269	1369	1469	1569	1669
1408-40RL	Round Ottoman	40x40x17	15.7	38	0.5	1269	1369	1469	1569	1669	1769	1869
1408-2020L	Square Ottoman	20x20x17	3.9	26	0.5	739	819	899	979	1059	1139	1219
1408-3232L	Square Ottoman	32x32x17	10	41	0.5	1269	1369	1469	1569	1669	1769	1869
1408-4040L	Square Ottoman	40x40x17	16.7	51	0.5	1469	1599	1729	1859	1989	2119	2249

COM Yardage Requirements-Fabric only

Please reference the COM Program Procedures at the front of the price book for any necessary information.

Item	Plain Railroad	Plain Up the Bolt	Small Stripe Railroad	Wide Stripe or Plaids	Center Match
1408-32R	2.6	3.4	3.4	3.8	4.1
1408-40R	3.6	4.6	4.6	5.2	5.5
1408-2020	1.5	1.9	1.9	2.2	2.3
1408-3232	3.2	4.2	4.2	4.7	5.0
1408-4040	4.0	5.2	5.2	5.8	6.2

How to Order

		Fabric Ottomans	
Ordering Options		1408-32R, 40R	1408-2020, 3232, 4040
BODY FABRIC			

		Leather Ottomans	
Ordering Options		1408-32RL, 40RL	1408-2020L, 3232L, 4040L
BODY LEATHER			

Category: Accent Chair & Ottomans

**Richfield
Suite: 1334**

With it's metal frame and luxurious leather seating this chair has an edgy modern look with casual comfort.



Introduced: 10/1/2022

Country of Origin: Vietnam

Item	Description	W x D x H	Cubes	Wgt	Unts	Price	Leather
1334-02C	Accent Chair	38x33.5x34.5	25.4		1	2219	Cork
1334-02M	Accent Chair	38x33.5x34.5	25.4		1	2219	Midnight Sky

Item	Seat Length	Seat Depth	Seat Height	Arm Height
1230-02, 09	22	22.25	18	24.5

Category: Accent Chair & Ottomans



Small accent chair with upholstered back and available nail head trim on the upper side panels of the back. Finish options available on the tapered wood legs. Available in fabric and leather. Features a HR QUALUX construction seat cushion. Seat construction is sinuous wire. The legs are removable. If selected, the nail head trim will be the small size(3/8") and will be placed end to end.

Available as a swivel glider or stationary chair

Introduced: 8/1/2016 **Country of Origin:** USA

		Graded Prices - Fabric																		
Item	Description	W x D x H	Cubes	Wgt	Unts	21	22	23	24	25	26	27	28	29	30	31	32	33	34	35
1108-02	Accent Chair	28x33x33	18.3	56	1	1669	1739	1809	1889	1969	2009	2059	2139	2179	2249	2299	2369	2419	2499	2549
1108-09	Swivel Glider	28x33x33	18.3	81	1	1809	1869	1939	2019	2099	2139	2189	2269	2309	2379	2429	2499	2549	2629	2689

		Graded Prices - Leather										
Item	Description	W x D x H	Cubes	Wgt	Unts	52	53	54	55	56	57	58
1108-02L	Accent Chair	28x33x33	18.3	56	1	2539	2609	2729	2869	3029	3169	3289
1108-09L	Swivel Glider	28x33x33	18.3	81	1	2669	2739	2859	3009	3169	3299	3419

Item	Seat Length	Seat Depth	Seat Height	Arm Height
1108-02,09	19	22.5	19	23

COM Yardage Requirements-Fabric only

Please reference the COM Program Procedures at the front of the price book for any necessary information.

Item	Plain Railroad	Plain Up the Bolt	Small Stripe Railroad	Wide Stripe or Plaids	Center Match
1108-02, 09	4.5	5.0	5.5	6.0	7.0

How to Order

Ordering Options	Fabric Chair	Fabric Swivel Glider
	1108-02	1108-09
BODY FABRIC		
NAIL HEAD TRIM		
• NONE-1(no nail head trim)	—	—
• ABNAIL / NKNAIL / OBMAIL	\$120	\$120
FINISH		

Ordering Options	Leather Chair	Leather Swivel Glider
	1108-02L	1108-09L
BODY LEATHER		
NAIL HEAD TRIM		
• NONE-1(no nail head trim)	—	—
• ABNAIL / NKNAIL / OBMAIL	\$120	\$120
FINISH		

Choices of FINISH

BF008	Cloud	BF106	Slate	BF808	Brindle
BF103	Ash	BF807	Walnut	BF903	Onyx

Category: Accent Chair & Ottomans **Serena Suite: 1193**

The sculptural and sleek cut outs of the frame of the Serena wooden accent chair offers a distinct take on a mid-century modern design. Seat cushion attaches to the frame with discreet Velcro straps. This imported frame is available in any upholstery finish. Available in fabric or leather. Features a HR QUALUX construction seat cushion.
Introduced: 1/1/2019 **Country of Origin:** USA



Graded Prices - Fabric																				
Item	Description	W x D x H	Cubes	Wgt	Unts	21	22	23	24	25	26	27	28	29	30	31	32	33	34	35
1193-02	Accent Chair	26x31x36.5	14.9	51	1	1609	1709	1749	1809	1849	1899	1939	1989	2029	2069	2109	2169	2209	2259	2299

Graded Prices - Leather												
Item	Description	W x D x H	Cubes	Wgt	Unts	52	53	54	55	56	57	58
1193-02L	Accent Chair	26x31x36.5	14.9	51	1	1869	2049	2139	2229	2309	2409	2499

Item	Seat Length	Seat Depth	Seat Height	Arm Height
1193-02	22	20	19	25

COM Yardage Requirements-Fabric only					
Please reference the COM Program Procedures at the front of the price book for any necessary information.					
Item	Plain Railroad	Plain Up the Bolt	Small Stripe Railroad	Wide Stripe or Plaids	Center Match
1193-02	2.3	2.5	3.0	3.3	3.6

How to Order

Fabric Chair	
Ordering Options	1193-02
BODY FABRIC	
FINISH	

Leather Chair	
Ordering Options	1193-02L
BODY LEATHER	
FINISH	

Choices of FINISH			
BF008	Cloud	BF807	Walnut
BF103	Ash	BF808	Brindle
		BF903	Onyx

► BF106 Slate is not available on the Serena Accent Chair

Category: Office chairs

**Sophie
Suite: 9500**

The clean, modern lines and armless design of Sophie provide an updated look for the traditional home office. The five caster, black aluminum base, allows 360 degree mobility and features a gas lift tilt mechanism for seat height and back tension adjustment. Available in Fabric Only. Seat construction is webbing and features a HR QUALUX construction seat cushion. If selected, the nail head trim will be the small size(3/8") and placed end to end along the base of the chair on the front and both sides.



Introduced: 12/1/2019 Country of Origin: USA

Item	Description	W x D x H	Cubes	Wgt	Unts	Graded Prices - Fabric														
						21	22	23	24	25	26	27	28	29	30	31	32	33	34	35
9500-0681	Desk Chair	18x26x35-38	32	15.9	1	1209	1249	1289	1329	1369	1409	1449	1489	1529	1569	1609	1649	1689	1729	1769

Item	Seat Length	Seat Depth	Seat Height	Arm Height
9500-0681	18	18	19.5-22.5	-

COM Yardage Requirements-Fabric only					
Please reference the COM Program Procedures at the front of the price book for any necessary information.					
Item	Plain Railroad	Plain Up the Bolt	Small Stripe Railroad	Wide Stripe or Plaids	Center Match
9500-0681	2.2	2.7	2.7	3.2	4.2

How to Order

Ordering Options		Desk Chair
		9500-0681
BODY FABRIC		
TUFTED		
• NO		—
• YES (tufted)		\$150
NAIL HEAD TRIM		
• NONE-1(no nail head trim)		—
• ABNAIL / NKNAIL / OBNAIL		\$120

► If Tufted is equal to YES then an A & B code fabric must be selected

**Stockton
Suite: 9500**

Category: Office chairs

Generous in a scale with a stylized wing back, the Stockton chair adds sophistication and function to the home office. The five caster, black aluminum base, allows 360 degree mobility and features a gas lift tilt mechanism for seat height and back tension adjustment. Available in Fabric Only.

Seat construction is webbing and features a HR QUALUX construction seat cushion.

If selected, the nail head trim will be the small size(3/8") and placed end to end along the top of the arms, wings, and back.

Introduced: 12/1/2019 Country of Origin: USA



Graded Prices - Fabric

Item	Description	W x D x H	Cubes	Wgt	Unts	21	22	23	24	25	26	27	28	29	30	31	32	33	34	35
9500-0685	Desk Chair	24x27x41-44	32	15.9	1	1409	1469	1539	1609	1669	1739	1809	1869	1939	2009	2069	2139	2209	2269	2339

Item	Seat Length	Seat Depth	Seat Height	Arm Height
9500-0685	21	20	18.5-21.5	23-26

COM Yardage Requirements-Fabric only

Please reference the COM Program Procedures at the front of the price book for any necessary information.

Item	Plain Railroad	Plain Up the Bolt	Small Stripe Railroad	Wide Stripe or Plaids	Center Match
9500-0685	5.8	4.8	7.5	8.3	8.9

How to Order

Ordering Options		Desk Chair
		9500-0685
BODY FABRIC		
TUFTED		
• NO		—
• YES (tufted)		\$150
NAIL HEAD TRIM		
• NONE-1(no nail head trim)		—
• ABNAIL / NKNAIL / OBNAIL		\$120

► If Tufted is equal to YES then an A & B code fabric must be selected

Category: Accent Chair & Ottomans

**Sylva
Suite: 1262**

Sylva classic rounded tub style chair with welted cushion and sectioned back.
Available as a stationary chair or swivel chair in fabric or leather.
Seat construction is sinuous wire and features a HR QUALUX construction seat cushion with additional cushion options. On the Accent Chair the wood legs are removable.



Introduced: 10/1/2021 **Country of Origin:** USA

Graded Prices - Fabric

Item	Description	W x D x H	Cubes	Wgt	Unts	21	22	23	24	25	26	27	28	29	30	31	32	33	34	35
1262-02	Accent Chair	30.5x31.5x31	17.2	80	1	1669	1739	1809	1869	1939	2009	2069	2139	2209	2269	2339	2409	2469	2539	2609
1262-05	Swivel Chair	30.5x31.5x31	17.2	96	1	1809	1869	1939	2009	2069	2139	2209	2269	2339	2409	2469	2539	2609	2669	2739

Graded Prices - Leather

Item	Description	W x D x H	Cubes	Wgt	Unts	52	53	54	55	56	57	58
1262-02L	Accent Chair	30.5x31.5x31	17.2	80	1	2469	2609	2739	2869	3009	3139	3269
1262-05L	Swivel Chair	30.5x31.5x31	17.2	96	1	2609	2739	2869	3009	3139	3269	3409

Item	Seat Length	Seat Depth	Seat Height	Arm Height
1262-02, 05	24.5	21	19	17.5

COM Yardage Requirements-Fabric only

Please reference the COM Program Procedures at the front of the price book for any necessary information.

Item	Plain Railroad	Plain Up the Bolt	Small Stripe Railroad	Wide Stripe or Plaids	Center Match
1262-02	5.4	5.9	6.6	7.1	9.1
1262-05	5.4	5.9	6.6	7.1	9.1

How to Order

Ordering Options	Fabric Chair	Fabric Swivel Chairs
	1262-02	1262-05
BODY FABRIC		
SEAT CUSHION FILL		
• LOUNGE	—	—
• SUPPORT	\$140	\$140
• PREMIER	\$230	\$230

Ordering Options	Leather Chair	Leather Swivel Chair
	1262-02L	1262-05L
BODY LEATHER		
SEAT CUSHION FILL		
• LOUNGE	—	—
• SUPPORT	\$140	\$140
• PREMIER	\$230	\$230

Thompson Suite: 1124

Category: Accent Chair & Ottomans, Motion

High leg chair or recliner, or swivel glider, that features a semi-attached back and loose seat cushion with rolled arms. Features a HR QUALUX construction seat cushion. Seat construction is sinuous wire. All legs are removable. Recliner items only: The recliner is a push arm recliner so there is no release handle on the outside arm. The power version of the recliner will have inside arm handle activation. Lower half of panel on outside back of recliner is secured with Velcro to allow the panel to adjust in the reclining positions. If selected, the nail head trim will be the small size(3/8") and will be placed end to end around both arm panels.



Available as a swivel glider or stationary chair or recliner
Introduced: 4/1/2018 **Country of Origin:** USA

Graded Prices - Fabric																				
Item	Description	W x D x H	Cubes	Wgt	Unts	21	22	23	24	25	26	27	28	29	30	31	32	33	34	35
1124-02	Accent Chair	33.5x38.5x41	31.3	67	1	2009	2049	2169	2249	2309	2389	2469	2549	2619	2699	2769	2849	2909	2989	3069
1124-09	Swivel Glider	33.5x38.5x41	31.3	89	1	2139	2179	2299	2379	2449	2529	2609	2689	2749	2829	2899	2979	3049	3129	3209
1124-3	Recliner	33.5x38.5x41	31.3	104	1	2539	2649	2709	2779	2869	2939	3019	3099	3169	3229	3309	3409	3469	3539	3619
1124-3T	Tall Back Recliner	33.5x38.5x44	31.3	104	1	2609	2709	2779	2849	2939	3009	3089	3169	3229	3299	3379	3469	3539	3609	3689

Graded Prices - Leather													
Item	Description	W x D x H	Cubes	Wgt	Unts	52	53	54	55	56	57	58	
1124-02L	Accent Chair	33.5x38.5x41	31.3	67	1	3069	3249	3509	3699	3869	4059	4229	
1124-09L	Swivel Glider	33.5x38.5x41	31.3	89	1	3209	3379	3649	3829	4009	4189	4369	
1124-3L	Recliner	33.5x38.5x41	31.3	104	1	3739	3929	4099	4289	4459	4649	4819	
1124-3LT	Tall Back Recliner	33.5x38.5x44	31.3	104	1	3809	3989	4169	4349	4529	4709	4889	

Item	Seat Length	Seat Depth	Seat Height	Arm Height	Minimum wall clearance	Depth when fully reclined
1124-02	22.5	21.5	20	24	-	-
1124-09	22.5	21.5	20	24	-	-
1124-3	22.5	21.5	20	24	15	67
1124-3T	22.5	21.5	20	24	18	70

COM Yardage Requirements-Fabric only						
Please reference the COM Program Procedures at the front of the price book for any necessary information.						
Item	Plain Railroad	Plain Up the Bolt	Small Stripe Railroad	Wide Stripe or Plaids	Center Match	
1124-02	6.9	7.6	8.5	9.1	10.4	
1124-09	6.9	7.6	8.5	9.1	10.4	
1124-3	6.9	7.6	8.5	9.1	10.4	
1124-3T	7.2	7.9	8.7	9.4	10.7	

How to Order

Ordering Options	Fabric Chair	Fabric Swivel Glider	Fabric Recliner	
	1124-02	1124-09	1124-3	1124-3T
BODY FABRIC				
NAIL HEAD TRIM				
<ul style="list-style-type: none"> NONE-1(no nail head trim) ABNAIL / NKNAIL / OBNAIL 	—	—	—	—
	\$120	\$120	\$120	\$120
POWER MOTOR				
<ul style="list-style-type: none"> NONE-1(no Power) POWER(Power motor) 			—	—
			\$300	\$300
FINISH				

Ordering Options	Leather Chair	Leather Swivel Glider	Leather Recliner	
	1124-02L	1124-09L	1124-3L	1124-3LT
BODY LEATHER				
NAIL HEAD TRIM				
<ul style="list-style-type: none"> NONE-1(no nail head trim) ABNAIL / NKNAIL / OBNAIL 	—	—	—	—
	\$120	\$120	\$120	\$120
POWER MOTOR				
<ul style="list-style-type: none"> NONE-1(no Power) POWER(Power motor) 			—	—
			\$300	\$300
FINISH				

Choices of FINISH			
BF008	Cloud	BF106	Slate
BF103	Ash	BF807	Walnut
		BF808	Brindle
		BF903	Onyx

Optional rechargeable battery pack for power motion items(will ship via UPS)

BATT-PACK2	Rechargeable Battery Pack	149
BATT-PACK5	Rechargeable Battery Pack	199

► Each recliner with power will require its own battery pack

Category: Accent Chair & Ottomans

Trent Suite: 1144

This chair features an attached back and seat cushions and back pillow that have top stitched box borders. The chair is available in fabric or leather choices. Nail head accent is available along the base. All Upholstery finish options are available on the legs. Features a HR QUALUX construction seat cushion. Seat construction is sinuous wire. The legs are removable. If selected, the nail head trim will be the small size(3/8") and will be placed end to end.



Available as a swivel glider or stationary chair

Introduced: 4/1/2016 Country of Origin: USA

		Graded Prices - Fabric																		
Item	Description	W x D x H	Cubes	Wgt	Unts	21	22	23	24	25	26	27	28	29	30	31	32	33	34	35
1144-02	Accent Chair	31x36x38.5	22.3	75	1	1739	1849	1929	1989	2069	2139	2219	2299	2369	2429	2529	2589	2699	2749	2819
1144-09	Swivel Glider	31x36x38.5	22.3	99	1	1869	1979	2059	2129	2209	2269	2349	2429	2499	2569	2659	2729	2829	2889	2949
1144-01	Ottoman	27x20x19	5.3	34	0.5	869	899	939	979	1009	1019	1059	1089	1129	1149	1179	1209	1229	1259	1299

		Graded Prices - Leather										
Item	Description	W x D x H	Cubes	Wgt	Unts	52	53	54	55	56	57	58
1144-02L	Accent Chair	31x36x38.5	22.3	75	1	2739	2899	3029	3169	3379	3539	3659
1144-09L	Swivel Glider	31x36x38.5	22.3	99	1	2869	3029	3169	3299	3509	3669	3789
1144-01L	Ottoman	27x20x19	5.3	34	0.5	1339	1419	1489	1539	1639	1679	1769

Item	Seat Length	Seat Depth	Seat Height	Arm Height
1144-02,09	24.5	22	19	25

COM Yardage Requirements-Fabric only

Please reference the COM Program Procedures at the front of the price book for any necessary information.

Item	Plain Railroad	Plain Up the Bolt	Small Stripe Railroad	Wide Stripe or Plaids	Center Match
1144-02, 09	6.5	7.0	8.0	8.5	10.0
1144-01	2.5	3.5	3.5	4.0	4.0

How to Order

Ordering Options	Fabric Chair	Fabric Swivel Glider	Fabric Ottoman
	1144-02	1144-09	1144-01
BODY FABRIC			
NAIL HEAD TRIM			
• NONE-1(no nail head trim)	—	—	—
• ABNAIL / NKNAIL / OBMAIL	\$120	\$120	\$90
FINISH			

Ordering Options	Leather Chair	Leather Swivel Glider	Leather Ottoman
	1144-02L	1144-09L	1144-01L
BODY LEATHER			
NAIL HEAD TRIM			
• NONE-1(no nail head trim)	—	—	—
• ABNAIL / NKNAIL / OBMAIL	\$120	\$120	\$90
FINISH			

Choices of FINISH					
BF008	Cloud	BF106	Slate	BF808	Brindle
BF103	Ash	BF807	Walnut	BF903	Onyx

Trevor Suite: 1198

Category: Motion Upholstery

High leg recliner that features a semi-attached back and loose seat cushion with track arms. Features a HR QUALUX construction seat cushion. Seat construction is sinuous wire. All legs are removable. The recliner is a push arm recliner so there is no release handle on the outside arm. The power version of the recliner will have inside arm handle activation. Lower half of panel on outside back of recliner is secured with Velcro to allow the panel to adjust in the reclining positions. If selected, the nail head trim will be the small size(3/8") and will be placed end to end.



Introduced: 4/1/2017 Country of Origin: USA

Graded Prices - Fabric																				
Item	Description	W x D x H	Cubes	Wgt	Unts	21	22	23	24	25	26	27	28	29	30	31	32	33	34	35
1198-3	Recliner	31x39x42	29.4	102	1	2539	2649	2709	2779	2869	2939	3019	3099	3169	3229	3309	3409	3469	3539	3619
1198-3T	Tall Back Recliner	31x39x45	29.4	102	1	2609	2709	2779	2849	2939	3009	3089	3169	3229	3299	3379	3469	3539	3609	3689

Graded Prices - Leather																
Item	Description	W x D x H	Cubes	Wgt	Unts	52	53	54	55	56	57	58				
1198-3L	Recliner	31x39x42	29.4	102	1	3739	3929	4099	4289	4459	4649	4819				
1198-3LT	Tall Back Recliner	31x39x45	29.4	102	1	3809	3989	4169	4349	4529	4709	4889				

Item	Seat Length	Seat Depth	Seat Height	Arm Height	Minimum wall clearance	Depth when fully reclined
1198-3	22	21.5	20.5	24.5	15	66.5
1198-3T	22	21.5	20.5	24.5	18	69.5

COM Yardage Requirements-Fabric only

Please reference the COM Program Procedures at the front of the price book for any necessary information.

Item	Plain Railroad	Plain Up the Bolt	Small Stripe Railroad	Wide Stripe or Plaids	Center Match
1198-3	6.6	7.3	8.1	8.7	9.9
1198-3T	6.9	7.6	8.4	9.0	10.2

How to Order

Ordering Options	Fabric Recliner	
	1198-3	1198-3T
BODY FABRIC		
NAIL HEAD TRIM		
• NONE-1(no nail head trim)	—	—
• ABNAIL / NKNAIL / OBNAIL	\$120	\$120
POWER MOTOR		
• NONE-1(no Power)	—	—
• POWER(Power motor)	\$300	\$300
FINISH		

Ordering Options	Leather Recliner	
	1198-3L	1198-3LT
BODY LEATHER		
NAIL HEAD TRIM		
• NONE-1(no nail head trim)	—	—
• ABNAIL / NKNAIL / OBNAIL	\$120	\$120
POWER MOTOR		
• NONE-1(no Power)	—	—
• POWER(Power motor)	\$300	\$300
FINISH		

Choices of FINISH					
BF008	Cloud	BF106	Slate	BF808	Brindle
BF103	Ash	BF807	Walnut	BF903	Onyx

Optional rechargeable battery pack for power motion items(will ship via UPS)

BATT-PACK2	Rechargeable Battery Pack	149
BATT-PACK5	Rechargeable Battery Pack	199

► Each recliner with power will require its own battery pack

NEW

Category: Accent Chair & Ottomans

**Wade
Suite: 1326**

Wade exhibits classic modern Scandinavian styling. The frame is solid red oak and has luxurious padded seat and arms for comfort. The perfect accent to the modern casual life style. Wade is available in fabric and leather.



Introduced: 8/1/2022 **Country of Origin:** USA

		Graded Prices - Fabric																		
Item	Description	W x D x H	Cubes	Wgt	Unts	21	22	23	24	25	26	27	28	29	30	31	32	33	34	35
1326-02	Accent Chair	37x35.5x37.5	2.66	66	1	2069	2139	2209	2279	2349	2419	2489	2559	2629	2699	2769	2839	2909	2979	3049

		Graded Prices - Leather										
Item	Description	W x D x H	Cubes	Wgt	Unts	52	53	54	55	56	57	58
1326-02L	Accent Chair	37x35.5x37.5	2.66	66	1	2669	2809	2949	3089	3229	3369	3509

Item	Seat Length	Seat Depth	Seat Height	Arm Height
1326-02	27	26	19.25	23.5

COM Yardage Requirements-Fabric only					
Please reference the COM Program Procedures at the front of the price book for any necessary information.					
Item	Plain Railroad	Plain Up the Bolt	Small Stripe Railroad	Wide Stripe or Plaids	Center Match
1326-02	4.3	5.5	5.5	6.2	6.6

How to Order

<i>Ordering Options</i>		<i>Fabric Chair</i>
BODY FABRIC		1326-02
FRAME FINISH		

<i>Ordering Options</i>		<i>Leather Chair</i>
BODY LEATHER		1326-02L
FRAME FINISH		

<i>Choices of FINISH</i>			
BF005	Cumberland Oak	BF814	Briar Oak
BF006	Vintage White Oak	BF815	Summerfield Oak
BF007	Washed Linen Oak	BF905	Espresso Oak
BF108	Storm Grey Oak		
BF109	Charleston Oak		

Whitney Suite: 1088

Category: Accent Chair & Ottomans



This chair has a tall height of 47" and a curved wing back. The chair comes outlined in small nail head accents placed end to end standard. The wood legs are available in multiple finishes.

Seat construction is webbing. Features a HR QUALUX construction seat cushion.

Introduced: 4/1/2013 **Country of Origin:** USA

Graded Prices - Fabric																				
Item	Description	W x D x H	Cubes	Wgt	Unts	21	22	23	24	25	26	27	28	29	30	31	32	33	34	35
1088-02	Accent Chair	31x35x47	52.7	50	1	2209	2249	2379	2449	2509	2609	2689	2769	2829	2909	3009	3049	3129	3209	3289
1088-02FF	Accent Chair Fabric/Fabric	31x35x47	52.7	50	1	2469	2509	2569	2659	2729	2789	2899	2949	3029	3099	3169	3259	3309	3389	3499

► For Fabric/Fabric versions pricing is based on OUTSIDE FABRIC

Graded Prices - Leather													
Item	Description	W x D x H	Cubes	Wgt	Unts	52	53	54	55	56	57	58	
1088-02L	Accent Chair	31x35x47	52.7	50	1	3069	3229	3489	3629	3899	4209	4489	
1088-02LF	Accent Chair Leather/Fabric	31x35x47	52.7	50	1	2739	2849	2929	2989	3149	3289	3469	

► **COMPATIBILITY WARNING:** Recommended for A or B code fabrics only. Due to the curved back striped fabrics will not line up around the chair.

Item	Seat Length	Seat Depth	Seat Height	Arm Height
1088-02	22	21	20	25

COM Yardage Requirements-Fabric only					
Please reference the COM Program Procedures at the front of the price book for any necessary information.					
Item	Plain Railroad	Plain Up the Bolt	Small Stripe Railroad	Wide Stripe or Plaids	Center Match
1088-02	5.5	5.5	7.0	7.5	9.5
1088-02FF OUTSIDE	3.0	3.5	3.8	4.2	4.5
1088-02FF INSIDE	3.6	4.1	4.5	5.0	5.4

How to Order

Fabric Chair	
1088-02	
Ordering Options	
BODY FABRIC	
NAIL HEAD TRIM	
• ABNAIL / NKNAIL / OBNAIL	—
FINISH	

Leather Chair	
1088-02L	
Ordering Options	
BODY LEATHER	
NAIL HEAD TRIM	
• ABNAIL / NKNAIL / OBNAIL	—
FINISH	

Fabric/Fabric Chair	
1088-02FF	
Ordering Options	
OUTSIDE FABRIC	
INSIDE FABRIC	
NAIL HEAD TRIM	
• ABNAIL / NKNAIL / OBNAIL	—
FINISH	

Leather/Fabric Chair	
1088-02LF	
Ordering Options	
OUTSIDE LEATHER	
INSIDE FABRIC	
NAIL HEAD TRIM	
• ABNAIL / NKNAIL / OBNAIL	—
FINISH	

Choices of FINISH					
BF008	Cloud	BF106	Slate	BF808	Brindle
BF103	Ash	BF807	Walnut	BF903	Onyx

Category: Fabric / Leather Upholstery

**Wilton
Suite: 2752**

Wilton is perfectly styled for Modern casual living. Comfortable, versatile and stylish, it fits today's home environments and lifestyles. Available as a modular or sofa grouping. Wilton is available in fabric or leather.



Introduced: Fall 2022

Country of Origin: USA

Back	Base	Seat	Seating Construction	Arm Caps	Accent Pillows
Loose Bed Pillow	Wood Legs (removable legs)	Boxed Loose, Top Stitched	Sinuous Wire	Available option: enter as part order	Optional pillows available at an upcharge

***Special Cut & Sewn Options**

FC221-19 Same as fabric 1579-19 (Pewter), pillows available in any fabric at an upcharge

FC221-29 Same as fabric 1579-29 (Dove), pillows available in any fabric at an upcharge

Item	Description	W x D x H	Cubes	Wgt	Unts	Price	Special Cut & Sewn Offerings
2752-62FC	Sofa (2/2)	93x42x34	56	116	2	2409	*see above
2752-12FC	Chair	35x42x36	31	95	1	1609	
2752-00FC	Ottoman	44x44x18.5	18.9	74	0.5	1009	
Sectional Items							
2752-30FC	Corner Chair	42x42x34	25	96	1	1409	
2752-23FC	LAF Chair	47x42x34	28	111	1	1409	
2752-21FC	RAF Chair	47x42x34	28	111	1	1409	
2752-20FC	Armless Chair	42x42x34	25	91	1	1210	
2752-RBFC	Right Bumper	71x42x34	59	99	2	1940	
2752-LBFC	Left Bumper	71x42x34	59	99	2	1940	
2752-CTFC	Console	13x42x17	5.4	28	1	670	
2752-SSFC	Storage Ottoman	44x44x18.5	20.7	78	0.5	1269	

► Console has wireless phone charger.

Graded Prices - Fabric

Item	Description	W x D x H	Cubes	Wgt	Unts	21	22	23	24	25	26	27	28	29	30	31	32	33	34	35
2752-62	Sofa (2/2)	93x42x34	56	116	2	2669	2809	2939	3069	3209	3339	3469	3609	3739	3869	4009	4139	4269	4409	4539
2752-12	Chair	35x42x36	31	95	1	1739	1799	1869	1939	1999	2069	2139	2199	2269	2339	2399	2469	2539	2599	2669
2752-00	Ottoman	44x44x18.5	18.9	74	0.5	1139	1179	1219	1259	1299	1339	1379	1419	1459	1499	1539	1579	1619	1659	1699
Sectional Items																				
2752-30	Corner Chair	42x42x34	25	96	1	1669	1739	1809	1869	1939	2009	2069	2139	2209	2269	2339	2409	2469	2539	2609
2752-23	LAF Chair	47x42x34	28	111	1	1669	1739	1809	1869	1939	2009	2069	2139	2209	2269	2339	2409	2469	2539	2609
2752-21	RAF Chair	47x42x34	28	111	1	1669	1739	1809	1869	1939	2009	2069	2139	2209	2269	2339	2409	2469	2539	2609
2752-20	Armless Chair	42x42x34	25	91	1	1340	1410	1480	1540	1610	1680	1740	1810	1880	1940	2010	2080	2140	2210	2280
2752-RB	Right Bumper	71x42x34	59	99	2	2270	2400	2540	2670	2800	2940	3070	3200	3340	3470	3600	3740	3870	4000	4140
2752-LB	Left Bumper	71x42x34	59	99	2	2270	2400	2540	2670	2800	2940	3070	3200	3340	3470	3600	3740	3870	4000	4140
2752-CT	Console	13x42x17	5.4	28	1	780	820	860	900	940	980	1020	1060	1100	1140	1180	1220	1260	1300	1340
2752-SS	Storage Ottoman	44x44x18.5	20.7	78	0.5	1409	1449	1489	1529	1569	1609	1649	1689	1729	1769	1809	1849	1889	1929	1969

► Console has wireless phone charger.

Graded Prices - Leather

Item	Description	W x D x H	Cubes	Wgt	Unts	52	53	54	55	56	57	58
2752-62L	Sofa (2/2)	93x42x34	56	116	2	5209	5609	6009	6409	6809	7209	7609
2752-12L	Chair	35x42x36	31	95	1	3209	3409	3609	3809	4009	4209	4409
2752-00L	Ottoman	44x44x18.5	18.9	74	0.5	1869	1939	2009	2069	2139	2209	2269
Sectional Items												
2752-30L	Corner Chair	42x42x34	25	96	1	2809	3009	3209	3409	3609	3809	4009
2752-23L	LAF Chair	47x42x34	28	111	1	2809	3009	3209	3409	3609	3809	4009
2752-21L	RAF Chair	47x42x34	28	111	1	2809	3009	3209	3409	3609	3809	4009
2752-20L	Armless Chair	42x42x34	25	91	1	2400	2540	2670	2810	2940	3070	3210
2752-RBL	Right Bumper	71x42x34	59	99	2	3670	3940	4200	4470	4740	5000	5270
2752-LBL	Left Bumper	71x42x34	59	99	2	3670	3940	4200	4470	4740	5000	5270
2752-CTL	Console	13x42x17	5.4	28	1	940	1010	1070	1140	1200	1270	1340
2752-SSL	Storage Ottoman	44x44x18.5	20.7	78	0.5	2139	2209	2269	2339	2409	2469	2539

► Console has wireless phone charger.

ACCENT PILLOWS AVAILABLE AT AN UPCHARGE			
Pillows:	2752-62, 62FC	2752-30, 30FC	23FC
Accent 19"	2	1	1
			2752-20, 20FC
			1

Item	Seat Length	Seat Depth	Seat Height	Arm Height
2752-62	78	26	18.5	24
2752-12	22	26	18.5	24
2752-30	26*	26	18.5	-
2752-23, 21	40	26	18.5	24
2752-20	40	26	18.5	-
2752-RB, LB	71	26	18.5	24

► **COMPATIBILITY WARNING:** Sofa, Sleeper, Loveseat, and Sectional items are only available in fabric codes A, B, and C. Fabric code B will be seamed on the outback.

► **COMPATIBILITY WARNING:** Available in the following leathers only: 7230, 7231, 7232, & 7235.

Sawtooth connectors are preinstalled on the following sectional pieces: 34, 23, 21, 20, RB, LB, CT

Category: Leather Upholstery

Wilton
Suite: 2752

COM Yardage Requirements-Fabric only

Please reference the COM Program Procedures at the front of the price book for any necessary information.

Item	Plain Railroad	Plain Up the Bolt	Small Stripe Railroad	Wide Stripe or Plaids	Center Match
2752-62	15.6	20.3	20.3	22.7	24.2
2752-12	7.5	9.7	9.7	10.8	11.6
2752-00, SS	4.3	5.5	5.5	6.2	6.6
2752-30	9.7	12.6	12.6	14.0	15.0
2752-21, 23	9.1	11.8	11.8	13.2	14.1
2752-20	7.7	10.0	10.0	11.2	11.9
2752-RB, LB	10.8	14.1	14.1	15.7	16.8
2752-CTL	3.0	3.9	3.9	4.3	4.6

**** How to Order ****

Ordering Options	Sofa, Bumpers	Chair	Console & Ottoman	Corner Chair	Sectional Chairs	Armless Chair	Storage Ottoman
	2752-62FC, LBFC, RBFC	2752-12FC	2752-CTFC, 00FC	2752-30FC	2752-23FC, 21FC	2752-20FC	2752-SSFC
CUT & SEWN	FC221-	FC221-	FC221-	FC221-	FC221-	FC221-	FC221-
ACCENT PILLOW FABRIC							
• NONE-1(no pillows)	—			—	—	—	
• Any Fabric	\$150			\$90	\$90	\$90	
SEAT CUSHION FILL							
• LOUNGE	—	—		—	—	—	
• SUPPORT	\$230	\$140		\$140	\$140	\$140	
• PREMIER	\$380	\$230		\$230	\$230	\$230	
BASE TYPE							
• CASTERS							—
• LEGS							—

- ▶ When ordering cut & sewn cover **FC221-19**, the Body will come in fabric 1579-19, Accent Pillows available in any fabric at an upcharge
- ▶ When ordering cut & sewn cover **FC221-29**, the Body will come in fabric 1579-29, Accent Pillows available in any fabric at an upcharge

Ordering Options	Sofa, Bumpers	Chair	Console & Ottoman	Corner Chair	Sectional Chairs	Armless Chair	Storage Ottoman
	2752-62, LB, RB	2752-12	2752-CT, 00	2752-30	2752-23, 21	2752-20	2752-SS
BODY FABRIC							
ACCENT PILLOW FABRIC							
• NONE-1(no pillows)	—			—	—	—	
• Any Fabric	\$150			\$90	\$90	\$90	
SEAT CUSHION FILL							
• LOUNGE	—	—		—	—	—	
• SUPPORT	\$230	\$140		\$140	\$140	\$140	
• PREMIER	\$380	\$230		\$230	\$230	\$230	
BASE TYPE							
• CASTERS							—
• LEGS							—

Ordering Options	Sofa, Bumpers	Chair	Console & Ottoman	Corner Chair	Sectional Chairs	Armless Chair	Storage Ottoman
	2752-62L, LBL, RBL	2752-12L	2752-CTL, 00L	2752-30L	2752-23L, 21L	2752-20L	2752-SSL
BODY LEATHER							
SEAT CUSHION FILL							
• LOUNGE	—	—		—	—	—	
• SUPPORT	\$230	\$140		\$140	\$140	\$140	
• PREMIER	\$380	\$230		\$230	\$230	\$230	
BASE TYPE							
• CASTERS							—
• LEGS							—

**Apex
Suite: 2055**

Category: Power Motion Upholstery

Adjustable power headrest

Apex features thin track arms with boxed pub back and chaise leg rest. Features Zero G power recline with power head rest and USB charging port with sleep mode.

Each end seat of the sofa reclines while the center seat is stationary.

Introduced: 10/1/2021 **Country of Origin:** USA



Back KD Removable	Mechanism Extended footrest	Seat Chaise pad	Seating Construction Sinuous wire	Arm Caps Not available	Accent Pillows None
--------------------------------	---------------------------------------	---------------------------	---	----------------------------------	-------------------------------

*Special Cut & Sewn Options					
1568-1FC	Cream	1579-9FC	Granite	8002-9FC Pewter	
1568-8FC	Latte	1579-18FC	Latte		
1568-19FC	Driftwood	1579-19FC	Pewter		
1569-19FC	Dove	6418-8FC	Bark		
1569-21FC	Oyster	6418-19FC	Pewter		
1579-5FC	Navy	8002-1FC	Oyster		

Item	Description	W x D x H	Cubes	Wgt	Units	Price	Special Cut & Sewn Offerings	
2055-P72FC	Motion Sofa w/Power(3/3)	76x39x42	72	271	3	4939	*see above	
2055-PC42FC	Motion Loveseat w/Power & Console	68x39x42	64.5	268	2	4939		
2055-P42FC	Motion Loveseat w/Power	56x39x42	53.1	205	2	4809		
2055-P0FC	Wallsaver Recliner w/Power	32x39x42	30.3	130	1	2409		
Sectional Items								
2055-38FC	Curved Corner	64x41x42	78	63.8	1	1969		
2055-P23FC	Power LAF Chair	27.5x41x42	102	27.9	1	2390		
2055-P21FC	Power RAF Chair	27.5x41x42	102	27.9	1	2390		
2055-P20FC	Power Armless Chair	24x41x42	84	23.9	1	2220		
2055-20FC	Armless Chair	24x41x42	46	23.9	1	1460		
2055-CTFC	Console Table	12x41x42	63	12	0.5	1290		

*Special Cut & Sewn Leather Options					
7233-8LC	Cognac	7234-18LC	Cappuccino		
7234-1LC	Pearl	7234-19LC	Riveria		
7234-9LC	Slate	7234-28LC	Smoke		

Item	Description	W x D x H	Cubes	Wgt	Units	Price	Special Cut & Sewn Offerings	
2055-P72LC	Motion Sofa w/Power(3/3)	76x39x42	72	271	3	6679	*see above	
2055-PC42LC	Motion Loveseat w/Power & Console	68x39x42	64.5	268	2	6679		
2055-P42LC	Motion Loveseat w/Power	56x39x42	53.1	205	2	6539		
2055-P0LC	Wallsaver Recliner w/Power	32x39x42	30.3	130	1	3469		
Sectional Items								
2055-38LC	Curved Corner	64x41x42	78	63.8	1	3249		
2055-P23LC	Power LAF Chair	27.5x41x42	102	27.9	1	3420		
2055-P21LC	Power RAF Chair	27.5x41x42	102	27.9	1	3420		
2055-P20LC	Power Armless Chair	24x41x42	84	23.9	1	3080		
2055-20LC	Armless Chair	24x41x42	46	23.9	1	2220		
2055-CTLC	Console Table	12x41x42	63	12	0.5	1710		

ACCENT PILLOWS INCLUDED
NONE

Item	Seat Length	Seat Depth	Seat Height	Arm Height	Minimum wall clearance	Depth when fully reclined
2055-P72	69	23	20	22	6	67
2055-PC42	46	23	20	22	6	67
2055-P42	46	23	20	22	6	67
2055-P0	23	23	20	22	6	67
2055-38	12	24	20	--		
2055-P23,P21	23	23	20	22	6	67
2055-P20	24	23	20	--	6	67
2055-20	24	23	20	--	--	--

****See following page for How to Order ****

Category: Power Motion Upholstery

How to Order

	Motion Sofa	Motion Loveseats	Wallsaver Recliner	Curved Corner	Sectional Chairs	Console
FC Ordering Options	2055-P72FC	2055-PC42FC, P42FC	2055-P0FC	2055-38FC	2055-P23, P21, P20, 20	2055-CTFC
BODY FABRIC						
SEAT CUSHION FILL						
• LOUNGE	—	—	—	—	—	
• SUPPORT	\$230	\$230	\$140	\$140	\$140	

	Motion Sofa	Motion Loveseats	Wallsaver Recliner	Curved Corner	Sectional Chairs	Console
LC Ordering Options	2055-P72LC	2055-PC42LC, P42LC	2055-P0LC	2055-38LC	2055-P23, P21, P20, 20	2055-CTLC
BODY LEATHER						
SEAT CUSHION FILL						
• LOUNGE	—	—	—	—	—	
• SUPPORT	\$230	\$230	\$140	\$140	\$140	

Optional rechargeable battery pack for power motion items(will ship via UPS)

BATT-PACK2	Rechargeable Battery Pack	149
BATT-PACK5	Rechargeable Battery Pack	199

- ▶ Motion Sofa and Motion Loveseat requires 1 battery pack per item(1 battery pack will operate both seats)
- ▶ Each recliner will require its own battery pack
- ▶ More information available in General Information Section

Optional Bluetooth Control Module for power motion items(will ship via UPS)

BLUE-R2	2 Control Bluetooth Module	79
----------------	----------------------------	-----------

- ▶ 1 Module per reclining seat is required.

**Beaufort
Suite: 2058**

Category: Power Motion Upholstery

Adjustable power headrest

Beaufort features a low canted pillow arm with boxed pub back and chaise leg rest. Features Zero G power recline with power lumbar, power head rest and USB charging port with sleep mode. Each end seat of the sofa reclines while the center seat is stationary.



Introduced: 10/1/2021 **Country of Origin:** USA

Back KD Removable	Mechanism Extended footrest	Seat Chaise pad	Seating Construction Sinuous wire	Arm Caps Not available	Accent Pillows None
--------------------------------	---------------------------------------	---------------------------	---	----------------------------------	-------------------------------

***Special Cut & Sewn Options**

1568-1FC	Cream	1579-9FC	Granite	8002-9FC	Pewter
1568-8FC	Latte	1579-18FC	Latte		
1568-19FC	Driftwood	1579-19FC	Pewter		
1569-19FC	Dove	6418-8FC	Bark		
1569-21FC	Oyster	6418-19FC	Pewter		
1579-5FC	Navy	8002-1FC	Oyster		

Item	Description	W x D x H	Cubes	Wgt	Units	Price	Special Cut & Sewn Offerings
2058-P72FC	Motion Sofa w/Power(3/3)	86x40x42	83.6	282	3	5609	*see above
2058-PC42FC	Motion Loveseat w/Power & Console	72x40x42	70	278	2	5609	
2058-P42FC	Motion Loveseat w/Power	65x40x42	63.2	215	2	5469	
2058-P0FC	Wallsaver Recliner w/Power	40x40x42	38.9	140	1	2809	
Sectional Items							
2058-38FC	Curved Corner	64x41x42	78	63.8	1	1969	
2058-P23FC	Power LAF Chair	32x41x42	124	27.9	1	2730	
2058-P21FC	Power RAF Chair	32x41x42	124	27.9	1	2730	
2058-P20FC	Power Armless Chair	24x41x42	100	23.9	1	2390	
2058-20FC	Armless Chair	24x41x42	62	23.9	1	1460	
2058-CTFC	Console Table	12x41x42	73	12	0.5	1290	

***Special Cut & Sewn Options**

7233-8LC	Cognac	7234-18LC	Cappuccino
7234-1LC	Pearl	7234-19LC	Riveria
7234-9LC	Slate	7234-28LC	Smoke

Item	Description	W x D x H	Cubes	Wgt	Units	Price	Special Cut & Sewn Offerings
2058-P72LC	Motion Sofa w/Power(3/3)	86x40x42	83.6	282	3	7469	*see above
2058-PC42LC	Motion Loveseat w/Power & Console	72x40x42	70	278	2	7469	
2058-P42LC	Motion Loveseat w/Power	65x40x42	63.2	215	2	7339	
2058-P0LC	Wallsaver Recliner w/Power	40x40x42	38.9	140	1	3869	
Sectional Items							
2058-38LC	Curved Corner	64x41x42	78	63.8	1	3249	
2058-P23LC	Power LAF Chair	32x41x42	124	27.9	1	3760	
2058-P21LC	Power RAF Chair	32x41x42	124	27.9	1	3760	
2058-P20LC	Power Armless Chair	24x41x42	100	23.9	1	3420	
2058-20LC	Armless Chair	24x41x42	62	23.9	1	2220	
2058-CTLC	Console Table	12x41x42	73	12	0.5	1710	

ACCENT PILLOWS INCLUDED
NONE

Item	Seat Length	Seat Depth	Seat Height	Arm Height	Minimum wall clearance	Depth when fully reclined
2058-P72	69	21	20	25	7	68
2058-PC42	46	21	20	25	7	68
2058-P42	46	21	20	25	7	68
2058-P0	18	21	20	25	7	68
2055-38	12	24	20	--	--	--
2055-P23,P21	24	21	20	25	6	67
2055-P20	24	21	20	--	6	67
2055-20	24	21	20	--	--	--

****See following page for How to Order ****

Category: Power Motion Upholstery

How to Order

	Motion Sofa	Motion Loveseats	Wallsaver Recliner	Curved Corner	Sectional Chairs	Console
Ordering Options	2058-P72FC	2058-PC42FC, P42FC	2058-P0FC	2058-38FC	2058-P23, P21, P20, 20	2058-CTFC
BODY FABRIC						
SEAT CUSHION FILL						
• LOUNGE	—	—	—	—	—	
• SUPPORT	\$230	\$230	\$140	\$140	\$140	

	Motion Sofa	Motion Loveseats	Wallsaver Recliner	Curved Corner	Sectional Chairs	Console
Ordering Options	2058-P72LC	2058-PC42LC, P42LC	2058-P0LC	2058-38LC	2058-P23, P21, P20, 20	2058-CTLC
BODY LEATHER						
SEAT CUSHION FILL						
• LOUNGE	—	—	—	—	—	
• SUPPORT	\$230	\$230	\$140	\$140	\$140	

Optional rechargeable battery pack for power motion items(will ship via UPS)

BATT-PACK2	Rechargeable Battery Pack	149
BATT-PACK5	Rechargeable Battery Pack	199

- ▶ Motion Sofa and Motion Loveseat requires 1 battery pack per item(1 battery pack will operate both seats)
- ▶ Each recliner will require its own battery pack
- ▶ More information available in General Information Section

Optional Bluetooth Control Module for power motion items(will ship via UPS)

BLUE-R2	2 Control Bluetooth Module	79
----------------	----------------------------	-----------

- ▶ 1 Module per reclining seat is required.

NEW

**Aberdeen
Suite: 3753**

Category: Power Motion Upholstery

Aberdeen features generous comfort with detailed channeling on the back, soft padded arms, and a sumptuous headrest. The top-grain, heavy weight leather comes in two colors - Chestnut and Walnut. Aberdeen features a power lay-flat mechanism for complete stress-free reclining along with power adjustable headrest and power adjustable lumbar support. With USB charging ports built into the controls, Aberdeen keeps you powered up and relieves your stress with unmatched comfort!



Introduced: 4/20/2023 **Country of Origin:** Vietnam

Back KD Removable	Mechanism Extended footrest	Seat Chaise pad	Seating Construction Sinuous wire	Arm Caps Not available	Accent Pillows None
--------------------------------	---------------------------------------	---------------------------	---	----------------------------------	-------------------------------

Stocked Leather Items

3753-XXC Items will be in Chestnut top grain leather/vinyl
3753-XXW Items will be in Walnut top grain leather/vinyl

Item	Description	W x D x H	Cubes	Wgt	Units	Price	Stocked Leather Items
3753-P62	Motion Sofa w/Power(3/3)	82x41x41.5	80.7	288	3	4539	*see above
3753-PC42	Motion Loveseat w/Power & Console	72x41x41.5	70.9	283	2	4539	
3753-P42	Motion Loveseat w/Power	60x41x41.5	59.1	258	2	4469	
3753-P0	Wallsaver Recliner w/Power	38x41x41.5	37.4	153	1	3469	

ACCENT PILLOWS INCLUDED
NONE

Item	Seat Length	Seat Depth	Seat Height	Arm Height	Minimum wall clearance	Depth when fully reclined
3753-P62	65	22	19.75	25.75	6.5	
3753-PC42	43	22	19.75	25.75	6.5	
3753-P42	43	22	19.75	25.75	6.5	
3753-P0	21	22	19.75	25.75	6.5	

Optional rechargeable battery pack for power motion items(will ship via UPS)

BATT-PACK2	Rechargeable Battery Pack	149
BATT-PACK5	Rechargeable Battery Pack	199

- ▶ Motion Sofa and Motion Loveseat requires 1 battery pack per item(1 battery pack will operate both seats)
- ▶ Each recliner will require its own battery pack
- ▶ More information available in General Information Section

Optional Bluetooth Control Module for power motion items(will ship via UPS)

BLUE-R2	2 Control Bluetooth Module	79
----------------	----------------------------	-----------

- ▶ 1 Module per reclining seat is required.

**Burlington
Suite: 3749**

Category: Power Motion Upholstery

Burlington is heavily padded with detail stitching, a split pub back, and a sumptuous padded headrest. The collection features a top-grain, heavy weight family friendly protected leather. Burlington features a power Zero-Gravity mechanism for complete stress free reclining along with power adjustable headrest and power adjustable lumbar support. USB charging ports are built into the controls.



Introduced: 4/1/2022 **Country of Origin:** Thailand

Back Split Pub Back	Mechanism Extended footrest	Seat Chaise pad	Seating Construction Sinuous wire	Arm Caps Not available	Accent Pillows None
----------------------------------	---------------------------------------	---------------------------	---	----------------------------------	-------------------------------

Stocked Leather Items
3749-XXN Items will be in Navy top grain leather/vinyl
3749-XXU Items will be in Umber top grain leather/vinyl

Item	Description	W x D x H	Cubes	Wgt	Units	Price	Stocked Leather Items
3749-P62	Motion Sofa w/Power(3/3)	84x42x42.5	86.7	300	3	4869	*see above
3749-PC42	Motion Loveseat w/Power & Console	74x42x42.5	76.4	295	2	4869	
3749-P42	Motion Loveseat w/Power	62x42x42.5	64	350	2	4809	
3749-P9	Glider Recliner w/Power	40x42x42.5	41.3	162	1	3739	

ACCENT PILLOWS INCLUDED
NONE

Item	Seat Length	Seat Depth	Seat Height	Arm Height
3749-P62	64.5	21.5	19	26.5
3749-PC42	42.5	21.5	19	26.5
3749-P42	42.5	21.5	19	26.5
3749-P9	20.5	21.5	19	26.5

Optional rechargeable battery pack for power motion items(will ship via UPS)

BATT-PACK2	Rechargeable Battery Pack	149
BATT-PACK5	Rechargeable Battery Pack	199

- ▶ Motion Sofa and Motion Loveseat requires 1 battery pack per item(1 battery pack will operate both seats)
- ▶ Each recliner will require its own battery pack
- ▶ More information available in General Information Section

Optional Bluetooth Control Module for power motion items(will ship via UPS)

BLUE-R2	2 Control Bluetooth Module	79
----------------	----------------------------	-----------

- ▶ 1 Module per reclining seat is required.

**Chandler
Suite: 3739**

Category: Power Motion Upholstery

Adjustable power headrest

Features soft padded backs and a slight saddle seat. Hidden cup holders in the arms are perfect for relaxing enjoying the comfort experience.

Available in leather and vinyl match on out arms and out back. Each end seat of the sofa reclines while the center seat is stationary. Lower half of panel on outside back of motion items is secured with Velcro to allow the panel to adjust in the reclining positions.



Introduced: 10/1/2019 **Country of Origin:** Thailand

Back KD Removable	Mechanism Extended footrest	Seat Chaise pad	Seating Construction Sinuous wire	Arm Caps Not available	Accent Pillows None
--------------------------------	---------------------------------------	---------------------------	---	----------------------------------	-------------------------------

READY TO SHIP - Conover, Edgewood, Orlando, & Texas

Item	Description	W x D x H	Cubes	Wgt	Units	Price	RTS Leather Items
3739-P62B	Motion Sofa w/Power(3/3)	87x40x42	84.6	225	3	4139	Blue Grey leather/vinyl
3739-P42B	Motion Loveseat w/Power	65.5x40x42	63.7	185	2	4069	
3739-P0B	Wallsaver Recliner w/Power	42.5x40x42	41.3	135	1	3079	

READY TO SHIP - Conover & Texas

Item	Description	W x D x H	Cubes	Wgt	Units	Price	RTS Leather Items
3739-P62L	Motion Sofa w/Power(3/3)	87x40x42	84.6	225	3	4139	Linen leather/vinyl
3739-P42L	Motion Loveseat w/Power	65.5x40x42	63.7	185	2	4069	
3739-P0L	Wallsaver Recliner w/Power	42.5x40x42	41.3	135	1	3079	

Stocked Leather Items

3739-XXB Items will be in Blue Gray top grain leather/vinyl
3739-XXL Items will be in Linen top grain leather/vinyl

Item	Description	W x D x H	Cubes	Wgt	Units	Price	Stocked Leather Items
3739-P62_	Motion Sofa w/Power(3/3)	87x40x42	84.6	225	3	4139	*see above
3739-P42_	Motion Loveseat w/Power	65.5x40x42	63.7	185	2	4069	
3739-P0_	Wallsaver Recliner w/Power	42.5x40x42	41.3	135	1	3079	

ACCENT PILLOWS INCLUDED
NONE

Item	Seat Length	Seat Depth	Seat Height	Arm Height	Minimum wall clearance	Depth when fully reclined
3739-P62	64	21	20	27.5	7	70.5
3739-P42	42.5	21	20	27.5	7	70.5
3739-P0	20	21	20	27.5	7	70.5

Optional rechargeable battery pack for power motion items(will ship via UPS)

BATT-PACK2	Rechargeable Battery Pack	149
BATT-PACK5	Rechargeable Battery Pack	199

- ▶ Motion Sofa and Motion Loveseat requires 1 battery pack per item(1 battery pack will operate both seats)
- ▶ Each recliner will require its own battery pack
- ▶ More information available in General Information Section

Optional Bluetooth Control Module for power motion items(will ship via UPS)

BLUE-L3	3 Control Bluetooth Module	79
----------------	----------------------------	-----------

- ▶ 1 Module per reclining seat is required.

**Claremont
Suite: 3738**

Category: Power Motion Upholstery

Adjustable power headrest

Traditional Styling with a casual attitude. Arms have a bombe shape with T-cushion design. The wings have nail head accent on the sides. Straight chaise seating for comfortable relaxation. Featuring Zero gravity mechanism for complete stress free reclining along with adjustable headrest articulation and full adjustable lumbar support.

Available in leather and vinyl match on out arms and out back. Each end seat of the sofa reclines while the center seat is stationary. Lower half of panel on outside back of motion items is secured with Velcro to allow the panel to adjust in the reclining positions.



Introduced: 8/1/2021 **Country of Origin:** Thailand

Back KD Removable	Mechanism Extended footrest	Seat Chaise pad	Seating Construction Sinuous wire	Arm Caps Not available	Accent Pillows None
--------------------------------	---------------------------------------	---------------------------	---	----------------------------------	-------------------------------

Stocked Leather Items

3738-XXJ Items will be in Java top grain leather/vinyl
3738-XXK Items will be in Kobe top grain leather/vinyl

Item	Description	W x D x H	Cubes	Wgt	Units	Price	Stocked Leather Items
3738-P62	Motion Sofa w/Power(3/3)	84x41x40.5	80.2	300	3	4869	*see above
3738-PC42	Motion Loveseat w/Power & Console	74x41x40.5	71.1	294	2	4869	
3738-P42	Motion Loveseat w/Power	62.5x41x40.5	60.1	281	2	4809	
3738-P0	Wallsaver Recliner w/Power	40.5x41x40.5	38.9	154	1	3739	

ACCENT PILLOWS INCLUDED NONE
--

Item	Seat Length	Seat Depth	Seat Height	Arm Height	Minimum wall clearance	Depth when fully reclined
3738-P62	65	20	20	25.5	5	67
3738-PC42	43.5	20	20	25.5	5	67
3738-P42	43.5	20	20	25.5	5	67
3738-P0	21	20	20	25.5	5	67

Optional rechargeable battery pack for power motion items(will ship via UPS)

BATT-PACK2	Rechargeable Battery Pack	149
BATT-PACK5	Rechargeable Battery Pack	199

- ▶ Motion Sofa and Motion Loveseat requires 1 battery pack per item(1 battery pack will operate both seats)
- ▶ Each recliner will require its own battery pack
- ▶ More information available in General Information Section

Optional Bluetooth Control Module for power motion items(will ship via UPS)

BLUE-R2	2 Control Bluetooth Module	79
----------------	----------------------------	-----------

- ▶ 1 Module per reclining seat is required.

**Clemmons
Suite: 3902**

Category: Leather Upholstery

Clemmons is a large scale grouping with generous cushioning. The heavy padded arm has a subtle flap that adds dimension to the casual style. This group has a loose back & seat cushion. Clemmons is available as a sofa, matching loveseat, matching chair, and ottoman.



Introduced: 4/1/2022 **Country of Origin:** Mexico

Back Loose	Base Wood legs (removable legs)	Seat Boxed loose	Seating Construction Sinuous Wire	Arm Caps Not available	Accent Pillows Optional pillows available see General Information
----------------------	--	----------------------------	---	----------------------------------	--

Stocked Leather Items

3902-XXT Items will be in Thunder Grey leather
3902-XXW Items will be in Whiskey leather

Item	Description	W x D x H	Cubes	Wgt	Units	Price	Stocked Leather Items
3902-62_	Sofa	94x41x36	67.8	167	3	4009	*see above
3902-42_	Loveseat	69x41x36	65.2	134	2	3939	
3902-12_	Chair	45x41x36	33.9	101	1	2939	
3902-01_	Ottoman	38x28x20	16.14	47	0.5	1009	

► There is no "How to Order" for the 3902-XXT or XXW pieces, they are stocked items and only come in leathers noted above.

ACCENT PILLOWS INCLUDED
NONE

Item	Seat Length	Seat Depth	Seat Height	Arm Height
3902-62	72	25	19.9	24
3902-42	48	25	19.9	24
3902-12	24	25	19.9	24

**Conover
Suite: 3743**

Category: Power Motion Upholstery

Adjustable power headrest

Clean crisp casual styling featuring pad-over arms and straight chaise seating. Featuring Zero gravity mechanism for complete stress free reclining along with adjustable headrest articulation and full adjustable lumbar support. Available in leather and vinyl match on out arms and out back. Each end seat of the sofa reclines while the center seat is stationary. Lower half of panel on outside back of motion items is secured with Velcro to allow the panel to adjust in the reclining positions.



Introduced: 8/1/2021 **Country of Origin:** Thailand

Back KD Removable	Mechanism Extended footrest	Seat Chaise pad	Seating Construction Sinuous wire	Arm Caps Not available	Accent Pillows None
--------------------------------	---------------------------------------	---------------------------	---	----------------------------------	-------------------------------

Stocked Leather Items

3743-XXB Items will be in Blue Gray top grain leather/vinyl
3743-XXL Items will be in Light Gray top grain leather/vinyl

Item	Description	W x D x H	Cubes	Wgt	Units	Price	Stocked Leather Items
3743-P62	Motion Sofa w/Power(3/3)	81x41x40	76.9	292	3	4869	*see above
3743-PC42	Motion Loveseat w/Power & Console	72x41x40	68.3	287	2	4869	
3743-P42	Motion Loveseat w/Power	60x41x40	56.9	274	2	4809	
3743-P0	Wallsaver Recliner w/Power	38x41x40	36.1	148	1	3739	

ACCENT PILLOWS INCLUDED
NONE

Item	Seat Length	Seat Depth	Seat Height	Arm Height	Minimum wall clearance	Depth when fully reclined
3743-P62	65	21.5	20	24.5	5	67
3743-PC42	43	21.5	20	24.5	5	67
3743-P42	43	21.5	20	24.5	5	67
3743-P0	21	21.5	20	24.5	5	67

Optional rechargeable battery pack for power motion items(will ship via UPS)

BATT-PACK2	Rechargeable Battery Pack	149
BATT-PACK5	Rechargeable Battery Pack	199

- ▶ Motion Sofa and Motion Loveseat requires 1 battery pack per item(1 battery pack will operate both seats)
- ▶ Each recliner will require its own battery pack
- ▶ More information available in General Information Section

Optional Bluetooth Control Module for power motion items(will ship via UPS)

BLUE-R2	2 Control Bluetooth Module	79
----------------	----------------------------	-----------

- ▶ 1 Module per reclining seat is required.

Category: Power Motion Upholstery

Dixon
Suite: 3744

Adjustable power headrest

Reclining grouping featuring off the floor high leg styling with a roll over club style arm and full panel backs. Available in leather and vinyl match on out arms and out back. Each end seat of the sofa reclines while the center seat is stationary. Lower half of panel on outside back of motion items is secured with Velcro to allow the panel to adjust in the reclining positions.



Introduced: 10/1/2020 Country of Origin: Thailand

Back KD Removable	Mechanism Extended footrest	Seat Chaise pad	Seating Construction Sinuous wire	Arm Caps Not available	Accent Pillows None
--------------------------------	---------------------------------------	---------------------------	---	----------------------------------	-------------------------------

Stocked Leather Items

3744-XXC Items will be in Cobalt top grain leather/vinyl
3744-XXG Items will be in Granite top grain leather/vinyl

Item	Description	W x D x H	Cubes	Wgt	Units	Price	Stocked Leather Items
3744-P62G	Motion Sofa w/Power(3/3)	85x40x39	76.7	263	3	4869	*see above
3744-P42G	Motion Loveseat w/Power	62.5x40x39	56.4	235	2	4809	
3744-P0	Wallsaver Recliner w/Power	39.5x40x39	35.7	143	1	3739	

► Recliner is the only item available in Cobalt.

ACCENT PILLOWS INCLUDED NONE
--

Item	Seat Length	Seat Depth	Seat Height	Arm Height	Minimum wall clearance	Depth when fully reclined
3744-P62	68	21.5	20	25.5	9.5	66
3744-P42	46	21.5	20	25.5	9.5	66
3744-P0	23	21.5	20	25.5	9.5	66

Optional rechargeable battery pack for power motion items(will ship via UPS)

BATT-PACK2	Rechargeable Battery Pack	149
BATT-PACK5	Rechargeable Battery Pack	199

- Motion Sofa and Motion Loveseat requires 1 battery pack per item(1 battery pack will operate both seats)
- Each recliner will require its own battery pack
- More information available in General Information Section

Optional Bluetooth Control Module for power motion items(will ship via UPS)

BLUE-L3	3 Control Bluetooth Module	79
----------------	----------------------------	-----------

- 1 Module per reclining seat is required.

Evo
Suite: 3706

Category: Power Motion Upholstery

Adjustable power headrest(N/A on P20 Armless Chair w/ Power)

The Evo, urbane in its bustle back styling and pad arm with modern wings make for the best way to sit back and recline. Chaise padded seats and a sectioned split back provide maximum comfort with innovative designed designed adjustable headrests. Available in leather and vinyl match on out arms and out back. Each end seat of the sofa reclines while the center seat is stationary. Lower half of panel on outside back of motion items is secured with Velcro to allow the panel to adjust in the reclining positions.



Introduced: 4/1/2016 **Country of Origin:** Thailand

Back KD Removable (except 38)	Mechanism Extended footrest	Seat Chaise pad	Seating Construction Sinuous wire Webbing-38 only	Arm Caps Not available	Accent Pillows None
---	---------------------------------------	---------------------------	--	----------------------------------	-------------------------------

READY TO SHIP - Edgewood

Item	Description	W x D x H	Cubes	Wgt	Units	Price	RTS Leather Items
3706-P62G	Motion Sofa w/Power(3/3)	88x41.5x42	88.8	294	3	4209	Graphite leather/vinyl
3706-PC42G	Motion Loveseat w/Power & Console	78x41.5x42	78.7	285	2	4209	
3706-P0G	Wallsaver Recliner w/Power	42x41.5x42	42.4	152	1	3339	

READY TO SHIP - Conover & Texas

Item	Description	W x D x H	Cubes	Wgt	Units	Price	RTS Leather Items
3706-P62G	Motion Sofa w/Power(3/3)	88x41.5x42	88.8	294	3	4209	Graphite leather/vinyl
3706-PC42G	Motion Loveseat w/Power & Console	78x41.5x42	78.7	285	2	4209	
3706-P42G	Motion Loveseat w/Power	66x41.5x42	66.6	270	2	4139	
3706-P0G	Wallsaver Recliner w/Power	42x41.5x42	42.4	152	1	3339	

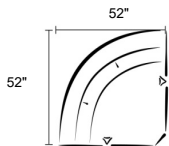
Item	Description	W x D x H	Cubes	Wgt	Units	Price	RTS Leather Items
3706-P62P	Motion Sofa w/Power(3/3)	88x41.5x42	88.8	294	3	4209	Pewter leather/vinyl
3706-PC42P	Motion Loveseat w/Power & Console	78x41.5x42	78.7	285	2	4209	
3706-P42P	Motion Loveseat w/Power	66x41.5x42	66.6	270	2	4139	
3706-P0P	Wallsaver Recliner w/Power	42x41.5x42	42.4	152	1	3339	

Stocked Leather Items

3706-XXG Items will be in Graphite top grain leather/vinyl

3706-XXP Items will be in Pewter top grain leather/vinyl

Item	Description	W x D x H	Cubes	Wgt	Units	Price	Stocked Leather Items	
3706-P62_	Motion Sofa w/Power(3/3)	88x41.5x42	88.8	294	3	4209	*see above	
3706-PC42_	Motion Loveseat w/Power & Console	78x41.5x42	78.7	285	2	4209		
3706-P42_	Motion Loveseat w/Power	66x41.5x42	66.6	270	2	4139		
3706-P0_	Wallsaver Recliner w/Power	42x41.5x42	42.4	152	1	3339		
Sectional Items								
3706-38_	Curved Corner Sectional	*73x41.5x42	73.6	111	2.5	2539		
3706-P23_	LAF Motion Chair w/Power	41x41.5x42	41.4	147	1	2540		
3706-P21_	RAF Motion Chair w/Power	41x41.5x42	41.4	147	1	2540		
3706-20_	Armless Chair	32x41.5x42	32.3	70	1	1470		
3706-P20_	Armless Chair w/Power	32x41.5x42	32.3	110	1	1870		
3706-CT_	Console Table	13x41.5x42	13.1	48	0.5	740		



*Dimensions of the 3706-38_ piece above represents overall size, wall spaced used on each side is indicated to the left

ACCENT PILLOWS INCLUDED	NONE
--------------------------------	------

Pin connectors are preinstalled on the following sectional pieces: 38, P23, P21, 20, P20, CT

Item	Seat Length	Seat Depth	Seat Height	Arm Height	Minimum wall clearance	Depth when fully reclined
3706-P62	64	22	20.5	27	6	69
3706-PC42	42	22	20.5	27	6	69
3706-P42	42	22	20.5	27	6	69
3706-P0	18	22	20.5	27	6	69
3706-38	14*	23	20.5	-	-	-
3706-P23, P21	29	22	20.5	27	6	69
3706-20	32	22	20.5	-	-	-
3706-P20	32	22	20	-	6	69

* The seat length represents length along front of item

Optional rechargeable battery pack for power motion items(will ship via UPS)

BATT-PACK2 Rechargeable Battery Pack	149
BATT-PACK5 Rechargeable Battery Pack	199

- ▶ Motion Sofa and Motion Loveseat requires 1 battery pack per item(1 battery pack will operate both seats)
- ▶ Each recliner or sectional motion chair with power will require its own battery pack
- ▶ More information available in General Information Section

Optional Bluetooth Control Module for power motion items(will ship via UPS)

BLUE-R2 2 Control Bluetooth Module	79
---	-----------

- ▶ 1 Module per reclining seat is required.

**Grant
Suite: 3737**

Category: Power Motion Upholstery

Adjustable power headrest

Grant features pillow top arms and a padded back with decorative stitching across the backs and arms. This group has power recline, power headrest and power lumbar standard. Available in leather and vinyl match on out arms and out back. Each end seat of the sofa reclines while the center seat is stationary. Lower half of panel on outside back of motion items is secured with Velcro to allow the panel to adjust in the reclining positions.



Introduced: 4/1/2019 **Country of Origin:** Thailand

Back KD Removable	Mechanism Extended footrest	Seat Chaise pad	Seating Construction Sinuous wire	Arm Caps Not available	Accent Pillows None
--------------------------------	---------------------------------------	---------------------------	---	----------------------------------	-------------------------------

Stocked Leather Items

3737-XXT Items will be in Truffle top grain leather/vinyl
3737-XXW Items will be in Wheat top grain leather/vinyl

Item	Description	W x D x H	Cubes	Wgt	Units	Price	Stocked Leather Items
3737-P62	Motion Sofa w/Power(3/3)	83x41x42	82.7	307	3	4869	*see above
3737-PC42	Motion Loveseat w/Power & Console	73x41x42	72.7	277	2	4869	
3737-P42	Motion Loveseat w/Power	61x41x42	60.8	292	2	4809	
3737-P0	Wallsaver Recliner w/Power	37x41x42	36.9	156	1	3739	

ACCENT PILLOWS INCLUDED NONE
--

Item	Seat Length	Seat Depth	Seat Height	Arm Height	Minimum wall clearance	Depth when fully reclined
3737-P62	63.5	21	20.5	27	6.5	70
3737-PC42	41	21	20.5	27	6.5	70
3737-P42	41	21	20.5	27	6.5	70
3737-P0	18	21	20.5	27	6.5	70

Optional rechargeable battery pack for power motion items(will ship via UPS)

BATT-PACK2	Rechargeable Battery Pack	149
BATT-PACK5	Rechargeable Battery Pack	199

- ▶ Motion Sofa and Motion Loveseat requires 1 battery pack per item(1 battery pack will operate both seats)
- ▶ Each recliner will require its own battery pack
- ▶ More information available in General Information Section

Optional Bluetooth Control Module for power motion items(will ship via UPS)

BLUE-R2	2 Control Bluetooth Module	79
----------------	----------------------------	-----------

- ▶ 1 Module per reclining seat is required.

Leland

Suite: 3906

Category: Leather Upholstery

Leland is a contemporary style with shaping that flows from the back to the front of the piece with a sloped arm. The group has a loose back and attached seat cushion. Leland is available as a sofa, matching loveseat, matching chair, and ottoman.



Introduced: 4/1/2022 **Country of Origin:** Mexico

Back Loose	Base Wood legs (removable legs)	Seat Attached	Seating Construction Sinuous Wire	Arm Caps Not available	Accent Pillows Optional pillows available see General Information
----------------------	--	-------------------------	---	----------------------------------	--

Stocked Leather Items

3906-XXF Items will be in Flint leather
3906-XXI Items will be in Ice leather

Item	Description	W x D x H	Cubes	Wgt	Units	Price	Stocked Leather Items
3906-62_	Sofa	81x39x35	56.5	143	3	3339	*see above
3906-42_	Loveseat	57x39x35	33.57	114	2	3269	
3906-12_	Chair	33x39x35	18.83	86	1	2269	
3906-01_	Ottoman	30x24x19	8.41	40	0.5	939	

► There is no "How to Order" for the 3906-XXB or XXI pieces, they are stocked items and only come in leathers noted above.

ACCENT PILLOWS INCLUDED
NONE

Item	Seat Length	Seat Depth	Seat Height	Arm Height
3906-62	72	24	20.1	24
3906-42	48	24	20.1	24
3906-12	24	24	20.1	24

**Levitate
Suite: 3740**

Category: Power Motion Upholstery

Adjustable power headrest

This style is heavily padded with detail stitching and a fully padded headrest. All power recline and power headrest. New protected heavy weight leather comes in two colors Diamond(off-white) and Nickel. Features Leggett & Platt ST Cloud mechanism. This mechanism is commonly referred to as Zero G or Zero gravity. The foot rest elevates 4.6 inches higher than standard mechanisms. This gives you the feeling of floating and increases blood circulation by raising your feet above your heart. Extremely relaxing and relieves stress from your back.



Available in leather and vinyl match on out arms and out back. Each end seat of the sofa reclines while the center seat is stationary. Lower half of panel on outside back of motion items is secured with Velcro to allow the panel to adjust in the reclining positions.

Introduced: 10/1/2020 **Country of Origin:** Thailand

Back KD Removable	Mechanism Extended footrest	Seat Chaise pad	Seating Construction Sinuous wire	Arm Caps Not available	Accent Pillows None
--------------------------------	---------------------------------------	---------------------------	---	----------------------------------	-------------------------------

READY TO SHIP - Edgewood & Orlando

Item	Description	W x D x H	Cubes	Wgt	Units	Price	RTS Leather Items
3740-P62N	Motion Sofa w/Power(3/3)	89x42x41	88.7	296	3	4539	Nickel leather/vinyl
3740-PC42N	Motion Loveseat w/Power & Console	78x42x41	77.7	281	2	4539	
3740-P0N	Wallsaver Recliner w/Power	44x42x41	43.8	158	1	3469	

READY TO SHIP - Conover & Texas

Item	Description	W x D x H	Cubes	Wgt	Units	Price	RTS Leather Items
3740-P62D	Motion Sofa w/Power(3/3)	89x42x41	88.7	296	3	4539	Diamond leather/vinyl
3740-PC42D	Motion Loveseat w/Power & Console	78x42x41	77.7	281	2	4539	
3740-P42D	Motion Loveseat w/Power	66x42x41	65.8	267	2	4469	
3740-P0D	Wallsaver Recliner w/Power	44x42x41	43.8	158	1	3469	

Item	Description	W x D x H	Cubes	Wgt	Units	Price	RTS Leather Items
3740-P62N	Motion Sofa w/Power(3/3)	89x42x41	88.7	296	3	4539	Nickel leather/vinyl
3740-PC42N	Motion Loveseat w/Power & Console	78x42x41	77.7	281	2	4539	
3740-P42N	Motion Loveseat w/Power	66x42x41	65.8	267	2	4469	
3740-P0N	Wallsaver Recliner w/Power	44x42x41	43.8	158	1	3469	

Stocked Leather Items

3740-XXD Items will be in Diamond top grain leather/vinyl
3740-XXN Items will be in Nickel top grain leather/vinyl

Item	Description	W x D x H	Cubes	Wgt	Units	Price	Stocked Leather Items
3740-P62_	Motion Sofa w/Power(3/3)	89x42x41	88.7	296	3	4539	*see above
3740-PC42_	Motion Loveseat w/Power & Console	78x42x41	77.7	281	2	4539	
3740-P42_	Motion Loveseat w/Power	66x42x41	65.8	267	2	4469	
3740-P0_	Wallsaver Recliner w/Power	44x42x41	43.8	158	1	3469	

ACCENT PILLOWS INCLUDED NONE
--

Item	Seat Length	Seat Depth	Seat Height	Arm Height	Minimum wall clearance	Depth when fully reclined
3740-P62	64	21	20	27	5	65.5
3740-PC42	41	21	20	27	5	65.5
3740-P42	41	21	20	27	5	65.5
3740-P0	19.5	21	20	27	5	65.5

Optional rechargeable battery pack for power motion items(will ship via UPS)

BATT-PACK2	Rechargeable Battery Pack	149
BATT-PACK5	Rechargeable Battery Pack	199

- ▶ Motion Sofa and Motion Loveseat requires 1 battery pack per item(1 battery pack will operate both seats)
- ▶ Each recliner will require its own battery pack
- ▶ More information available in General Information Section

Optional Bluetooth Control Module for power motion items(will ship via UPS)

BLUE-L3	3 Control Bluetooth Module	79
----------------	----------------------------	-----------

- ▶ 1 Module per reclining seat is required.

**Manteo
Suite: 3750**

Category: Power Motion Upholstery

Manteo is the perfect combination of refinement and comfort. With a clean contoured look, matched with sumptuous padding and soft, double padded arms it will be the ideal collection for the most stylish setting. The collection features a top-grain, heavy weight family friendly, protected leather. Manteo features a power lay flat mechanism for complete stress free reclining along with power adjustable headrests. USB charging ports built into the controls.



Introduced: 4/1/2022 **Country of Origin:** Thailand

Back KD Removable	Mechanism Extended footrest	Seat Chaise pad	Seating Construction Sinuous wire	Arm Caps Not available	Accent Pillows None
--------------------------------	---------------------------------------	---------------------------	---	----------------------------------	-------------------------------

Stocked Leather Items

3750-XXD Items will be in Diamond top grain leather/vinyl
3750-XXS Items will be in Sable top grain leather/vinyl

Item	Description	W x D x H	Cubes	Wgt	Units	Price	Stocked Leather Items
3750-P62	Motion Sofa w/Power(3/3)	86x41x41.5	84.7	285	3	4539	*see above
3750-PC42	Motion Loveseat w/Power & Console	76x41x41.5	74.8	277	2	4539	
3750-P42	Motion Loveseat w/Power	64x41x41.5	63	235	2	4469	
3750-P9	Glider Recliner w/Power	41x41x41.5	40.4	160	1	3469	

ACCENT PILLOWS INCLUDED NONE
--

Item	Seat Length	Seat Depth	Seat Height	Arm Height
3750-P62	65	21	20.5	25
3750-PC42	43	21	20.5	25
3750-P42	43	21	20.5	25
3750-P9	21	21	20.5	25

Optional rechargeable battery pack for power motion items(will ship via UPS)

BATT-PACK2	Rechargeable Battery Pack	149
BATT-PACK5	Rechargeable Battery Pack	199

- ▶ Motion Sofa and Motion Loveseat requires 1 battery pack per item(1 battery pack will operate both seats)
- ▶ Each recliner will require its own battery pack
- ▶ More information available in General Information Section

Optional Bluetooth Control Module for power motion items(will ship via UPS)

BLUE-R2	2 Control Bluetooth Module	79
----------------	----------------------------	-----------

- ▶ 1 Module per reclining seat is required.

Category: Power Motion Upholstery

**Marquee
Suite: 3707**

Adjustable power headrest

The Marquee is the essence of relaxed traditional with its softly shaped nail trimmed arms and bustle back styling, framed by winged sides for the best way to sit back and recline. Chaise padded seats and a sectioned split back provide maximum comfort with innovative designed adjustable headrests. Available in leather and vinyl match on out arms and out back. Each end seat of the sofa reclines while the center seat is stationary. Lower half panel on outside back of motion items is secured with Velcro to allow the panel to adjust in the reclining positions.



Introduced: 4/1/2016 Country of Origin: Thailand

Back KD Removable	Mechanism Extended footrest	Seat Chaise pad	Seating Construction Sinuous wire	Arm Caps Not available	Accent Pillows None
-------------------------	--------------------------------	--------------------	--------------------------------------	---------------------------	------------------------

READY TO SHIP - Edgewood

Item	Description	W x D x H	Cubes	Wgt	Units	Price	RTS Leather Items
3707-P62C	Motion Sofa w/Power(3/3)	84x42x42	85.8	293	3	3809	Chocolate leather/vinyl
3707-PC42C	Motion Loveseat w/Power & Console	74x42x42	75.5	289	2	3809	
3707-P0C	Wallsaver Recliner w/Power	40x42x42	40.8	149	1	2939	

READY TO SHIP - Conover & Texas

Item	Description	W x D x H	Cubes	Wgt	Units	Price	RTS Leather Items
3707-P62C	Motion Sofa w/Power(3/3)	84x42x42	85.8	293	3	3809	Chocolate leather/vinyl
3707-PC42C	Motion Loveseat w/Power & Console	74x42x42	75.5	289	2	3809	
3707-P42C	Motion Loveseat w/Power	62x42x42	63.3	275	2	3739	
3707-P0C	Wallsaver Recliner w/Power	40x42x42	40.8	149	1	2939	

Item	Description	W x D x H	Cubes	Wgt	Units	Price	RTS Leather Items
3707-P62U	Motion Sofa w/Power(3/3)	84x42x42	85.8	293	3	3809	Umber leather/vinyl
3707-PC42U	Motion Loveseat w/Power & Console	74x42x42	75.5	289	2	3809	
3707-P42U	Motion Loveseat w/Power	62x42x42	63.3	275	2	3739	
3707-P0U	Wallsaver Recliner w/Power	40x42x42	40.8	149	1	2939	

Stocked Leather Items

3707-XXC Items will be in Chocolate top grain leather/vinyl
 3707-XXU Items will be in Umber top grain leather/vinyl

Item	Description	W x D x H	Cubes	Wgt	Units	Price	Stocked Leather Items
3707-P62_	Motion Sofa w/Power(3/3)	84x42x42	85.8	293	3	3809	*see above
3707-PC42_	Motion Loveseat w/Power & Console	74x42x42	75.5	289	2	3809	
3707-P42_	Motion Loveseat w/Power	62x42x42	63.3	275	2	3739	
3707-P0_	Wallsaver Recliner w/Power	40x42x42	40.8	149	1	2939	

ACCENT PILLOWS INCLUDED
NONE

Item	Seat Length	Seat Depth	Seat Height	Arm Height	Minimum wall clearance	Depth when fully reclined
3707-P62	66	22	20.5	26.5	5	67
3707-PC42	44	22	20.5	26.5	5	67
3707-P42	44	22	20.5	26.5	5	67
3707-P0	21	22	20.5	26.5	5	67

Optional rechargeable battery pack for power motion items(will ship via UPS)

BATT-PACK2	Rechargeable Battery Pack	149
BATT-PACK5	Rechargeable Battery Pack	199

- ▶ Motion Sofa and Motion Loveseat requires 1 battery pack per item(1 battery pack will operate both seats)
- ▶ Each recliner will require its own battery pack
- ▶ More information available in General Information Section

Optional Bluetooth Control Module for power motion items(will ship via UPS)

BLUE-R2	2 Control Bluetooth Module	79
----------------	----------------------------	-----------

- ▶ 1 Module per reclining seat is required.

NEW

**Norwood
Suite: 3752**

Category: Power Motion Upholstery

Norwood is the perfect combination of refinement and comfort. With a modern contoured look, intricate stitching details, matched with sumptuous padding and soft, padded arms it will be the ideal collection for the most stylish setting. The top-grain, heavy weight leather comes in two trending colors – Tan and Slate. Norwood features a power Zero-Gravity mechanism for complete stress free reclining along with power adjustable headrests. USB charging ports built into the controls.



Introduced: 10/1/2022 **Country of Origin:** Vietnam

Back KD Removable	Mechanism Extended footrest	Seat Chaise pad	Seating Construction Sinuous wire	Arm Caps Not available	Accent Pillows None
--------------------------------	---------------------------------------	---------------------------	---	----------------------------------	-------------------------------

Stocked Leather Items

3752-XXS Items will be in Slate top grain leather/vinyl
3752-XXT Items will be in Tan top grain leather/vinyl

Item	Description	W x D x H	Cubes	Wgt	Units	Price	Stocked Leather Items
3752-P62	Motion Sofa w/Power(3/3)	79x41.5x41.5	78.7	286	3	4209	*see above
3752-PC42	Motion Loveseat w/Power & Console	69x41.5x41.5	68.8	280	2	4209	
3752-P42	Motion Loveseat w/Power	57x41.5x41.5	56.8	225	2	4139	
3752-P0	Glider Recliner w/Power	35x41.5x41.5	34.9	150	1	3209	

ACCENT PILLOWS INCLUDED
NONE

Item	Seat Length	Seat Depth	Seat Height	Arm Height
3752-P62	66	22	19.5	25
3752-PC42	44	22	19.5	25
3752-P42	44	22	19.5	25
3752-P9	22	22	19.5	25

Optional rechargeable battery pack for power motion items(will ship via UPS)

BATT-PACK2	Rechargeable Battery Pack	149
BATT-PACK5	Rechargeable Battery Pack	199

- ▶ Motion Sofa and Motion Loveseat requires 1 battery pack per item(1 battery pack will operate both seats)
- ▶ Each recliner will require its own battery pack
- ▶ More information available in General Information Section

Optional Bluetooth Control Module for power motion items(will ship via UPS)

BLUE-R2	2 Control Bluetooth Module	79
----------------	----------------------------	-----------

- ▶ 1 Module per reclining seat is required.

Category: Power Motion Upholstery

Adjustable power headrest

Modern styling with padded arms, a split pub back, power lumbar and features a lay-flat mechanism. Available in leather and vinyl match on out arms and out back. Each end seat of the sofa reclines while the center seat is stationary. Lower half of panel on outside back of motion items is secured with Velcro to allow the panel to adjust in the reclining positions.



Introduced: 4/1/2018 Country of Origin: Thailand

Back KD Removable	Mechanism Extended footrest	Seat Chaise pad	Seating Construction Sinuous wire	Arm Caps Not available	Accent Pillows None
--------------------------------	---------------------------------------	---------------------------	---	----------------------------------	-------------------------------

READY TO SHIP - Edgewood, & Orlando

Item	Description	W x D x H	Cubes	Wgt	Units	Price	RTS Leather Items
3729-P62F	Motion Sofa w/Power(3/3)	85x42x41.5	85.7	308	3	4869	Flax leather/vinyl
3729-PC42F	Motion Loveseat w/Power & Console	76x42x41.5	76.7	298	2	4869	
3729-P0F	Wallsaver Recliner w/Power	42x42x41.5	42.4	152	1	3739	

READY TO SHIP - Conover & Texas

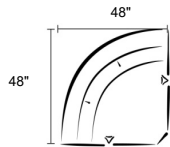
Item	Description	W x D x H	Cubes	Wgt	Units	Price	RTS Leather Items
3729-P62F	Motion Sofa w/Power(3/3)	85x42x41.5	85.7	308	3	4869	Flax leather/vinyl
3729-PC42F	Motion Loveseat w/Power & Console	76x42x41.5	76.7	298	2	4869	
3729-P42F	Motion Loveseat w/Power	64x42x41.5	62.5	284	2	4809	
3729-P0F	Wallsaver Recliner w/Power	42x42x41.5	42.4	152	1	3739	

Item	Description	W x D x H	Cubes	Wgt	Units	Price	RTS Leather Items
3729-P62U	Motion Sofa w/Power(3/3)	85x42x41.5	85.7	308	3	4869	Umber leather/vinyl
3729-PC42U	Motion Loveseat w/Power & Console	76x42x41.5	76.7	298	2	4869	
3729-P42U	Motion Loveseat w/Power	64x42x41.5	62.5	284	2	4809	
3729-P0U	Wallsaver Recliner w/Power	42x42x41.5	42.4	152	1	3739	

Stocked Leather Items

3729-XXF Items will be in Flax top grain leather/vinyl
3729-XXU Items will be in Umber top grain leather/vinyl

Item	Description	W x D x H	Cubes	Wgt	Units	Price	Stocked Leather Items	
3729-P62_	Motion Sofa w/Power(3/3)	85x42x41.5	85.7	308	3	4869	*see above	
3729-PC42_	Motion Loveseat w/Power & Console	76x42x41.5	76.7	298	2	4869		
3729-P42_	Motion Loveseat w/Power	64x42x41.5	62.5	284	2	4809		
3729-P0_	Wallsaver Recliner w/Power	42x42x41.5	42.4	152	1	3739		
Sectional Items								
3729-38_	Curved Corner Sectional	*68.5x40x41.5	65.8	111	1.5	2669		
3729-P23_	LAF Motion Chair w/Power	40.5x40x41.5	38.9	106	1	2670		
3729-P21_	RAF Motion Chair w/Power	40.5x40x41.5	38.9	106	1	2670		
3729-20_	Armless Chair	32x40x41.5	30.7	71	1	1470		
3729-PH20_	Armless Chair w/Power	32x40x41.5	30.7	98	1	2140		
3729-CT_	Console Table	12.5x40x41.5	12	47	0.5	810		



*Dimensions of the 3729-38_ piece above represents overall size, wall spaced used on each side is indicated to the left

ACCENT PILLOWS INCLUDED
NONE

Pin connectors are preinstalled on the following sectional pieces: 38, P23, P21, 20, PH20, CT

Item	Seat Length	Seat Depth	Seat Height	Arm Height	Minimum wall clearance	Depth when fully reclined
3729-P62	65.5	22	20	24.5	6.5	71
3729-PC42	44	22	20	24.5	6.5	71
3729-P42	44	22	20	24.5	6.5	71
3729-P0	21	22	20	24.5	6.5	71
3729-38	16*	21	20	-	-	-
3729-P23, P21	31	21	20	24	7.5	71
3729-20	32	21	20	-	-	-
3729-PH20	32	21	20	-	7.5	71

* The seat length represents length along front of item

Optional rechargeable battery pack for power motion items(will ship via UPS)

BATT-PACK2	Rechargeable Battery Pack	149
BATT-PACK5	Rechargeable Battery Pack	199

- ▶ Motion Sofa and Motion Loveseat requires 1 battery pack per item(1 battery pack will operate both seats)
- ▶ Each recliner will require its own battery pack
- ▶ More information available in General Information Section

Optional Bluetooth Control Module for power motion items(will ship via UPS)

BLUE-L3	3 Control Bluetooth Module	79
----------------	----------------------------	-----------

- ▶ 1 Module per reclining seat is required.

**Prescott
Suite: 3719**

Category: Power Motion Upholstery

Adjustable power headrest

Traditional styling with a bustle back, a saddle seat for comfort and large padded roll arms highlighted with antique brass nails.

Available in leather and vinyl match on out arms and out back. Each end seat of the sofa reclines while the center seat is stationary. Lower half of panel on outside back of motion items is secured with Velcro to allow the panel to adjust in the reclining positions.



Introduced: 10/1/2017 **Country of Origin:** Thailand

Back KD Removable	Mechanism Extended footrest	Seat Chaise pad	Seating Construction Sinuous wire	Arm Caps Not available	Accent Pillows None
--------------------------------	---------------------------------------	---------------------------	---	----------------------------------	-------------------------------

READY TO SHIP - Conover & Texas

Item	Description	W x D x H	Cubes	Wgt	Units	Price	RTS Leather Items
3719-P62W	Motion Sofa w/Power(3/3)	87x41.5x41.5	86.7	295	3	4539	Wheat leather/vinyl
3719-PC42W	Motion Loveseat w/Power & Console	77x41.5x41.5	76.7	280	2	4539	
3719-P42W	Motion Loveseat w/Power	66x41.5x41.5	65.8	266	2	4469	
3719-P0W	Wallsaver Recliner w/Power	43.5x41.5x41.5	43.4	153	1	3469	

Stocked Leather Items

3719-XXE Items will be in Espresso top grain leather/vinyl
3719-XXW Items will be in Wheat top grain leather/vinyl

Item	Description	W x D x H	Cubes	Wgt	Units	Price	Stocked Leather Items
3719-P62	Motion Sofa w/Power(3/3)	87x41.5x41.5	86.7	295	3	4539	*see above
3719-PC42	Motion Loveseat w/Power & Console	77x41.5x41.5	76.7	280	2	4539	
3719-P42	Motion Loveseat w/Power	66x41.5x41.5	65.8	266	2	4469	
3719-P0	Wallsaver Recliner w/Power	43.5x41.5x41.5	43.4	153	1	3469	

ACCENT PILLOWS INCLUDED NONE
--

Item	Seat Length	Seat Depth	Seat Height	Arm Height	Minimum wall clearance	Depth when fully reclined
3719-P62	66	21	20	26	6.5	71
3719-PC42	45	21	20	26	6.5	71
3719-P42	45	21	20	26	6.5	71
3719-P0	22	21	20	26	6.5	71

Optional rechargeable battery pack for power motion items(will ship via UPS)

BATT-PACK2	Rechargeable Battery Pack	149
BATT-PACK5	Rechargeable Battery Pack	199

- ▶ Motion Sofa and Motion Loveseat requires 1 battery pack per item(1 battery pack will operate both seats)
- ▶ Each recliner will require its own battery pack
- ▶ More information available in General Information Section

Optional Bluetooth Control Module for power motion items(will ship via UPS)

BLUE-R2	2 Control Bluetooth Module	79
----------------	----------------------------	-----------

- ▶ 1 Module per reclining seat is required.

**Tompkins
Suite: 3742**

Category: Power Motion Upholstery

Adjustable power headrest

Reclining grouping featuring off the floor high leg styling with a track arm and split back. Available in leather and vinyl match on out arms and out back. Each end seat of the sofa reclines while the center seat is stationary. Lower half of panel on outside back of motion items is secured with Velcro to allow the panel to adjust in the reclining positions.



Introduced: 10/1/2020 **Country of Origin:** Thailand

Back KD Removable	Mechanism Extended footrest	Seat Chaise pad	Seating Construction Sinuous wire	Arm Caps Not available	Accent Pillows None
--------------------------------	---------------------------------------	---------------------------	---	----------------------------------	-------------------------------

Stocked Leather Items

3742-XXA Items will be in Artic top grain leather/vinyl
3742-XXS Items will be in Smoke top grain leather/vinyl

Item	Description	W x D x H	Cubes	Wgt	Units	Price	Stocked Leather Items
3742-P62	Motion Sofa w/Power(3/3)	79x40x40.5	74.1	261	3	4869	*see above
3742-P42	Motion Loveseat w/Power	57x40x40.5	53.4	233	2	4809	
3742-P0	Wallsaver Recliner w/Power	34x40x40.5	34.7	137	1	3739	

ACCENT PILLOWS INCLUDED NONE
--

Item	Seat Length	Seat Depth	Seat Height	Arm Height	Minimum wall clearance	Depth when fully reclined
3742-P62	68	20.5	19.5	24	9.5	68.5
3742-P42	46	20.5	19.5	24	9.5	68.5
3742-P0	23	20.5	19.5	24	9.5	68.5

Optional rechargeable battery pack for power motion items(will ship via UPS)

BATT-PACK2	Rechargeable Battery Pack	149
BATT-PACK5	Rechargeable Battery Pack	199

- ▶ Motion Sofa and Motion Loveseat requires 1 battery pack per item(1 battery pack will operate both seats)
- ▶ Each recliner will require its own battery pack
- ▶ More information available in General Information Section

Optional Bluetooth Control Module for power motion items(will ship via UPS)

BLUE-L3	3 Control Bluetooth Module	79
----------------	----------------------------	-----------

- ▶ 1 Module per reclining seat is required.

Wilson

Suite: 3904

Category: Leather Upholstery

Classic describes the Wilson grouping. With its subtle shape to the track arms, contrasting stitching, and semi-attached box back, the Wilson grouping conveys casual sophistication and comfort. The group is available as a sofa, matching loveseat, matching chair, and ottoman.



Introduced: 4/1/2022 **Country of Origin:** Mexico

Back	Base	Seat	Seating Construction	Arm Caps	Accent Pillows
Semi-attached	Wood legs (removable legs)	Boxed loose	Sinuous Wire	Not available	Optional pillows available see General Information

Stocked Leather Items

3904-XXB Items will be in Bark leather
3904-XXP Items will be in Pecan leather

Item	Description	W x D x H	Cubes	Wgt	Units	Price	Stocked Leather Items
3904-62_	Sofa	82x39x35	67.8	150	3	3339	*see above
3904-42_	Loveseat	58x39x35	42.38	118	2	3269	
3904-12_	Chair	34x39x35	25.3	86	1	2269	
3904-01_	Ottoman	30x28x16	12.46	35	0.5	939	
Sectional Items							
3904-67_	RAF Sectional Sofa	92x39x35	75	154	3	4009	
3904-66_	LAF Sectional Sofa	92x39x35	75	154	3	4009	
3904-43_	LAF Sect. Loveseat	53x39x35	40	93.5	2	2800	
3904-41_	RAF Sect. Loveseat	53x39x35	40	93.5	2	2800	
3904-20_	Armless Chair	24x39x35	16	44	1	1540	

NEW - Sectional items

► There is no "How to Order" for the 3904-XXB or XXP pieces, they are stocked items and only come in leathers noted above.

ACCENT PILLOWS INCLUDED
NONE

Item	Seat Length	Seat Depth	Seat Height	Arm Height
3904-62	72	24	18	24.5
3904-42	48	24	18	24.5
3904-12	24	24	18	24.5
3904-67, 66	72.5	24	18	24.5
3904-43, 41	48	24	18	24.5
3904-20	24	24	18	--

**Carson
Suite: 3513**

Category: Power Motion Upholstery

Adjustable power headrest

Large oversized Big-Mans chair at 45' tall with power reclining lumbar and padded arms. Available in leather and vinyl match on out arms and out back. Lower half panel of outside back is secured with Velcro to allow the panel to adjust in the reclining positions. Lay flat mechanism.



Introduced: 4/1/2018 **Country of Origin:** Thailand

Back KD Removable	Mechanism Extended footrest	Seat Chaise pad	Seating Construction Sinuous wire	Arm Caps Not available	Accent Pillows None
--------------------------------	---------------------------------------	---------------------------	---	----------------------------------	-------------------------------

Stocked Leather Items

3513-XXQ Items will be in Quartz top grain leather/vinyl
3513-XXT Items will be in Truffle top grain leather/vinyl

Item	Description	W x D x H	Cubes	Wgt	Units	Price	Stocked Leather Items
3513-P0_	Wallsaver Recliner w/Power	42.5x45.5x45	50.4	172	1	3069	*see above

Item	Seat Length	Seat Depth	Seat Height	Arm Height	Minimum wall clearance	Depth when fully reclined
3513-P0	20	24	20.5	27	10	76

Optional rechargeable battery pack for power motion items(will ship via UPS)

BATT-PACK2	Rechargeable Battery Pack	149
BATT-PACK5	Rechargeable Battery Pack	199

- ▶ Each recliner will require its own battery pack
- ▶ More information available in General Information Section

Optional Bluetooth Control Module for power motion items(will ship via UPS)

BLUE-L3	3 Control Bluetooth Module	79
----------------	----------------------------	-----------

- ▶ 1 Module per reclining seat is required.

Category: Power Motion Upholstery

Elliot
Suite: 3521

Adjustable power headrest

The Elliot offers casual styling with comfortable rounded arms and a plush pub back. Distinct higher legs accent this recliner. The Elliot features a power headrest. Available in leather and vinyl match on out arms and out back. Lower half panel of outside back is secured with Velcro to allow the panel to adjust in the reclining positions. Lay flat mechanism.



Introduced: 10/1/2018 Country of Origin: Thailand

Back	Mechanism	Seat	Seating Construction	Arm Caps	Accent Pillows
KD Removable	Extended footrest	Chaise pad	Sinuous wire	Not available	None

Stocked Leather Items

3521-XXF Items will be in Flax top grain leather/vinyl

3521-XXK Items will be in Kobe top grain leather/vinyl

Item	Description	W x D x H	Cubes	Wgt	Units	Price	Stocked Leather Items
3521-P0	Wallsaver Recliner w/Power	37x41.5x42	37.3	144	1	2669	*see above

Item	Seat Length	Seat Depth	Seat Height	Arm Height	Minimum wall clearance	Depth when fully reclined
3521-P0	22	21	20.5	27	14	67.5

Optional rechargeable battery pack for power motion items(will ship via UPS)

BATT-PACK2	Rechargeable Battery Pack	149
BATT-PACK5	Rechargeable Battery Pack	199

- ▶ Each recliner will require its own battery pack
- ▶ More information available in General Information Section

Optional Bluetooth Control Module for power motion items(will ship via UPS)

BLUE-R2	2 Control Bluetooth Module	79
----------------	----------------------------	-----------

- ▶ 1 Module per reclining seat is required.

**Matthews
Suite: 3501**

Category: Power Motion Upholstery

Adjustable power headrest

Features a clean contemporary look with a top back head bolster and reverse L shaped track arms
Available in leather and vinyl match on out arms and out back. Lower half panel of outside back is secured with Velcro to allow the panel to adjust in the reclining positions. Lay flat mechanism.



Introduced: 10/1/2017 **Country of Origin:** Thailand

Back KD Removable	Mechanism Extended footrest	Seat Chaise pad	Seating Construction Sinuous wire	Arm Caps Not available	Accent Pillows None
--------------------------------	---------------------------------------	---------------------------	---	----------------------------------	-------------------------------

Stocked Leather Items

3501-XXI Items will be in Indigo top grain leather/vinyl
3501-XXP Items will be in Pewter top grain leather/vinyl

Item	Description	W x D x H	Cubes	Wgt	Units	Price	Stocked Leather Items
3501-P0_	Wallsaver Recliner w/Power	35x40x41	33.2	125	1	2539	*see above
3501-P9_	Glider Recliner w/Power	35x40x41	33.2	125	1	2669	

Item	Seat Length	Seat Depth	Seat Height	Arm Height	Minimum wall clearance	Depth when fully reclined
3501-P0, P9	21.5	20.5	20	24	8	70

Optional rechargeable battery pack for power motion items(will ship via UPS)

BATT-PACK2	Rechargeable Battery Pack	149
BATT-PACK5	Rechargeable Battery Pack	199

- ▶ Each recliner will require its own battery pack
- ▶ More information available in General Information Section

Optional Bluetooth Control Module for power motion items(will ship via UPS)

BLUE-R2	2 Control Bluetooth Module	79
----------------	----------------------------	-----------

- ▶ 1 Module per reclining seat is required.

Category: Power Motion Upholstery

Olsen
Suite: 3511

Adjustable power headrest

Features rolled paneled arms with brass finish nail head accents for a traditional look with Power lumbar back support. Available in leather and vinyl match on out arms and out back. Lower half panel of outside back is secured with Velcro to allow the panel to adjust in the reclining positions. Lay flat mechanism.



Introduced: 10/1/2017 Country of Origin: Thailand

Back KD Removable	Mechanism Extended footrest	Seat Chaise pad	Seating Construction Sinuous wire	Arm Caps Not available	Accent Pillows None
--------------------------------	---------------------------------------	---------------------------	---	----------------------------------	-------------------------------

Stocked Leather Items

3511-XXE Items will be in Espresso top grain leather/vinyl
3511-XXU Items will be in Umber top grain leather/vinyl

Item	Description	W x D x H	Cubes	Wgt	Units	Price	Stocked Leather Items
3511-P0	Wallsaver Recliner w/Power	39x41.5x42	40.8	166	1	3069	*see above
3511-P9	Glider Recliner w/Power	39x41.5x42	40.8	166	1	3209	

Item	Seat Length	Seat Depth	Seat Height	Arm Height	Minimum wall clearance	Depth when fully reclined
3511-P0, P9	22	21	20	26	7.5	72

Optional rechargeable battery pack for power motion items(will ship via UPS)

BATT-PACK2	Rechargeable Battery Pack	149
BATT-PACK5	Rechargeable Battery Pack	199

- ▶ Each recliner will require its own battery pack
- ▶ More information available in General Information Section

Optional Bluetooth Control Module for power motion items(will ship via UPS)

BLUE-L3	3 Control Bluetooth Module	79
----------------	----------------------------	-----------

- ▶ 1 Module per reclining seat is required.

Category: Fabric

Pattern	Color	Price	Per	Grd	Fabric Code	Fabric Type	Contents	Repeat	Cleaning Code
How to order cut fabric yardage:			1.	Quantity:			(# of yards desired in whole #'s)		
			2.	Item #:		FABRIC			
			3.	Option:			(list actual fabric # requested)		

Double Rub Breakdown

Light Duty - 3,000 minimum double rubs. Best suited for occasional use furniture.
 Medium Duty - 9,000 minimum double rubs. Versatile. Good for living or family rooms.
 Heavy Duty - 15,000 minimum double rubs. Ideal for living rooms, family rooms or heavily trafficked areas.
 Extra Heavy Duty - 50,000 min double rubs. Ideal for family & pet friendly homes. Suitable for the highest traffic areas.

1424	1	Linen	\$39.00	YD	25	A	Foundation	100% Polyester	0" Vertical	SW
	9	Sterling							0" Horizontal	
		Introduced: October '13					Comments: Heavy Duty			
		Railroaded								
		Performance								
		Repels and resists water-based liquids and stains.								
		This fabric is subject to dye lot variations. Actual fabric color may vary slightly from the swatch & is considered normal.								
		Varying yarn weights used in this construction create a textured surface that is considered an inherent characteristic of this fabric.								

1474	0	White	\$29.00	YD	22	A	Foundation	100% Polypropylene	0" Vertical	WS
	8	Latte							0" Horizontal	
	29	Charcoal								
	39	Gray								
		Introduced: May '16					Comments: Heavy Duty			
		Railroaded								
		Performance: Revolution								
		Soil and stain resistant								
		This fabric is inherently stain resistant with no added chemical treatment.								
		This fabric is subject to dye lot variations. Actual fabric color may vary slightly from the swatch & is considered normal.								
		Varying yarn weights used in this construction create a textured surface that is considered an inherent characteristic of this fabric.								

1486	1	Oyster	\$39.00	YD	24	A	Foundation	70% Polypropylene 30% Polyester	0" Vertical 0" Horizontal	SW
		Introduced: May '16					Comments: Heavy Duty			
		Railroaded								
		Performance: Revolution								
		Soil and stain resistant								
		This fabric is inherently stain resistant with no added chemical treatment.								
		Varying yarn weights used in this construction create a textured surface that is considered an inherent characteristic of this fabric.								
		The unique weaving process used to produce this fabric will create areas where the darker yarns penetrate the face giving a peppered appearance.								

1487	1	Beige	\$39.00	YD	23	A	Foundation	100% Polyester	0" Vertical	SW
	5	Rain							0" Horizontal	
	15	Seamist								
		Introduced: May '16					Comments: Heavy Duty			
		Railroaded								
		Performance								
		Repels and resists water-based liquids and stains.								
		This fabric is subject to dye lot variations. Actual fabric color may vary slightly from the swatch & is considered normal.								
		Varying yarn weights used in this construction create a textured surface that is considered an inherent characteristic of this fabric.								

Category: Fabric

Pattern	Color	Price	Per	Grd	Fabric Code	Fabric Type	Contents	Repeat	Cleaning Code
1545	1 Linen	\$39.00	YD	25	B	Foundation	88% Polyester 12% Linen	0" Vertical 0" Horizontal	W
<p>Introduced: December '18 Up the roll / Non-railroaded Performance Repels and resists water-based liquids and stains. The unique weaving process used to produce this fabric will create areas where the darker yarns penetrate the face giving a peppered appearance.</p>									
1548	1 Putty	\$39.00	YD	24	A	Foundation	85% Polyester 15% Acrylic	0" Vertical 0" Horizontal	WS
<p>Introduced: December '18 Railroaded Performance Repels and resists water-based liquids and stains. The unique weaving process used to produce this fabric will create areas where the darker yarns penetrate the face giving a peppered appearance.</p>									
1550	1 Linen 5 Denim 15 Lagoon 19 Fog	\$39.00	YD	23	A	Foundation	100% Olefin	0" Vertical 0" Horizontal	WS
<p>Introduced February '19 Railroaded Performance: Sustain Soil and stain resistant This fabric is inherently stain resistant with no added chemical treatment. Varying yarn weights used in this construction create a textured surface that is considered an inherent characteristic of this fabric. Colors 1 Linen, 15 Lagoon and 19 Fog are also available in the BenchMade Dining program as 1550-XXD.</p>									
1556	15 Rain	\$49.00	YD	24	A	Foundation	95% Polypropylene 5% Polyester	0" Vertical 0" Horizontal	WS
<p>Introduced: May '19 Railroaded Performance: Revolution Soil and stain resistant This fabric is inherently stain resistant with no added chemical treatment. Varying yarn weights used in this construction create a textured surface that is considered an inherent characteristic of this fabric.</p>									
1557	1 Oatmeal 19 Platinum	\$39.00	YD	23	A	Foundation	99% Polypropylene 1% Polyester	0" Vertical 0" Horizontal	WS
<p>Introduced: August '19 Railroaded Performance: Revolution Soil and stain resistant This fabric is inherently stain resistant with no added chemical treatment. Varying yarn weights used in this construction create a textured surface that is considered an inherent characteristic of this fabric.</p>									
1558	9 Charcoal 29 Smoke	\$39.00	YD	24	A	Foundation	100% Polyester	0" Vertical 0" Horizontal	S
<p>Introduced: August '19 Railroaded Varying yarn weights used in this construction create a textured surface that is considered an inherent characteristic of this fabric</p>									
1559	18 Sand 19 Dove	\$39.00	YD	23	A	Foundation	100% Polyester	0" Vertical 0" Horizontal	S
<p>Introduced: August '19 Railroaded This fabric is subject to dye lot variations. Actual fabric color may vary slightly from the swatch and is considered normal. Varying yarn weights used in this construction create a textured surface that is considered an inherent characteristic of this fabric</p>									

Category: Fabric

Pattern	Color	Price	Per	Grd	Fabric Code	Fabric Type	Contents	Repeat	Cleaning Code
1563	0 Oatmeal 15 Seamist	\$49.00	YD	24	A	Foundation	100% Polyester	0" Vertical 0" Horizontal	SW
	Introduced: August '19 Railroaded Performance Repels and resists water-based liquids and stains. Varying yarn weights used in this construction create a textured surface that is considered an inherent characteristic of this fabric Comments: Heavy Duty								
1564	0 Bone 15 Seamist 19 Dove	\$29.00	YD	22	A	Foundation	91% Polypropylene 9% Polyester	0" Vertical 0" Horizontal	SW
	Introduced: August '19 Railroaded Performance: Revolution Soil and stain resistant This fabric is inherently stain resistant with no added chemical treatment. Varying yarn weights used in this construction create a textured surface that is considered an inherent characteristic of this fabric Comments: Heavy Duty								
1566	0 Bone 1 Cream 15 Rain 19 Dove 29 Gray	\$59.00	YD	26	A	Foundation	92% Polyester 8% Linen	0" Vertical 0" Horizontal	W
	Introduced: December '19 Railroaded Performance: Crypton Soil and stain resistant Repels and resists water-based liquids and stains. 1566-0 also available as body fabric on cover FC194-0 for the 2716-XXFC pieces. 1566-29 also available as body fabric on cover FC194-29 for the 2716-XXFC pieces. Colors 0 Bone, 1 Cream, 19 Dove and 29 Gray are also available in the BenchMade Dining program as 1566-XXD. Comments: Extra Heavy Duty								
1568	1 Cream 5 Denim 8 Latte 9 Charcoal 19 Driftwood	\$29.00	YD	22	A	Foundation	100% Polyester	0" Vertical 0" Horizontal	WS
	Introduced: December '19 Railroaded Performance Repels and resists water-based liquids and stains. Comments: Heavy Duty								
1569	0 Bone 2 Chamois 19 Dove 21 Oyster	\$39.00	YD	23	A	Foundation	100% Polyester	0" Vertical 0" Horizontal	SW
	Introduced: December '19 Railroaded Performance Repels and resists water-based liquids and stains. This fabric is subject to dye lot variations. Actual fabric color may vary slightly from the swatch and is considered normal. Comments: Heavy Duty								
1570	1 Pearl 14 Leaf 19 Fog 39 Ash	\$39.00	YD	23	A	Foundation	100% Polyester Vault	0" Vertical 0" Horizontal	S
	Introduced: August '21 Railroaded This fabric is subject to dye lot variations. Actual fabric color may vary slightly from the swatch and is considered normal. Comments: Heavy Duty								

Category: Fabric

Pattern	Color	Price	Per	Grd	Fabric Code	Fabric Type	Contents	Repeat	Cleaning Code
1572	89 Domino	\$49.00	YD	25	A	Foundation	84% Polyester 16% Acrylic	0" Vertical 0" Horizontal	S
<p>Introduced: March '20 Railroaded Comments: Heavy Duty Varying yarn weights used in this construction create a textured surface that is considered an inherent characteristic of this fabric.</p>									
1574	0 Oyster 5 Denim 9 Pewter 15 Mist 18 Truffle 19 Dove 21 Pebble 28 Stone 38 Mocha	\$29.00	YD	22	A	Foundation	100% Polypropylene Macarena	0" Vertical 0" Horizontal	WS
<p>Introduced: December '20 Colors 5 Denim, 9 Pewter, 15 Mist, and 19 Dove introduced June '21 Colors 18 Truffle, 28 Stone, and 38 Mocha introduced August '21 Comments: Heavy Duty Railroaded Performance: Revolution Soil and stain resistant This fabric is inherently stain resistant with no added chemical treatment. This fabric is subject to dye lot variations. Actual fabric color may vary slightly from the swatch & is considered normal. 1574-0 also available as body fabric on cover FC199-0 on 2715-XXFC pieces. 1574-21 also available as body fabric on cover FC199-21 on 2715-XXFC pieces.</p>									
1576	0 Cream	\$29.00	YD	22	A	Foundation	100% Polyester Henderson	0" Vertical 0" Horizontal	W
<p>Introduced: June '21 Railroaded Comments: Heavy Duty Varying yarn weights used in this construction create a textured surface that is considered an inherent characteristic of this fabric.</p>									
1577	19 Dove	\$49.00	YD	24	A	Foundation	54% Acrylic 46% Polyester	0" Vertical 0" Horizontal	WS
<p>Introduced: September '20 Railroaded Comments: Heavy Duty Varying yarn weights used in this construction create a textured surface that is considered an inherent characteristic of this fabric.</p>									
1578	1 Bone 5 Indigo 15 Rain 18 Mocha	\$29.00	YD	22	A	Foundation	100% Polypropylene Bogart	0" Vertical 0" Horizontal	WS
<p>Introduced: September '20 Colors 5 Indigo, 15 Rain introduced June '21 Comments: Heavy Duty Railroaded Performance: Revolution Soil and stain resistant This fabric is inherently stain resistant with no added chemical treatment. Varying yarn weights used in this construction create a textured surface that is considered an inherent characteristic of this fabric. 1578-1 also available as body fabric on cover FC198-1 for the 2787-XXFC pieces. 1578-18 also available as body fabric on cover FC198-18 for the 2787-XXFC pieces.</p>									

Category: Fabric

Pattern	Color	Price	Per	Grd	Fabric Code	Fabric Type	Contents	Repeat	Cleaning Code
1581	4 Pine	\$29.00	YD	22	A	Foundation	100% Polyester	0" Vertical	W
	5 Indigo					Bennett		0" Horizontal	
	6 Tangerine								
	7 Tomato								
	8 Coffee								
	9 Black								
	12 Buff								
	14 Moss								
	15 Mist								
	18 Praline								
	24 Celadon								
	25 Bermuda								
	26 Apricot								
	35 Peacock								
	45 Violet								
	55 Denim								
	Introduced: June '21			Comments: Extra Heavy Duty					
	Colors 4 Pine, 5 Indigo, 6 Tangerine, 7 Tomato, 8 Coffee, 9 Black, 12 Buff, 15 Mist, 18 Praline, 25 Bermuda, 35 Peacock and 55 Denim introduced June '21								
	Colors 14 Moss, 24 Celadon, 26 Apricot and 45 Violet introduced: August '21								
	Railroaded								
	This fabric is subject to dye lot variations. Actual fabric color may vary slightly from the swatch & is considered normal.								
	Varying yarn weights used in this construction create a textured surface that is considered an inherent characteristic of this fabric.								
1582	0 Cloud	\$39.00	YD	24	A	Foundation	99% Olefin	0" Vertical	WS
	1 Oyster					Aspen	1% Polyester	0" Horizontal	
	5 Chambray								
	Introduced: August '21			Comments: Extra Heavy Duty					
	Railroaded								
	Performance: Sustain								
	Soil and stain resistant								
	This fabric is inherently stain resistant with no added chemical treatment.								
	Varying yarn weights used in this construction create a textured surface that is considered an inherent characteristic of this fabric.								
1583	0 Snow	\$49.00	YD	24	A	Foundation	98% Polypropylene	0" Vertical	WS
	11 Alabaster					Dreamy	2% Polyester	0" Horizontal	
	19 Dove								
	Introduced: June '21			Comments: Heavy Duty					
	Railroaded								
	Performance: Revolution								
	Soil and stain resistant								
	This fabric is inherently stain resistant with no added chemical treatment.								
	Varying yarn weights used in this construction create a textured surface that is considered an inherent characteristic of this fabric.								
	1583-11 also available as body fabric on cover FC222-11 for the 2611-XXFC effective December '22.								
	1583-19 also available as body fabric on cover FC222-19 for the 2611-XXFC effective December '22.								
	Also available in the BenchMade Dining program as 1583-XXD.								
1584	1 Cloud	\$59.00	YD	26	A	Foundation	100% Polyester	0" Vertical	SW
	9 Charcoal					Sheridan		0" Horizontal	
	Introduced: June '21			Comments: Heavy Duty					
	Railroaded								
	Performance								
	Repels and resists water-based liquids and stains.								
	Varying yarn weights used in this construction create a textured surface that is considered an inherent characteristic of this fabric.								

Category: Fabric

Pattern	Color	Price	Per	Grd	Fabric Code	Fabric Type	Contents	Repeat	Cleaning Code				
1586	2 Wheat	\$20.50	YD	26	A	Foundation	65% Acrylic	0" Vertical	WS				
	4 Jade					Gina	35% Polyester	0" Horizontal					
	5 Azure												
	11 Oatmeal												
	17 Cranberry												
	19 Smoke												
39 Pebble													
		Introduced: August '21		Comments: Heavy Duty									
		Railroaded											
		Varying yarn weights used in this construction create a textured surface that is considered an inherent characteristic of this fabric.											
1587	9 Slate	\$59.00	YD	26	A	Foundation	97% Polyester	0" Vertical	W				
						Riverton	3% Acrylic	0" Horizontal					
						Introduced: August '21		Comments: Heavy Duty					
						Railroaded							
						Performance							
						Repels and resists water-based liquids and stains							
		Varying yarn weights used in this construction create a textured surface that is considered an inherent characteristic of this fabric.											
1588	1 Ivory	\$49.00	YD	24	C	Foundation	61% Polypropylene	0.4" Vertical	S				
	5 Denim					Lucent	39% Rayon	1.7" Horizontal					
	15 Rain												
	18 Beige												
	19 Dove												
						Introduced: August '21		Comments: Heavy Duty					
		Railroaded											
		Varying yarn weights used in this construction create a textured surface that is considered an inherent characteristic of this fabric. The unique weaving process used to produce this fabric will create areas where the darker yarns penetrate the face giving a peppered appearance.											
1590	5 Denim	\$29.00	YD	23	B	Foundation	100% Polyester	0" Vertical	WS				
	9 Iron					Murray		0" Horizontal					
	12 Putty												
	15 Sky												
	18 Toast												
	25 Teal												
		Introduced: August '21		Comments: Heavy Duty									
		Up the roll / Non-railroaded											
		Varying yarn weights used in this construction create a textured surface that is considered an inherent characteristic of this fabric.											
1591	1 Oyster	\$39.00	YD	23	A	Foundation	100% Polyester	0" Vertical	W				
	5 Denim					Powell		0" Horizontal					
	12 Camel												
		Introduced: August '21		Comments: Heavy Duty									
		Railroaded											
		Performance											
		Repels and resists water-based liquids and stains.											
		Varying yarn weights used in this construction create a textured surface that is considered an inherent characteristic of this fabric.											

Category: Fabric

Pattern	Color	Price	Per	Grd	Fabric Code	Fabric Type	Contents	Repeat	Cleaning Code
1592	1 Oyster	\$39.00	YD	23	A	Foundation	100% Polyester	0" Vertical	W
	5 Denim					Galway		0" Horizontal	
	18 Pepper								
	19 Pewter								
	28 Sand								
	Introduced: August '21			Comments: Heavy Duty					
	Railroaded								
	Performance								
	Repels and resists water-based liquids and stains.								
	Varying yarn weights used in this construction create a textured surface that is considered an inherent characteristic of this fabric. The unique weaving process used to produce this fabric will create areas where the darker yarns penetrate the face giving a peppered appearance.								
1593	0 White	\$39.00	YD	23	A	Foundation	100% Cotton	0" Vertical	S
	1 Pearl					Davenport		0" Horizontal	
	4 Boxwood								
	5 Navy								
	7 Flamingo								
	8 Raffia								
	9 Black								
	14 Pear								
	15 Rain								
	18 Sand								
	19 Gunmetal								
	25 Marine								
	28 Almond								
	29 Silver								
	35 Sapphire								
	38 Beach								
	39 Sterling								
	45 Seamist								
	49 Zinc								
	55 Aloe								
	58 Chestnut								
	59 Charcoal								
	68 Mahogany								
	Introduced: August '21			Comments: Heavy Duty					
	Railroaded								
	This fabric is subject to dye lot variations. Actual fabric color may vary slightly from the swatch & is considered normal.								
	Available as a Contrast welt.								
1594	5 Denim	\$59.00	YD	26	A	Foundation	75% Cotton	0" Vertical	S
	9 Graphite					Urban Rider	25% Polyester	0" Horizontal	
	Introduced: April '22			Comments: Extra Heavy Duty					
	Railroaded								
	Creases and wrinkles are inherent characteristics of this fabric and should be considered part of its comfort and beauty.								
	This fabric is piece-dyed & rock-tumbled to achieve the unique distressed finish. The amount of distressing & color variation will differ within every roll. Actual fabric color & amount of distressing will vary from swatch & is considered normal.								
1595	1 Oyster	\$29.00	YD	22	A	Foundation	100% Polyester	0" Vertical	W
	5 Navy					Hampstead		0" Horizontal	
	19 Dove								
	Introduced: April '22			Comments: Extra Heavy Duty					
	Railroaded								
	Varying yarn weights used in this construction create a textured surface that is considered an inherent characteristic of this fabric. The unique weaving process used to produce this fabric will create areas where the darker yarns penetrate the face giving a peppered appearance.								

Category: Fabric

Pattern	Color	Price	Per	Grd	Fabric Code	Fabric Type	Contents	Repeat	Cleaning Code
1596	0 Oyster	\$39.00	YD	23	A	Foundation	100% Polyester	0" Vertical	SW
	11 Sand					Lambkin	0" Horizontal		
	19 Fog								
		Introduced: April '22		Comments: Extra Heavy Duty					
		Railroaded							
		Varying yarn weights used in this construction create a textured surface that is considered an inherent characteristic of this fabric.							
1597	1 Alabaster	\$69.00	YD	27	A	Foundation	51% Rayon	0" Vertical	SW
	4 Wintergreen					Antwerp	25% Linen	0" Horizontal	
	5 Denim						24% Polyester		
	8 Mocha								
	9 Zinc								
	11 Linen								
		Introduced: April '22		Comments: Extra Heavy Duty					
		Railroaded							
		This fabric is subject to dye lot variations. Actual fabric color may vary slightly from the swatch & is considered normal.							
		Varying yarn weights used in this construction create a textured surface that is considered an inherent characteristic of this fabric.							
1598	1 Oyster	\$39.00	YD	23	A	Foundation	100% Polyester	0" Vertical	S/W
	5 Eclipse					Alley	0" Horizontal		
	8 Café								
	19 Stone								
		Introduced: April '22		Comments: Heavy Duty					
		Railroaded							
		This fabric is subject to dye lot variations. Actual fabric color may vary slightly from the swatch & is considered normal.							
		Varying yarn weights used in this construction create a textured surface that is considered an inherent characteristic of this fabric.							
		1598-1 also available as body fabric on cover FC198-1 for the 2728-XXFC pieces.							
		1598-19 also available as body fabric on cover FC198-19 for the 2728-XXFC pieces.							
		Colors 1 Oyster and 19 Stone are available in the Carolina Upholstery program as 1598-XU.							
1599	0 Vanilla	\$29.00	YD	22	A	Foundation	100% Polyester	0" Vertical	S
	9 Pewter					Stella	0" Horizontal		
	19 Pepper								
		Introduced: April '22		Comments: Heavy Duty					
		Railroaded							
		Varying yarn weights used in this construction create a textured surface that is considered an inherent characteristic of this fabric. Depending on how fabric is viewed areas can appear lighter or darker within the piece. This shading or napping occurs naturally and should not be considered defective.							
1600	0 Oyster	\$39.00	YD	23	A	Foundation	95% Polyester	0" Vertical	S/W
	1 Putty					Camila	5% Linen	0" Horizontal	
	9 Pebble								
	19 Smoke								
		Introduced: April '22		Comments: Heavy Duty					
		Railroaded							
		Varying yarn weights used in this construction create a textured surface that is considered an inherent characteristic of this fabric.							
1601	0 Cloud	\$69.00	YD	27	A	Foundation	100% Polyester	0" Vertical	S
	2 Linen					Angelina	0" Horizontal		
	11 Cream								
	19 Smoke								
		Introduced: December '22		Comments: Heavy Duty					
		Railroaded							
		The yarns in any pile fabric such as chenille and velvet will flatten and move creating natural wear patterns.							

Category: Fabric

Pattern	Color	Price	Per	Grd	Fabric Code	Fabric Type	Contents	Repeat	Cleaning Code
1607	0 Cloud	\$29.00	YD	22	A	Foundation	100% Polypropylene	0" Vertical	WS
	9 Zinc					Bellaire		0" Horizontal	
	19 Driftwood								
									Comments: Heavy Duty
									Introduced April '23
									Railroaded
									Performance: Revolution
									Soil and stain resistant
									This fabric is inherently stain resistant with no added chemical treatment.
									This fabric is subject to dye lot variations. Actual color may vary slightly from the swatch and is considered normal.
									This fabric is also available as body fabric on covers FC223-0, FC223-9 and FC223-19 for the 2762-XXFC pieces.
									Also available in the BenchMade Dining program as 1607-XXD.
1608	1 Canvas	\$29.00	YD	22	A	Foundation	100% Polypropylene	0" Vertical	WS
	18 Sisal					Laredo		0" Horizontal	
	19 Chrome								
									Comments: Heavy Duty
									Introduced April '23
									Railroaded
									Performance: Revolution
									Soil and stain resistant
									This fabric is inherently stain resistant with no added chemical treatment.
									This fabric is subject to dye lot variations. Actual color may vary slightly from the swatch and is considered normal.
									This fabric is also available as body fabric on covers FC224-1, FC224-18 and FC224-19 for the 2768-XXFC pieces.
									Colors 18 Sisal and 19 Chrome are available in the Carolina Upholstery program as 1608-XXU.
									Also available in the BenchMade Dining program as 1608-XXD.
1609	0 White	\$29.00	YD	21	A	Foundation	100% Polyester	0" Vertical	W
	2 Sand					Bonterra		0" Horizontal	
	19 Dove								
									Comments: Extra Heavy Duty
									Introduced April '23
									This fabric is subject to dye lot variations. Actual color may vary slightly from the swatch and is considered normal.
									Also available in the Carolina Upholstery program as 1609-XXU.
1610	1 Oyster	\$29.00	YD	21	A	Foundation	100% Polyester	0" Vertical	W
	9 Graphite					Ashfield		0" Horizontal	
									Comments: Heavy Duty
									Introduced April '23
									This fabric is subject to dye lot variations. Actual color may vary slightly from the swatch and is considered normal.
									Color 1 is available in the Carolina Upholstery program as 1610-1U.
1611	2 Rye	\$19.00	YD	21	A	Foundation	100% Polyester	0" Vertical	S
	5 Azure					Hoffman		0" Horizontal	
	19 Wheat								
									Comments: Heavy Duty
									Introduced April '23
									This fabric is subject to dye lot variations. Actual color may vary slightly from the swatch and is considered normal.
									Also available in the Carolina Upholstery program as 1611-XXU.
1612	0 Oyster	\$29.00	YD	21	A	Foundation	100% Polyester	0" Vertical	SW
	5 Ink					Infinity		0" Horizontal	
	15 Sky								
	18 Camel								
	19 Pebble								
									Comments: Heavy Duty
									Introduced April '23
									This fabric is subject to dye lot variations. Actual color may vary slightly from the swatch and is considered normal.
									The unique weaving process used to produce this fabric will create areas where the darker yarns penetrate the face giving a peppered appearance.
									Also available in the Carolina Upholstery program as 1612-XXU.
2465	9 Latte	\$79.00	YD	31	C	Foundation	78% Polyester 17% Rayon 5% Flax	21.1" Vertical 13.5" Horizontal	S
						Marshall			
									Comments: Extra Heavy Duty
									Introduced: August '21
									Railroaded
									The unique weaving process used to produce this fabric will create areas where the darker yarns penetrate the face giving a peppered appearance.

Category: Fabric

Pattern	Color	Price	Per	Grd	Fabric Code	Fabric Type	Contents	Repeat	Cleaning Code
2474	19 Fog	\$39.00	YD	24	C	Foundation	72% Polyester 11% Acrylic 8% Linen 7% Cotton 2% Rayon	0" Vertical 0.6" Horizontal	W
Introduced: December '18 Railroaded Comments: Medium Duty This fabric is subject to dye lot variations. Actual fabric color may vary slightly from the swatch & is considered normal.									
2482	1 Oyster 5 Denim 9 Gray	\$49.00	YD	25	C	Foundation	53% Polyester 47% Cotton	0.1" Vertical 0.3" Horizontal	S
Introduced: May '19 Color 1 Oyster introduced March '20 Railroaded Comments: Heavy Duty Varying yarn weights used in this construction create a textured surface that is considered an inherent characteristic of this fabric.									
2493	1 Oatmeal	\$89.00	YD	29	A	Foundation	37% Cotton 31% Viscose 22% Polyester 10% Linen	0.6" Vertical 2.1" Horizontal	S
Introduced: August '19 Railroaded Comments: Heavy Duty Varying yarn weights used in this construction create a textured surface that is considered an inherent characteristic of this fabric.									
2501	5 Denim 8 Latte	\$49.00	YD	25	D	Correlate	51% PCR Polyester 49% Polyester	7" Vertical 7" Horizontal	SW
Introduced: August '19 Railroaded Comments: Extra Heavy Duty Varying yarn weights used in this construction create a textured surface that is considered an inherent characteristic of this fabric. This fabric is woven using some recycled yarns resulting in color variations. This is considered normal. Actual color may slightly vary from the swatch.									
2503	4 Seaglass 5 Denim 9 Smoke	\$69.00	YD	30	D	Correlate	94% Polyester 6% Polyester Chenille	20.4" Vertical 14.3" Horizontal	S
Introduced: December '19 Up the roll / Non-railroaded Comments: Heavy Duty This fabric is subject to dye lot variations. Actual fabric color may vary slightly from the swatch & is considered normal.									
2509	19 Dove	\$59.00	YD	28	D	Correlate	99% Olefin 1% Polyester	11.4" Vertical 14.3" Horizontal	WS
Introduced: December '19 Railroaded Performance: Sustain Soil and stain resistant Comments: Heavy Duty This fabric is inherently stain resistant with no added chemical treatment. Varying yarn weights used in this construction create a textured surface that is considered an inherent characteristic of this fabric.									
2512	12 Stone	\$49.00	YD	25	C	Foundation Kivett	100% Polyester	3.8" Vertical 3.8" Horizontal	WS
Introduced: August '21 Railroaded Comments: Heavy Duty This fabric is subject to dye lot variations. Actual fabric color may vary slightly from the swatch & is considered normal.									
2513	1 Oyster 9 Gray	\$59.00	YD	27	D	Correlate	53% Cotton 47% Polyester	0" Vertical 8.8" Horizontal	S
Introduced: March '20 Railroaded Comments: Heavy Duty This fabric is subject to dye lot variations. Actual fabric color may vary slightly from the swatch & is considered normal.									

Category: Fabric

Pattern	Color	Price	Per	Grd	Fabric Code	Fabric Type	Contents	Repeat	Cleaning Code
2519	5 Navy 9 Domino 18 Almond 29 Gray	\$29.00	YD	22	C	Foundation Shiplap	100% Polypropylene	0" Vertical 2.1" Horizontal	WS
	Introduced: June '21 Railroaded Performance: Revolution Soil and stain resistant This fabric is inherently stain resistant with no added chemical treatment. Varying yarn weights used in this construction create a textured surface that is considered an inherent characteristic of this fabric. The unique weaving process used to produce this fabric will create areas where the darker yarns penetrate the face giving a peppered appearance.								
2520	5 Lapis 8 Mocha 29 Smoke	\$59.00	YD	27	C	Foundation Calistoga	100% Polyester	2.5" Vertical 2.4" Horizontal	S
	Introduced: June '21 Railroaded This fabric is subject to dye lot variations. Actual fabric color may vary slightly from the swatch & is considered normal. Varying yarn weights used in this construction create a textured surface that is considered an inherent characteristic of this fabric.								
2521	15 Rain 19 Gray 38 Sand	\$49.00	YD	25	C	Foundation Berwyn	97% Polyester 3% Rayon	3.1" Vertical 3.1" Horizontal	S
	Introduced: August '21 Railroaded This fabric is subject to dye lot variations. Actual fabric color may vary slightly from the swatch & is considered normal. Varying yarn weights used in this construction create a textured surface that is considered an inherent characteristic of this fabric.								
2522	1 Linen 8 Toast	\$49.00	YD	24	C	Foundation Flynn	100% Polypropylene	0" Vertical 2.3" Horizontal	WS
	Introduced: June '21 Railroaded Performance: Revolution Soil and stain resistant This fabric is inherently stain resistant with no added chemical treatment. Varying yarn weights used in this construction create a textured surface that is considered an inherent characteristic of this fabric.								
2523	1 Linen 9 Charcoal 19 Slate	\$39.00	YD	24	D	Correlate Harriet	100% Polypropylene	7" Vertical 7.6" Horizontal	WS
	Introduced: June '21 Railroaded Performance: Revolution Soil and stain resistant This fabric is inherently stain resistant with no added chemical treatment. This fabric is subject to dye lot variations. Actual fabric color may vary slightly from the swatch & is considered normal.								
2524	5 Navy 9 Black	\$49.00	YD	27	D	Correlate Correze	36% Rayon 27% Polyester 24% Linen 7% Cotton 6% Acrylic	9.2" Vertical 0" Horizontal	W
	Introduced: June '21 Railroaded This fabric is subject to dye lot variations. Actual fabric color may vary slightly from the swatch & is considered normal. Varying yarn weights used in this construction create a textured surface that is considered an inherent characteristic of this fabric.								

Category: Fabric

Pattern	Color	Price	Per	Grd	Fabric Code	Fabric Type	Contents	Repeat	Cleaning Code
2525	5 Denim	\$39.00	YD	24	C	Foundation Sterlington	71% Polyester 13% Acrylic 9% Linen 7% Cotton	4.7" Vertical 4.4" Horizontal	W
							Introduced: June '21 Railroaded Comments: Medium Duty	The unique weaving process used to produce this fabric will create areas where the darker yarns penetrate the face giving a peppered appearance.	
2526	5 Indigo 9 Charcoal	\$39.00	YD	24	C	Foundation Maywick	77% Polyester 13% Acrylic 10% Linen	3.6" Vertical 3.6" Horizontal	W
							Introduced: June '21 Railroaded Comments: Medium Duty	The unique weaving process used to produce this fabric will create areas where the darker yarns penetrate the face giving a peppered appearance.	
2527	7 Port 15 Rain 18 Brindle 19 Pewter	\$49.00	YD	25	D	Correlate Prospect	100% Polyester	0.5" Vertical 0.5" Horizontal	S
							Introduced: June '21 Up the roll / Non-railroaded Comments: Heavy Duty	Varying yarn weights used in this construction create a textured surface that is considered an inherent characteristic of this fabric.	
2528	4 Moss 5 Indigo 15 Denim	\$89.00	YD	30	C	Foundation Linework	60% Polyester 37% Cotton 3% Linen	4.5" Vertical 0" Horizontal	S
							Introduced: August '21 Comments: Heavy Duty	This fabric is subject to dye lot variations. Actual fabric color may vary slightly from the swatch & is considered normal. Varying yarn weights used in this construction create a textured surface that is considered an inherent characteristic of this fabric.	
2532	9 Domino 15 Blue 19 Pebble	\$89.00	YD	30	C	Correlate Déjà vu	100% Polyester	1.3" Vertical 0" Horizontal	S
							Introduced: April '22 Railroaded Comments: Extra Heavy Duty	Varying yarn weights used in this construction create a textured surface that is considered an inherent characteristic of this fabric.	
2533	5 Ocean 19 Oat	\$39.00	YD	24	C	Foundation Quigley	100% Polyester	0" Vertical 7.4" Horizontal	W
							Introduced: April '22 Railroaded Comments: Heavy Duty	Varying yarn weights used in this construction create a textured surface that is considered an inherent characteristic of this fabric.	
2534	1 Cloud 4 Aloe 15 Mist	\$49.00	YD	26	D	Correlate Coatbridge	73% Olefin 27% UV Polyester	8.1" Vertical 0.2" Horizontal	SW
							Introduced: April '22 Railroaded Comments: Extra Heavy Duty	Performance: Sustain Soil and stain resistant This fabric is inherently stain resistant with no added chemical treatment. Varying yarn weights used in this construction create a textured surface that is considered an inherent characteristic of this fabric.	
2536	5 Navy 11 Putty 15 Bermuda	\$59.00	YD	26	C	Foundation Newcomer	38% PCR Polyester 36% Rayon 26% Polyester	0" Vertical 6.8" Horizontal	S
							Introduced: April '22 Railroaded Comments: Extra Heavy Duty	Varying yarn weights used in this construction create a textured surface that is considered an inherent characteristic of this fabric. It is woven using some recycled yarns resulting in color variations. This is considered normal. Actual color may slightly vary from the swatch.	

Category: Fabric

Pattern	Color	Price	Per	Grd	Fabric Code	Fabric Type	Contents	Repeat	Cleaning Code
2537	5 Indigo	\$39.00	YD	24	C	Foundation	63% Cotton	0" Vertical	SW
	9 Ebony					Fanshaw	23% Polyester 14% Polypropylene	8.4" Horizontal	
		Introduced: April '22		Comments: Heavy Duty					
		Railroaded							
		Varying yarn weights used in this construction create a textured surface that is considered an inherent characteristic of this fabric.							
2538	5 Sailor	\$89.00	YD	30	C	Foundation	60% PI Cotton	1" Vertical	S
	8 Sand					Verge	40% PI Polyester	0.1" Horizontal	
		Introduced: April '22		Comments: Heavy Duty					
		Railroaded							
		Varying yarn weights used in this construction create a textured surface that is considered an inherent characteristic of this fabric. It is woven using recycled yarns resulting in color variations. This is considered normal.							
		Actual color may slightly vary from the swatch.							
2539	0 Cloud	\$69.00	YD	29	C	Foundation	100% Polypropylene	0.4" Vertical	WS
	19 Fog					Cuddle		8.5" Horizontal	
		Introduced: December '22		Comments: Heavy Duty					
		Railroaded							
		Performance: Revolution							
		Soil and stain resistant							
		This fabric is inherently stain resistant with no added chemical treatment.							
		Varying yarn weights used in this construction create a textured surface that is considered an inherent characteristic of this fabric.							
2540	1 Ivory	\$89.00	YD	32	D	Correlate	81% Polyester	12.7" Vertical	S
	4 Celadon					Aris	19% Cotton	14.3" Horizontal	
	5 Harbor								
	6 Amber								
	19 Nickel								
		Introduced: December '22		Comments: Heavy Duty					
		Railroaded							
		Varying yarn weights used in this construction create a textured surface that is considered an inherent characteristic of this fabric.							
2541	4 Moss	\$39.00	YD	23	C	Foundation	68% Polypropylene	3.4" Vertical	WS
	5 Ink					Friaze	32% Polyester	27.8" Horizontal	
	8 Linen								
	16 Café								
	19 Slate								
		Introduced: December '22		Comments: Heavy Duty					
		Railroaded							
		Performance							
		Soil and stain resistant							
		This fabric is inherently stain resistant with no added chemical treatment.							
2542	2 Linen	\$59.00	YD	25	A	Foundation	53% Cotton	0" Vertical	S
	5 Chambray					Crosby	47% Polyester	0.3" Horizontal	
	7 Papaya								
	19 Pebble								
	29 Cement								
		Introduced: December '22		Comments: Heavy Duty					
		Railroaded							
		This fabric is subject to dye lot variations. Actual fabric color may vary slightly from the swatch & is considered normal.							
2543	2 Goldenrod	\$89.00	YD	32	D	Correlate	58% Viscose	9" Vertical	S
	9 Gunmetal					Zoe	34% Polyester	0" Horizontal	
	19 Dove						8% Acrylic		
		Introduced: December '22		Comments: Heavy Duty					
		Railroaded							
		Varying yarn weights used in this construction create a textured surface that is considered an inherent characteristic of this fabric.							

Category: Fabric

Pattern	Color	Price	Per	Grd	Fabric Code	Fabric Type	Contents	Repeat	Cleaning Code
2810	9 Charcoal	\$59.00	YD	28	C	Foundation	63% Cotton 25% Polyester 12% Rayon	3.2" Vertical 6.8" Horizontal	S
					Introduced: May '16 Railroaded Comments: Heavy Duty This fabric is subject to dye lot variations. Actual fabric color may vary slightly from the swatch & is considered normal. Varying yarn weights used in this construction create a textured surface that is considered an inherent characteristic of this fabric.				
3488	15 Seamist	\$89.00	YD	34	D	Correlate	51% Polyester 35% Cotton 11% Acrylic 3% Linen	3.9" Vertical 3.5" Horizontal	S
					Introduced: May '16 Up the roll / Non-railroaded Comments: Heavy Duty This fabric is subject to dye lot variations. Actual fabric color may vary slightly from the swatch & is considered normal. Varying yarn weights used in this construction create a textured surface that is considered an inherent characteristic of this fabric.				
3512	5 Sapphire 6 Spice	\$69.00	YD	31	E	Correlate Mesa	67% Polyester 33% Polyester Chenille	27" Vertical 28.9" Horizontal	S
					Introduced: May '17 Railroaded Comments: Heavy Duty The yarns in any pile fabric such as chenille and velvet will flatten and move creating natural wear patterns.				
3517	8 Truffle	\$69.00	YD	32	E	Correlate	100% Polyester	14.4" Vertical 32.7" Horizontal	WS
					Introduced October '17 Up the roll / Non-railroaded Comments: Heavy Duty This fabric is subject to dye lot variations. Actual fabric color may vary slightly from the swatch & is considered normal. The yarns in any pile fabric such as chenille and velvet will flatten and move creating natural wear patterns.				
3526	1 Cloud 5 Denim	\$89.00	YD	33	C	Foundation	61% Polyester 33% Cotton 5% PCR Polyester 1% Nylon	5.3" Vertical 1.4" Horizontal	WS
					Introduced: August '18 Color 5 Denim introduced May '19. Railroaded Comments: Heavy Duty Varying yarn weights used in this construction create a textured surface that is considered an inherent characteristic of this fabric. This fabric is woven using some recycled yarns resulting in color variations. This inherent characteristic is considered normal. Actual color may slightly vary from the swatch.				
3536	0 Snow 1 Pearl 5 Indigo 6 Blush 12 Sand 14 Meadow	\$99.00	YD	31	B	Foundation Quentin	42% Cotton 39% Olefin 19% Polyester	0.7" Vertical 0.4" Horizontal	S
					Introduced: June '21 Up the roll / Non-railroaded Comments: Heavy Duty This fabric is subject to dye lot variations. Actual fabric color may vary slightly from the swatch & is considered normal.				
4253	4 Aquamist 19 Slate	\$49.00	YD	29	E	Correlate	100% Cotton	24.5" Vertical 27" Horizontal	S
					Introduced: October '14 Color 4 Aquamist introduced December '19 Up the roll / Non-railroaded Comments: Medium Duty Varying yarn weights used in this construction create a textured surface that is considered an inherent characteristic of this fabric. This is a printed fabric and is subject to minor color variations. The actual color may vary slightly from the swatch.				
4293	15 Seamist	\$69.00	YD	32	E	Correlate	55% Linen 45% Rayon	25.3" Vertical 13.5" Horizontal	S
					Introduced: May '17 Up the roll / Non-railroaded Comments: Heavy Duty This is a printed fabric and is subject to minor color variations. The actual color may vary slightly from the swatch.				

Category: Fabric

Pattern	Color	Price	Per	Grd	Fabric Code	Fabric Type	Contents	Repeat	Cleaning Code
4314	15 Seamist 26 Coral	\$69.00	YD	31	E	Correlate Amelia	90% Polyester 10% Linen	26.3" Vertical 28" Horizontal	S
Introduced: May '19 Color 26 Coral introduced: June '21 Up the roll / Non-railroaded Varying yarn weights used in this construction create a textured surface that is considered an inherent characteristic of this fabric. This is a printed fabric and is subject to minor color variations. The actual color may vary slightly from the swatch.									
4315	15 Seamist	\$69.00	YD	30	E	Correlate	95% Polyester 5% Linen	13.5" Vertical 13.5" Horizontal	S
Introduced: May '19 Up the roll / Non-railroaded Varying yarn weights used in this construction create a textured surface that is considered an inherent characteristic of this fabric. This is a printed fabric and is subject to minor color variations. The actual color may vary slightly from the swatch.									
4323	5 Rain	\$69.00	YD	29	E	Correlate	50% Polyester 24% Cotton 14% Linen 12% Rayon	13.5" Vertical 13.5" Horizontal	S
Introduced: December '19 Up the roll / Non-railroaded This is a printed fabric and is subject to minor color variations. The actual color may vary slightly from the swatch.									
4324	5 Rain	\$49.00	YD	25	D	Correlate	100% Cotton	13.4" Vertical 6.6" Horizontal	SW
Introduced: March '20 Railroaded Not recommended for use on Motion Upholstery. This is a printed fabric is subject to minor color variations. The actual color may vary slightly from the swatch.									
4333	15 Mineral 16 Coral	\$69.00	YD	31	E	Correlate Tera Vine	100% Cotton	27" Vertical 27" Horizontal	S
Introduced: June '21 Up the roll / Non-railroaded This is a printed fabric and is subject to minor color variations. The actual color may vary slightly from the swatch.									
4337	5 Navy 15 Sky	\$69.00	YD	29	E	Correlate Sea Trellis	100% Cotton	13.5" Vertical 13.5" Horizontal	S
Introduced: June '21 Railroaded This is a printed fabric and is subject to minor color variations. The actual color may vary slightly from the swatch.									
4338	4 Jade 5 Ocean	\$99.00	YD	35	E	Correlate Paloma	90% Cotton 10% Linen	24.5" Vertical 27" Horizontal	S
Introduced: June '21 Up the roll / Non-railroaded This is a printed fabric and is subject to minor color variations. The actual color may vary slightly from the swatch.									
4339	4 Jade 5 Navy 25 Azure	\$99.00	YD	35	E	Correlate Tropical Birds	100% Cotton	15" Vertical 27" Horizontal	S
Introduced: June '21 Up the roll / Non-railroaded This is a printed fabric and is subject to minor color variations. The actual color may vary slightly from the swatch.									
4340	1 Cashew 4 Emerald 5 Ocean	\$79.00	YD	31	E	Correlate Lorraine	36% Polyester 26% Cotton 22% Viscose 16% Linen	13.5" Vertical 13.5" Horizontal	S
Introduced: August '21 Up the roll / Non-railroaded Varying yarn weights used in this construction create a textured surface that is considered an inherent characteristic of this fabric. This is a printed fabric and is subject to minor color variations. The actual color may vary slightly from the swatch.									
4341	5 Indigo 9 Ebony	\$59.00	YD	28	E	Correlate Byblos	100% Cotton	6.3" Vertical 13.5" Horizontal	WS
Introduced: May '22 Up the roll / Non-railroaded This is a printed fabric and is subject to minor color variations. The actual color may vary slightly from the swatch.									

Category: Fabric

Pattern	Color	Price	Per	Grd	Fabric Code	Fabric Type	Contents	Repeat	Cleaning Code
4342	5 Ocean 14 Wintergreen	\$99.00	YD	34	E	Correlate Kavali	100% Polyester	18.6" Vertical 13.5" Horizontal	S
						Comments: Medium Duty			
						Introduced: May '22 Railroaded			
						This is a printed fabric and is subject to minor color variations. The actual color may vary slightly from the swatch.			
4343	5 Indigo 6 Spice 12 Hay	\$59.00	YD	27	D	Correlate Panchal	80% Polyester 20% Linen	13.5" Vertical 13.5" Horizontal	S
						Comments: Medium Duty			
						Introduced: December '22 Railroaded			
						This is a printed fabric and is subject to minor color variations. The actual color may vary slightly from the swatch.			
4344	8 Raffia 15 Blue Spruce	\$79.00	YD	29	B	Foundation Jupiter	90% Polyester 10% Linen	15.3" Vertical 13.3" Horizontal	S
						Comments: Heavy Duty			
						Introduced: December '22 Up the Roll / Non-railroaded			
						This is a printed fabric and is subject to minor color variations. The actual color may vary slightly from the swatch. Based on layout and scale, this fabric will be applied randomly to the furniture selection. Not recommended as a body fabric.			
4345	2 Cashew 3 Paintbox 5 Coastal 15 Flax	\$79.00	YD	31	E	Correlate Explorer	36% Polyester 26% Cotton 22% Viscose 16% Linen	13.5" Vertical 13.5" Horizontal	S
						Comments: Heavy Duty			
						Introduced: December '22 Up the Roll / Non-railroaded			
						This is a printed fabric and is subject to minor color variations. The actual color may vary slightly from the swatch.			
5112	9 Charcoal	\$89.00	YD	32	C	Foundation	56% Polyester 28% Cotton 12% Viscose 4% Linen	8.5" Vertical 4.3" Horizontal	S
						Comments: Heavy Duty			
						Introduced: May '16 Railroaded			
						Varying yarn weights used in this construction create a textured surface that is considered an inherent characteristic of this fabric.			
5159	5 Lagoon	\$69.00	YD	29	C	Foundation	81% Polyester 11% Cotton 7% PCR Polyester 1% Nylon	8.4" Vertical 2.3" Horizontal	WS
						Comments: Heavy Duty			
						Introduced: August '18 Railroaded			
						This fabric is woven using some recycled yarns resulting in color variations. This inherent characteristic is considered normal. Actual color may slightly vary from the swatch.			
5163	5 Navy 19 Dove	\$49.00	YD	26	A	Foundation	100% Polyester	0.5" Vertical 0.5" Horizontal	S
						Comments; Extra Heavy Duty			
						Introduced: December '18 Color 5 Navy introduced May '19. Railroaded			
						Varying yarn weights used in this construction create a textured surface that is considered an inherent characteristic of this fabric. Based on layout and scale, this fabric will be applied randomly to the furniture selection.			
5167	1 Bone	\$89.00	YD	35	E	Correlate	56% Polyester 44% Cotton	36.7" Vertical 14.3" Horizontal	S
						Comments: Heavy Duty			
						Introduced: December '18 Railroaded			
						The unique weaving process used to produce this fabric will create areas where the darker yarns penetrate the face giving a peppered appearance.			
5171	19 Fog	\$49.00	YD	26	B	Foundation	100% Polyester	7.5" Vertical 7.3" Horizontal	S
						Comments: Heavy Duty			
						Introduced: December '18 Up the roll / Non-railroaded			
						The yarns in this pile will move and flatten with use, creating natural wear patterns. These surface variations should not be considered faulty or defective.			

Category: Fabric

Pattern	Color	Price	Per	Grd	Fabric Code	Fabric Type	Contents	Repeat	Cleaning Code
5187	2 Goldenrod	\$69.00	YD	27	C	Foundation	42% Cotton 38% Polyester 20% Rayon	7" Vertical 7" Horizontal	S
Introduced: May '19 Railroaded Comments: Extra Heavy Duty Varying yarn weights used in this construction create a textured surface that is considered an inherent characteristic of this fabric.									
5188	1 Champagne 15 Rain	\$139.00	YD	35	B	Foundation	50% Viscose 50% Polyester	7" Vertical 5" Horizontal	S
Introduced: May '19 Color 15 Rain introduced August '19 Comments: Extra Heavy Duty Up the roll / Non-railroaded Based on layout and scale, this fabric will be applied randomly to the furniture selection. The yarns in any pile fabric such as chenille and velvet will flatten and move creating natural wear patterns.									
5190	5 Denim 9 Gray	\$99.00	YD	34	E	Correlate	75% Polyester 13% Acrylic 12% Linen	18.5" Vertical 9" Horizontal	S
Introduced: May '19 Comments: Heavy Duty Up the roll / Non-railroaded									
5195	6 Spice	\$89.00	YD	33	E	Correlate	78% Polyester 15% Acrylic 7% Linen	14" Vertical 11.8" Horizontal	S
Introduced: May '19 Comments: Heavy Duty Up the roll / Non-railroaded									
5204	9 Sterling	\$29.00	YD	22	A	Foundation Graph	100% Polyester	0" Vertical 0" Horizontal	S
Introduced: August '21 Railroaded Comments: Heavy Duty This fabric is subject to dye lot variations. Actual fabric color may vary slightly from the swatch & is considered normal.									
5214	9 Fog	\$49.00	YD	26	C	Foundation	100% Polyester	8.6" Vertical 14" Horizontal	S
Introduced: August '19 Railroaded Comments: Medium Duty This fabric is subject to dye lot variations. Actual fabric color may vary slightly from the swatch & is considered normal.									
5217	5 Indigo 9 Granite 15 Dewmist	\$59.00	YD	27	E	Correlate	100% Polyester	6.9" Vertical 7.2" Horizontal	W
Introduced: August '19 Railroaded Comments: Heavy Duty Performance Repels and resists water-based liquids and stains. This fabric is subject to dye lot variations. Actual fabric color may vary slightly from the swatch & is considered normal.									
5220	15 Rain	\$69.00	YD	30	E	Correlate	58% Polyester 21% Cotton 11% Linen 10% Viscose	4" Vertical 1.7" Horizontal	S
Introduced: December '19 Comments: Heavy Duty Up the roll / Non-railroaded									
5238	5 Indigo	\$49.00	YD	26	D	Correlate Faye	100% Polyester	2" Vertical 2" Horizontal	S
Introduced: June '21 Railroaded Comments: Heavy Duty This fabric is subject to dye lot variations. Actual fabric color may vary slightly from the swatch & is considered normal.									
5242	19 Dove	\$49.00	YD	25	C	Foundation	60% Polyester 40% Cotton	2.3" Vertical 3.4" Horizontal	S
Introduced: March '20 Railroaded Comments: Heavy Duty Varying yarn weights used in this construction create a textured surface that is considered an inherent characteristic of this fabric.									

Category: Fabric

Pattern	Color	Price	Per	Grd	Fabric Code	Fabric Type	Contents	Repeat	Cleaning Code
5244	5 Rain 19 Dove	\$59.00	YD	26	B	Foundation	100% Polyester	3.1" Vertical 2.8" Horizontal	S
<p>Introduced: September '20 Up the roll / Non-railroaded Comments: Extra Heavy Duty This fabric is subject to dye lot variations. Actual fabric color may vary slightly from the swatch & is considered normal. Varying yarn weights used in this construction create a textured surface that is considered an inherent characteristic for this fabric.</p>									
5245	15 Blue	\$69.00	YD	29	E	Correlate Coral Reef	99% Polypropylene 1% Polyester	18.6" Vertical 35.3" Horizontal	WS
<p>Introduced: June '21 Railroaded Comments: Heavy Duty Performance: Revolution Soil and stain resistant. This fabric is inherently stain resistant with no added chemical treatment. Varying yarn weights used in this construction create a textured surface that is considered an inherent characteristic of this fabric.</p>									
5246	1 Linen 2 Straw 5 Indigo 19 Platinum 35 Seamist	\$39.00	YD	24	C	Foundation Jasper	78% Polypropylene 22% Polyester	5.4" Vertical 13.8" Horizontal	WS
<p>Introduced: August '21 Railroaded Comments: Medium Duty Varying yarn weights used in this construction create a textured surface that is considered an inherent characteristic of this fabric.</p>									
5247	1 Porcelain 5 Indigo 11 Oatmeal 15 Lagoon 17 Garnet 19 Fog 24 Honeydew 28 Sable	\$39.00	YD	23	A	Foundation Rhyme	100% Polyester	6.2" Vertical 26.8" Horizontal	WS
<p>Introduced: June '21 Railroaded Comments: Heavy Duty This fabric is subject to dye lot variations. Actual fabric color may vary slightly from the swatch & is considered normal. Based on layout and scale, this fabric will be applied randomly to the furniture selection. Depending on how fabric is viewed areas can appear lighter and darker within the piece. This shading or napping occurs naturally and should not be considered defective.</p>									
5248	1 Linen	\$59.00	YD	27	E	Correlate Argyle	60% Polyester 40% Cotton	13.6" Vertical 6.9" Horizontal	S
<p>Introduced: June '21 Railroaded Comments: Heavy Duty Varying yarn weights used in this construction create a textured surface that is considered an inherent characteristic of this fabric. The unique weaving process used to produce this fabric will create areas where the darker yarns penetrate the face giving a peppered appearance.</p>									
5250	5 Sapphire 6 Coral 14 Moss 19 Silver	\$59.00	YD	28	E	Correlate Rockley	83% Polyester 17% Cotton	2" Vertical 1.4" Horizontal	WS
<p>Introduced: August '21 Up the roll / Non-railroaded Comments: Heavy Duty Performance Repels and resists water-based liquids and stains.</p>									

Category: Fabric

Pattern	Color	Price	Per	Grd	Fabric Code	Fabric Type	Contents	Repeat	Cleaning Code
5252	5 Indigo 19 Fog	\$89.00	YD	30	C	Foundation Alden	77% Cotton 23% Polyester	0.7" Vertical 0.6" Horizontal	S
Introduced: June '21 Railroaded Comments: Extra Heavy Duty Varying yarn weights used in this construction create a textured surface that is considered an inherent characteristic of this fabric.									
5253	5 Sapphire 11 Champagne	\$89.00	YD	33	E	Correlate Bloomtastic	83% Polyester 14% Rayon 3% Linen	27.5" Vertical 29.8" Horizontal	S
Introduced: August '21 Up the roll / Non-railroaded Comments: Heavy Duty Varying yarn weights used in this construction create a textured surface that is considered an inherent characteristic of this fabric. The unique weaving process used to produce this fabric will create areas where the darker yarns penetrate the face giving a peppered appearance.									
5255	15 Azure	\$109.00	YD	34	E	Correlate Buttons	86% Viscose 14% Polyester	2.2" Vertical 3.5" Horizontal	S
Introduced: June '21 Up the roll / Non-railroaded Comments: Heavy Duty Varying yarn weights used in this construction create a textured surface that is considered an inherent characteristic of this fabric.									
5256	19 Smoke	\$69.00	YD	29	E	Correlate Whisper	100% Polyester	27.8" Vertical 14.4" Horizontal	S
Introduced: August '21 Up the roll / Non-railroaded Comments: Extra Heavy Duty Varying yarn weights used in this construction create a textured surface that is considered an inherent characteristic of this fabric.									
5257	7 Claret 35 Gunmetal	\$69.00	YD	29	E	Correlate Alonso	99% Polypropylene 1% Polyester	14" Vertical 26.3" Horizontal	WS
Introduced: August '21 Railroaded Comments: Heavy Duty Performance: Revolution Soil and stain resistant This fabric is inherently stain resistant with no added chemical treatment. Varying yarn weights used in this construction create a textured surface that is considered an inherent characteristic of this fabric.									
5258	4 Ivy 5 Lagoon 7 Paprika 8 Latte 14 Seaglass 15 Sky 18 Khaki 19 Pewter	\$39.00	YD	23	C	Foundation Osaka	100% Polyester	12.2" Vertical 14.7" Horizontal	W
Introduced: August '21 Railroaded Comments: Heavy Duty This fabric is subject to dye lot variations. Actual fabric color may vary slightly from the swatch & is considered normal. Varying yarn weights used in this construction create a textured surface that is considered an inherent characteristic of this fabric.									
5260	5 Grotto 8 Fawn 9 Ebony 15 Spa 19 Charcoal	\$49.00	YD	24	A	Foundation Dottie	100% Polyester	7" Vertical 13.8" Horizontal	S
Introduced: May '22 Railroaded Comments: Heavy Duty This fabric is subject to dye lot variations. Actual fabric color may vary slightly from the swatch & is considered normal. Based on layout and scale, this fabric will be applied randomly to the furniture selection.									

Category: Fabric

Pattern	Color	Price	Per	Grd	Fabric Code	Fabric Type	Contents	Repeat	Cleaning Code
5261	1 Moonlight	\$99.00	YD	31	B	Correlate	88% Spun Viscose	7.5" Vertical	S
	5 Sapphire					Finale	12% Polyester	7" Horizontal	
	9 Black								
					Introduced: May '22 Up the roll / Non-railroaded Comments: Heavy Duty Based on layout and scale, this fabric will be applied randomly to the furniture selection. Depending on how fabric is viewed areas can appear lighter and darker within the piece. This shading or napping occurs naturally and should not be considered defective.				
5262	5 Neptune	\$89.00	YD	33	E	Correlate	81% UV Polyester	12.1" Vertical	W/S
	15 Sky					Declan	19% UV Olefin	7" Horizontal	
					Introduced: May '22 Up the roll / Non-railroaded Comments: Extra Heavy Duty Performance Soil and stain resistant This fabric is inherently stain resistant with no added chemical treatment. The yarns in any pile fabric such as chenille and velvet will flatten & move creating natural wear patterns.				
5263	4 Sage	\$59.00	YD	27	D	Correlate	95% Polyester	1.3" Vertical	W
	5 Indigo					Skywalk	5% Linen	2" Horizontal	
	8 Amber								
	9 Charcoal								
					Introduced: December '22 Up the roll / Non-railroaded Comments: Heavy Duty Performance Repels and resists water-based liquids and stains. Varying yarn weights used in this construction create a textured surface that is considered an inherent characteristic of this fabric.				
5264	5 Lake	\$59.00	YD	27	E	Correlate	100% Polyester	2.5" Vertical	W
	11 Cloud					Watson		1.7" Horizontal	
	12 Amber								
	14 Mineral								
	15 Niagara								
	19 Fog								
	24 Mist								
	29 Granite								
					Introduced: December '22 Up the roll / Non-railroaded Comments: Heavy Duty Performance Repels and resists water-based liquids and stains. Varying yarn weights used in this construction create a textured surface that is considered an inherent characteristic of this fabric.				
6373	0 Natural	\$69.00	YD	30	B	Foundation	82% Polyester	0" Vertical	WS
	4 Leaf						18% Cotton	0" Horizontal	
	5 Aquamarine								
	9 Steel								
	14 Emerald								
	19 Charcoal								
	25 Sapphire								
	35 Denim								
	45 Lagoon								
	58 Sable								
					Introduced: October '12 Up the roll / Non-railroaded Comments: Extra Heavy Duty Color 0 Natural introduced April '14. Colors 14 Emerald, 19 Charcoal, 25 Sapphire and 35 Denim introduced April '13. Color 45 Lagoon introduced October '15. Color 58 Sable introduced May '16 Performance Soil and stain resistant This fabric is inherently stain resistant with no added chemical treatment. The yarns in any pile fabric such as chenille and velvet will flatten & move creating natural wear patterns. Depending on how fabric is viewed areas can appear lighter and darker within the piece. This shading or napping occurs naturally and should not be considered defective. Available as a Contrast Welt.				

Category: Fabric

Pattern	Color	Price	Per	Grd	Fabric Code	Fabric Type	Contents	Repeat	Cleaning Code
6405	0 Ivory 1 Linen 8 Sable	\$29.00	YD	23	A	Foundation	100% Polyester	0" Vertical 0" Horizontal	S
<p>Introduced: May '16 Color 0 Ivory introduced May '17 Railroaded Comments: Extra Heavy Duty The yarns in any pile fabric such as chenille and velvet will flatten & move creating natural wear patterns. Depending on how fabric is viewed areas can appear lighter and darker within the piece. This shading or napping occurs naturally and should not be considered defective.</p>									
6413	4 Jade 6 Spice 7 Blush 9 Smoke 12 Sand 16 Cognac 19 Dove 24 Moss 25 Teal 31 Ivory 39 Slate 58 Camel	\$29.00	YD	23	B	Foundation Kent	100% Polyester	0" Vertical 0" Horizontal	W
<p>Introduced: October '17 Color 4 Jade introduced May '18. Colors 6 Spice, 31 Ivory, and 39 Slate introduced August '18 Color 25 Teal introduced December '18. Color 7 Blush introduced February '19 Colors 12 Sand and 58 Camel introduced December '20 Color 16 Cognac and 24 Moss introduced June '21 Up the roll / Non-railroaded Comments: Extra Heavy Duty Performance Soil and stain resistant This fabric is inherently stain resistant with no added chemical treatment. The yarns in any pile fabric such as chenille and velvet will flatten & move creating natural wear patterns. Depending on how fabric is viewed areas can appear lighter and darker within the piece. This shading or napping occurs naturally and should not be considered defective. Available as a Contrast Welt.</p>									
6418	1 Oyster 4 Fern 5 Denim 8 Bark 9 Smoke 19 Pewter	\$29.00	YD	23	A	Foundation	100% Polyester	0" Vertical 0" Horizontal	S
<p>Introduced: February '19 Color 4 Fern introduced August '21 Railroaded Comments: Extra Heavy Duty The yarns in any pile fabric such as chenille and velvet will flatten & move creating natural wear patterns. Depending on how fabric is viewed areas can appear lighter and darker within the piece. This shading or napping occurs naturally and should not be considered defective. Colors 4 Fern, 5 Denim and 19 Pewter are available in the Carolina Upholstery program as 6418-XXU.</p>									
6426	1 Putty	\$89.00	YD	32	E	Correlate	79% Polyester 21% Acrylic	6.8" Vertical 6.8" Horizontal	S
<p>Introduced: May '19 Up the roll / Non-railroaded Comments: Heavy Duty The yarns in any pile fabric such as chenille and velvet will flatten & move creating natural wear patterns.</p>									
6427	15 Lagoon	\$129.00	YD	34	B	Foundation	52% Spun Viscose 31% Spun Polyester 17% Filament Polyester	5.5" Vertical 7" Horizontal	S
<p>Introduced: May '19 Up the roll / Non-railroaded Comments: Extra Heavy Duty Depending on how fabric is viewed areas can appear lighter and darker within the piece. This shading or napping occurs naturally and should not be considered defective.</p>									

Category: Fabric

Pattern	Color	Price	Per	Grd	Fabric Code	Fabric Type	Contents	Repeat	Cleaning Code
6428	9 Charcoal	\$109.00	YD	32	B	Foundation	57% Viscose 35% Polyester 8% Cotton	12" Vertical 10.7" Horizontal	S
Introduced: August '19 Up the roll / Non-railroaded Comments: Heavy Duty The yarns in any pile fabric such as chenille and velvet will flatten & move creating natural wear patterns.									
6431	4 Moss	\$39.00	YD	23	A	Foundation	100% Polyester	0" Vertical	WS
	5 Denim					Chandler		0" Horizontal	
	7 Scarlet								
	9 Graphite								
	14 Seaglass								
	15 Sky								
	16 Caramel								
	17 Peony								
	19 Fog								
	22 Topaz								
	25 Turquoise								
	26 Cinnamon								
	29 Charcoal								
	35 Heather								
	36 Tangerine								
Introduced: August '21 Railroaded Performance Soil and stain resistant Comments: Heavy Duty This fabric is inherently stain resistant with no added chemical treatment. This fabric is subject to dye lot variations. Actual fabric color may vary slightly from the swatch & is considered normal. Colors 4 Moss, 9 Graphite and 26 Cinnamon are available in the Carolina Upholstery program as 6431-XXU.									
6432	0 Cloud	\$69.00	YD	27	A	Foundation	100% Polyester	0" Vertical	W
	1 Vanilla					Wayfarer		0" Horizontal	
	5 Midnight								
	11 Parchment								
	19 Slate								
	21 Pearl								
Introduced: June '21 Railroaded Performance: Crypton Repels and resists water-based liquids and stains. Comments: Heavy Duty The unique weaving process used to produce this fabric will create areas where the darker yarns penetrate the face giving a peppered appearance. Colors 0 Cloud and 21 Pearl are also available in the BenchMade Dining program as 6432-XXD.									
6433	8 Chestnut	\$29.00	YD	22	A	Foundation	100% Polyester	0" Vertical	W
	28 Sable					Prescott		0" Horizontal	
Introduced: June '21 Railroaded Comments: Extra Heavy Duty Depending on how fabric is viewed areas can appear lighter and darker within the piece. This shading or napping occurs naturally and should not be considered defective.									
6434	1 Cream	\$49.00	YD	25	B	Foundation	100% Polyester	0" Vertical	S
	9 Charcoal					Arno		0" Horizontal	
	11 Linen								
	19 Dove								
	35 Seamist								
Introduced: August '21 Up the roll / Non-railroaded Comments: Extra Heavy Duty Varying yarn weights used in this construction create a textured surface that is considered an inherent characteristic of this fabric. The yarns in any pile fabric such as chenille and velvet will flatten & move creating natural wear patterns.									

Category: Fabric

Pattern	Color	Price	Per	Grd	Fabric Code	Fabric Type	Contents	Repeat	Cleaning Code
6435	1 Bone 6 Cognac 29 Flannel	\$49.00	YD	25	B	Foundation Merino	100% Polyester	0" Vertical 0" Horizontal	WS
						Comments: Heavy Duty			
						Introduced: June '21			
						Up the roll / Non-railroaded			
						Performance			
						Repels and resists water-based liquids and stains.			
						The yarns in any pile fabric such as chenille and velvet will flatten & move creating natural wear patterns.			
6436	0 Natural 2 Fawn 9 Pewter 19 Oyster	\$39.00	YD	24	D	Correlate Seneca	92% Polyester 8% Nylon	0" Vertical 0" Horizontal	SW
						Comments: Heavy Duty			
						Introduced: December '22			
						Up the roll / Non-railroaded			
						Performance			
						Repels and resists water-based liquids and stains.			
						Varying yarn weights used in this construction create a textured surface that is considered an inherent characteristic of this fabric.			
6437	11 Porcelain 19 Oyster 29 Feather	\$59.00	YD	26	A	Foundation Borrego	100% Polyester	6.7" Vertical 14.1" Horizontal	WS
						Comments: Heavy Duty			
						Introduced: December '22			
						Railroaded			
						Varying yarn weights used in this construction create a textured surface that is considered an inherent characteristic of this fabric. Based on layout and scale, this fabric will be applied randomly to the furniture selection.			
6438	5 Denim 9 Pewter 15 Smoke 16 Dahlia 25 Pacific	\$59.00	YD	26	A	Foundation Minetta	100% Polyester	0" Vertical 0" Horizontal	W
						Comments: Extra Heavy Duty			
						Introduced: December '22			
						Railroaded			
						Performance: Crypton			
						Repels and resists water-based liquids and stains.			
						This fabric is subject to dye lot variations. Actual fabric color may vary slightly from the swatch & is considered normal.			
9167	15 Sky 19 Smoke	\$59.00	YD	28	E	Correlate Athena	100% Polyester	15.2" Vertical 13.6" Horizontal	S
						Comments: Heavy Duty			
						Introduced: June '21			
						Railroaded			
						Varying yarn weights used in this construction create a textured surface that is considered an inherent characteristic of this fabric.			
9168	5 Denim 8 Stone 14 Seaglass	\$59.00	YD	29	E	Correlate Kensington	100% Polyester	26.8" Vertical 27.4" Horizontal	S
						Comments: Heavy Duty			
						Introduced: June '21			
						Up the roll / Non-railroaded			
						Varying yarn weights used in this construction create a textured surface that is considered an inherent characteristic of this fabric.			
9169	4 Aquamist 5 Denim	\$79.00	YD	31	E	Correlate Etheria	50% Polyester 32% Rayon 10% Acrylic 8% Linen	15.7" Vertical 14.1" Horizontal	W
						Comments: Medium Duty			
						Introduced: June '21			
						Railroaded			
						Varying yarn weights used in this construction create a textured surface that is considered an inherent characteristic of this fabric. The unique weaving process used to produce this fabric will create areas where the darker yarns penetrate the face giving a peppered appearance.			

Category: Fabric

Pattern	Color	Price	Per	Grd	Fabric Code	Fabric Type	Contents	Repeat	Cleaning Code
9170	5 Indigo	\$79.00	YD	30	E	Correlate	38% Polyester	18.7" Vertical	WS
	7 Adobe					Wittstock	26% Pre-CrCotn	14.2" Horizontal	
	8 Stone						18% Olefin		
	15 Mist						18% Cotton		
Introduced: May '22 Railroaded Comments: Heavy Duty This fabric is woven using some recycled yarns resulting in color variations. This inherent characteristic is considered normal. Actual color may slightly vary from the swatch.									
9171	0 Ivory	\$99.00	YD	34	E	Correlate	45% Polyester	7" Vertical	S
	5 Azure					Shearon	32% Cotton	7.3" Horizontal	
	19 Pewter						22% PCR Poly		
							1% Nylon		
Introduced: December '22 Up the roll / Non-railroaded Comments: Heavy Duty Varying yarn weights used in this construction create a textured surface that is considered an inherent characteristic of this fabric. This fabric is woven using some recycled yarns resulting in color variations. Actual color may slightly vary from the swatch.									

Category: Cut & Sewn Covers

Pattern	Color	Price	Per Grd	Fabric Code	Group	Contents	Repeat	Cleaning Code
<p>This fabric is subject to dye lot variations. Actual fabric color may vary slightly from the swatch & is considered normal. Varying yarn weights used in this construction create a textured surface that is considered an inherent characteristic of this fabric.</p>								
FC221	19 Pewter 29 Dove				Wilton	100% Polyester	0% Vertical 0% Horizontal	S
	<p>Introduced: May '22 Performance Cut & Sewn Cover for the 2752-XXFC pieces. Body fabric also available as 1579-19 and 1579-29. Repels and resists water-based liquids and stains. Varying yarn weights used in this construction create a textured surface that is considered an inherent characteristic of this fabric.</p>							
FC222	11 Alabaster 19 Dove				Allure	98% Polypropylene 2% Polyester	0" Vertical 0" Horizontal	WS
	<p>Introduced December '22 Comments: Heavy Duty Cut & Sewn cover for the 2611-XXFC pieces. Body fabric also available as 1583-11 and 1583-19. Performance: Revolution Soil and stain resistant. This fabric is inherently stain resistant with no added chemical treatment. Varying yarn weights used in this construction create a textured surface that is considered an inherent characteristic of this fabric.</p>							
FC223	0 Cloud 9 Zinc 19 Driftwood				Hanover	100% Polypropylene	0" Vertical 0" Horizontal	WS
	<p>Introduced April '23 Comments: Heavy Duty Cut & Sewn cover for the 2762-XXFC pieces. Body fabric also available as 1607-0, 1607-9 and 1607-19. Performance: Revolution Soil and stain resistant. This fabric is inherently stain resistant with no added chemical treatment.</p>							
FC224	1 Canvas 18 Sisal 19 Chrome				Anson	100% Polypropylene	0" Vertical 0" Horizontal	WS
	<p>Introduced April '23 Comments: Heavy Duty Cut & Sewn cover for the 2768-XXFC pieces. Body fabric also available as 1608-1, 1608-18 and 1608-19. Performance: Revolution Soil and stain resistant. This fabric is inherently stain resistant with no added chemical treatment.</p>							
FC232	0 Stone 15 Seaglass				Colby	100% Polyester	0" Vertical 0" Horizontal	SW
	<p>Introduced June '23 Comments: Medium Duty Cut & Sewn cover for the 3892-XXFC pieces. Body fabric also available as 1603-0 and 1603-15. Performance Repels and resists water-based liquids and stains. Varying yarn weights used in this construction create a textured surface that is considered an inherent characteristic of this fabric.</p>							

Category: Leather

Pattern	Color	Price	Per	Grd	Leather Code	Leather Type	Contents	Cleaning Code
<p><i>This truly unique upholstery material is a hallmark of fine luxury seating. We devote many hours hand selecting the finest top grain leathers being produced today. Our leathers are selected for a natural appearance, with distinctive markings that impart unique character. The natural surface of leather is like a landscape, with varying textures and shadowy furrows. These distinctive features are unique to genuine leather, a product which has been raised rather than engineered. As with all things in nature, no two hides will be exactly alike.</i></p>								
7213	6	Chestnut	\$19.00	SF	53	L	Sierra	(T2)Semi-Aniline
	8	Walnut						Enhanced Effects
	9	Pewter						Corrected
	18	Toast						Protected
	19	Charcoal						
<p>Introduced: April '14 Colors 6 Chestnut and 19 Charcoal introduced April '16 Colors 8 Walnut, 9 Pewter, and 18 Toast also available in the Bench Made Dining Program as 7213-XXD Sold by full hides only(approximately 50 square feet per hide).</p>								
7219	2	Chamois	\$19.00	SF	53	L	Sterling	(T1) Semi-Aniline
	8	Truffle						Even Coloration
	18	Sable						Corrected
	19	Silver						Protected
	28	Cocoa						
	29	Smoke						
	38	Taupe						
<p>Introduced: April '14 Colors 2 Chamois, 28 Cocoa and 38 Taupe introduced October '15. Color 29 Smoke introduced October '16. Color 2 Chamois also available in the Bench Made Dining Program as 7219-2D Sold by full hides only(approximately 50 square feet per hide).</p>								
7224	1	Iceberg	\$19.00	SF	52	L	Rio	(T1) Semi-Aniline
	2	Beige						Even Coloration
	9	Raven						Corrected
	28	Sable						Protected
	41	Gray Taupe						
<p>Introduced: October '16 Color 28 Sable introduced October '17 Sold by full hides only(approximately 50 square feet per hide).</p>								
7227	1	Ivory	\$19.00	SF	53	L	Sofia	(T9) Semi-Aniline
	5	Indigo						Protected
	19	Smoke						
	21	Oatmeal						
	29	Pewter						
	38	Taupe						
<p>Introduced: February '19 Sold by full hides only(approximately 50 square feet per hide).</p>								
7228	5	Cambridge Blue	\$19.00	SF	54	L	Veneto	(T10) Aniline
	6	Cognac						Distressed
	9	Graystone						Pull Up Effect
	18	Cocoa						
<p>Introduced: May '19 Not recommended for use on Motion Upholstery Not recommended for use on Motion Upholstery Sold by full hides only(approximately 50 square feet per hide).</p>								
7229	2	Mushroom	\$19.00	SF	53	L	Tucson	(T11) Semi-Aniline
	9	Charcoal						Protected
	10	Star Dust						
	19	Dove Gray						
	29	Gravel						
<p>Introduced: May '19 Sold by full hides only(approximately 50 square feet per hide). Color 19 Dove Gray also available in the Bench Made Dining Program as 7229-19D</p>								

Category: Leather

Pattern	Color	Price	Per	Grd	Leather Code	Leather Type	Contents	Cleaning Code
7230	2 Honey	\$19.00	SF	54	L	BenchMade	(T5)Full Grain Leather	
	5 Royal					Soft	Uncorrected	
	6 Spice						Develops Patina	
	8 Mocha							
	9 Shadow							
	18 Umber							
Introduced: September '21 Not recommended for use on Motion Upholstery Sold by full hides only(approximately 50 square feet per hide).								
7231	4 Fern	\$19.00	SF	55	L	BenchMade	(T5)Full Grain Leather	
	8 Latte					Smooth	Uncorrected	
	18 Sand						Develops Patina	
	25 Lagoon							
	28 Cocoa							
	29 Charcoal							
Introduced: September '21 Not recommended for use on Motion Upholstery Sold by full hides only(approximately 50 square feet per hide).								
7232	5 Navy	\$19.00	SF	55	L	BenchMade	(T5)Full Grain Leather	
	8 Coffee					Nubuck	Uncorrected	
	9 Charcoal						Develops Patina	
	18 Tan							
	19 Slate							
	Introduced: September '21 Not recommended for use on Motion Upholstery Sold by full hides only(approximately 50 square feet per hide).							
7235	0 Cloud	\$19.00	SF	53	L	Milan	(T12) Full Grain Leather	
	1 Pebble						Slightly Protected	
	19 Gray							
Introduced: May '22 Color 0 Cloud Introduced December '22 Sold by full hides only (approximately 50 square feet per hide).								

Accent Pillows

Category: Outdoor Pillows

Introduced: 1/1/2020 Country of Origin: USA

		Graded Prices - Fabric												
Item	Description	W x D x H	Wt.	Cu.Ft.	26	27	28	29	30	31	32	33	34	35
BOPILL1	Square Accent Pillow	see	5	0.8	189	209	219	239	249	259	279	289	299	319
BOPILL2	Square Accent Pillow Pair	ordering options	5	0.8	269	299	329	369	399	429	459	489	509	539
BOKID1	Kidney Pillow	below	5	0.8	139	179	189	209	219	229	249	259	279	289
BOKID2	Kidney Pillow Pair		5	0.8	209	229	249	259	279	289	299	319	329	339
BOROLL2	Round Bolster Pillow Pair	23x7x7	5	0.8	189	209	219	239	249	259	279	289	299	319

► Special assigned fabrics O127-18S Sand and O127-19S will be same price as grade 26

COM Yardage Requirements-Fabric only

Please reference the COM Program Procedures at the front of the price book for any necessary information.

Order as fabric # COM-O, Pricing is same as grade 26

Item	Plain Railroad	Plain Up the Bolt	Small Stripe Railroad	Wide Stripe or Plaids	Center Match
BOPILL1	1.7	1.8	2.0	2.2	2.5
BOPILL2	2.4	2.7	3.0	3.2	3.6
BOKID1	0.9	1.0	1.1	1.2	1.3
BOKID2	0.9	1.0	1.1	1.2	1.3
BOROLL2	0.9	1.0	1.1	1.2	1.3

How to Order

Ordering Options	Pillows		
	BOPILL1, BOPILL2	BOKID1, BOKID2	BOROLL2
PILLOW FABRIC			
PILLOW SIZE			
• PILL-19 (19" Pillow)	—		
• PILL-23 (23" Pillow)	—		
• SMKID (19" x 10" Pillow)		—	
• LGKID (23" x 12" Pillow)		—	
WELT FABRIC			
• NONE-1 (No Welt)	—	—	—
• SELFWELT (Welted in Body Fabric)	—	—	—
• Contrasting to Body Fabric (Welted)	\$60	\$60	\$60

► Following solid fabrics are available as Contrasting Welt: O115 and O116, all colors

Aluminum Farm Tables Suite: A005

Category: Outdoor Accent Tables

Designed to work with multiple collections, these Parsons style tables are versatile and stylish. Slatted table tops and large square legs make a statement in any space. Aluminum and KD.



Introduced: 1/1/2020 Country of Origin: China

Item # Codes:

- A005-XX-O Aged Oak finish
- A005-XX-W Dark Walnut finish

Indicate "O" or "W" in place of " _ " when ordering

Example: A005-04-O for a Rectangular Cocktail Table in Aged Oak finish

Ready to Ship

Item	Description	W x D x H	Wgt	Cu.Ft.	Price	Ready to Ship
A005-04-O	Rectangular Cocktail Table	48x31x16	49	6.8	1469	Items will be in Aged Oak Finish
A005-03-O	Square Side Table	24x24x24.5	30	3.3	1069	

Item	Description	W x D x H	Wt.	Cu.Ft.	Price
A005-04-W	Rectangular Cocktail Table	48x31x16	49	6.8	#N/A
A005-03-W	Square Side Table	24x24x24.5	30	3.3	#N/A

Beckham Outdoor Suite: U001

Category: Outdoor Collections

A transitional group with endless possibilities. Beckham has limited skus and can transform into as large or small as needed to fill your outdoor space. All pieces are constructed with marine grade laminated wood, antimicrobial treated foam and fiber, and stainless-steel fasteners. Beckham features boxed seat cushions and a loose knife edge back – available in all Bassett Outdoor fabrics. Designed and made in the USA.



Introduced: 3/1/2021 Country of Origin: USA

Item	Description	W x D x H	Wt.	Cu.Ft.	Price	Special Fabric Offerings									
U001-72	Sofa	93.5x38.5x38.5	176	83.3	4939	Available Fabrics: O127-18S Sand and O127-19S Dove									
U001-05	Swivel Chair	29.5x38.5x40	112	20.5	2409										
Sectional Items															
U001-30	Corner Chair	38.5x38.5x40	71	24	2269										
U001-20	Armless Chair	38.5x38.5x40	66	24.4	1940										
U001-00	Ottoman	39x39x19.5	57	15.8	1609										

Graded Prices - Fabric														
Item	Description	W x D x H	Wt.	Cu.Ft.	26	27	28	29	30	31	32	33	34	35
U001-72	Sofa	93.5x38.5x38.5	176	83.3	5239	5309	5379	5449	5519	5589	5659	5729	5799	5869
U001-05	Swivel Chair	29.5x38.5x40	112	20.5	2539	2629	2729	2819	2909	3009	3099	3189	3289	3379
Sectional Items														
U001-30	Corner Chair	38.5x38.5x40	71	24	2409	2509	2619	2729	2829	2939	3049	3149	3259	3369
U001-20	Armless Chair	38.5x38.5x40	66	24.4	2140	2240	2350	2470	2580	2680	2790	2900	3000	3110
U001-00	Ottoman	39x39x19.5	57	15.8	1739	1789	1849	1899	1949	2009	2059	2109	2169	2219

ACCENT PILLOWS INCLUDED
NONE - Pillows are sold separately

Item	Seat Length	Seat Depth	Seat Height	Arm Height
U001-72	86.5	24	22	30
U001-05	22.5	24	22	30
U001-30	24	24	22	-
U001-20	38.5	24	22	-

Connectors are included with the following sectional pieces: 30, 20

COM Yardage Requirements-Fabric only					
Please reference the COM Program Procedures at the front of the price book for any necessary information.					
Order as fabric # COM-O, Pricing is same as grade 26					
Item	Plain Railroad	Plain Up the Bolt	Small Stripe Railroad	Wide Stripe or Plaids	Center Match
U001-72	20	22	24.4	26.4	30
U001-05	8.1	9.0	9.9	10.7	12.2
U001-30	8.6	9.4	10.5	11.3	12.9
U001-20	6.8	7.5	8.3	9.0	10.2
U001-00	3.6	4.0	4.4	4.8	5.4

How to Order

Ordering Options	Swivel Chair	Corner Chair	Armless Chair	Armless Chair	Ottoman
	U001-05	U001-30	U001-20	U001-20	U001-00
BODY FABRIC					
WELT FABRIC					
• TOPSTITCH (Top Stitched)	—	—	—	—	—
• SELFWELT (Welted in Body Fabric)	—	—	—	—	—
• Contrasting to Body Fabric (Welted)	\$120	\$120	\$120	\$120	\$90
SEAT CUSHION FILL					
• LOUNGE	—	—	—	—	—
• PREMIER	\$230	\$230	\$230	\$230	\$230

► Following solid fabrics are available as Contrasting Welt: O115 and O116, all colors

Bonavista

Category: Outdoor Collections, Dining Tables, Occasional Tables

Suite: A019, A021, A023, A025

Bonavista is constructed with ultra-heavy gauge USA made aluminum that is reinforced with structural ribs. Bonavista is 100% welded construction with reinforced welds at stress points. It is available in 6 premium outdoor finishes and features multiple SKUs to accommodate any outdoor space. Designed, sourced, and made in the USA.

Introduced: 3/1/2021

Country of Origin: USA



A021 - Track Arm



A023 - Slope Arm



A025 - Arched Arm

Item # Codes:

- A021** Track Arm - modern design with track arms and clean line frame silhouette
- A023** Slope Arm - transitional design with gentle sloping arms and clean line frame silhouette
- A025** Arched Arm - transitional design with comfortably arched arms and clean line frame silhouette

Indicate "1", "3", or "5" in place of " _ " when ordering

Example: **A021-05** for a Swivel Rocker Frame with a Track Arm

Ready to Ship

Item	Description	W x D x H	Wgt	Cu.Ft.	Price	Ready to Ship
A021-62SG1	2 Seat Sofa	84x33x35	90.3	125	4409	Items will be in configuration: Track Arm / Graphite Finish O131-1 / TOPSTITCHED / LOUNGE / LOUNGE
A021-06SG1	Swivel Rocker	34x33x35	73	26.75	2479	
Sectional Items						
A021-43SG1	LAF Loveseat	53x33x35	80	44.7	2810	
A021-41SG1	RAF Loveseat	53x33x35	80	44.7	2810	
A021-30SG1	Corner Sectional	33x33x35	70	33.45	2269	

▶ There is no "How to Order" for Ready to Ship pieces, they are stocked items and only come in fabric/finish noted above.

Driftwood Dining Items -- Available at Conover, Dallas, & Edgewood

Item	Description	W x D x H	Wgt	Cu.Ft.	Price	Ready to Ship
A019-DTSD	84" Dining Table	84x38.5x30	110	79.9	3339	Finish Driftwood Sling Fabroc O5-149
A021-ACSD149	Dining Arm Chair	26x28.5x35.5	40	20.7	1209	
A021-SWACSD149	Swivel Arm Chair	26.3x28.5x35.5	45	20.7	1739	

▶ There is no "How to Order" for Ready to Ship pieces, they are stocked items and only come in fabric/finish noted above.

White Dining Items -- Available at Orlando & Riverside

Item	Description	W x D x H	Wgt	Cu.Ft.	Price	Ready to Ship
A019-DTSW	84" Dining Table	84x38.5x30	110	79.9	3339	Finish White Sling Fabroc O5-111
A021-ACSW111	Dining Arm Chair	26x28.5x35.5	40	20.7	1209	
A021-SWACSW111	Swivel Arm Chair	26.3x28.5x35.5	45	20.7	1739	

▶ There is no "How to Order" for Ready to Ship pieces, they are stocked items and only come in fabric/finish noted above.

Occasional Item

Item	Description	W x D x H	Wgt	Cu.Ft.	Price	Ready to Ship
A019-04SG	Square Metal Slat Cocktail	33x33x16	43	10.1	1139	Graphite Finish

****See following page for Special Offer Fabric, Graded Prices, Dining Items, and Accent Tables****

Item	Description	W x D x H	Wt.	Cu.Ft.	Price	Special Fabric Offerings
Complete 2 Seat Sofa						
	Complete 2 Seat Sofa	84x33x35			4149	
A02_-62	2 Seat Sofa Frame	84x33x29.5	95	67.3	2409	
A02_-62-C	2 Seat Sofa Cushions		30	23	1740	
Complete Loveseat						
	Complete Loveseat	56x33x35			3549	
A02_-42	Loveseat Frame	56x33x35	80	46	2319	
A02_-42-C	Loveseat 2/1 Cushions		30	23	1230	
Complete Lounge Chair						
	Complete Lounge Chair	34x33x35			2009	
A02_-12	Lounge Chair Frame	34x33x29.5	45	19.2	1409	
A02_-12-C	Lounge Chair Cushions		10	7.55	600	
Complete Swivel Rocker						
	Complete Swivel Rocker	34x33x35			2409	
A02_-06	Swivel Rocker Frame	34x33x29.5	63	19.2	1809	
A02_-06-C	Swivel Rocker Cushions		10	7.55	600	
Sectional Items						
Complete Corner Sectional						
	Complete Corner Sectional	33x33x35			2139	
A02_-30	Corner Sectional	33x33x29.5	50	18.65	1269	
A02_-30-C	Corner Sectional Cushions		20	14.8	870	
Complete Curved Armless Loveseat						
	Complete Curved Armless Loveseat	58x36.5x35			3609	
A02_-45	Curved Armless Loveseat Frame	58x36.5x35	97	50.1	1989	
A02_-45-C	Curved Armless Loveseat 2/1 Cushions		20	14.8	1620	
Complete LAF Loveseat						
	Complete LAF Loveseat	53x33x35			2610	
A02_-43	LAF Loveseat Frame	53x33x29.5	60	29.9	1470	
A02_-43-C	LAF Loveseat Cushions		20	14.8	1140	
Complete RAF Loveseat						
	Complete RAF Loveseat	53x33x35			2610	
A02_-41	RAF Loveseat Frame	53x33x29.5	60	29.9	1470	
A02_-41-C	RAF Loveseat Cushions		20	14.8	1140	
Complete Armless Chair						
	Complete Armless Chair	28x33x35			1870	
A02_-20	Armless Chair Frame	28x33x29.5	42	14.1	1270	
A02_-20-C	Armless Chair Cushions		10	7.55	600	
Complete Ottoman						
	Complete Ottoman	33x33x18			1269	
A02_-00	Ottoman Frame	33x33x12	19	4.5	869	
A02_-00-C	Ottoman Cushion		10	7.55	400	

Available Fabrics:
O127-18S Sand and O127-19S Dove

Item	Description	W x D x H	Wt.	Cu.Ft.	Price	Graded Prices - Fabric									
						26	27	28	29	30	31	32	33	34	35
Complete 2 Seat Sofa															
	Complete 2 Seat Sofa	84x33x35				4409	4479	4549	4609	4679	4749	4809	4879	4949	5009
A02_-62	2 Seat Sofa Frame	84x33x29.5	95	67.3	2409										
A02_-62-C	2 Seat Sofa Cushions		30	23		2000	2070	2140	2200	2270	2340	2400	2470	2540	2600
Complete Loveseat															
	Complete Loveseat	56x33x35				3649	3699	3749	3799	3849	3899	3949	3999	4049	4099
A02_-42	Loveseat Frame	56x33x35	80	46	2319										
A02_-42-C	Loveseat 2/1 Cushions		30	23		1330	1380	1430	1480	1530	1580	1630	1680	1730	1780
Complete Lounge Chair															
	Complete Lounge Chair	34x33x35				2079	2139	2189	2239	2299	2349	2399	2459	2509	2559
A02_-12	Lounge Chair Frame	34x33x29.5	45	19.2	1409										
A02_-12-C	Lounge Chair Cushions		10	7.55		670	730	780	830	890	940	990	1050	1100	1150
Complete Swivel Rocker															
	Complete Swivel Rocker	34x33x35				2479	2539	2589	2639	2699	2749	2799	2859	2909	2959
A02_-06	Swivel Rocker Frame	34x33x29.5	63	19.2	1809										
A02_-06-C	Swivel Rocker Cushions		10	7.55		670	730	780	830	890	940	990	1050	1100	1150
Sectional Items															
Complete Corner Sectional															
	Complete Corner Sectional	33x33x35				2269	2339	2409	2469	2539	2609	2669	2739	2809	2869
A02_-30	Corner Sectional	33x33x29.5	50	18.65	1269										
A02_-30-C	Corner Sectional Cushions		20	14.8		1000	1070	1140	1200	1270	1340	1400	1470	1540	1600
Complete Curved Armless Loveseat															
	Complete Curved Armless Loveseat	58x36.5x35				3709	3759	3809	3859	3909	3959	4009	4059	4109	4159
A02_-45	Curved Armless Loveseat Frame	58x36.5x35	97	50.1	1989										
A02_-45-C	Armless Loveseat 2/1 Cushions		20	14.8		1720	1770	1820	1870	1920	1970	2020	2070	2120	2170
Complete LAF Loveseat															
	Complete LAF Loveseat	53x33x35				2810	2870	2940	3010	3070	3140	3210	3270	3340	3410
A02_-43	LAF Loveseat Frame	53x33x29.5	60	29.9	1470										
A02_-43-C	LAF Loveseat Cushions		20	14.8		1340	1400	1470	1540	1600	1670	1740	1800	1870	1940
Complete RAF Loveseat															
	Complete RAF Loveseat	53x33x35				2810	2870	2940	3010	3070	3140	3210	3270	3340	3410
A02_-41	RAF Loveseat Frame	53x33x29.5	60	29.9	1470										
A02_-41-C	RAF Loveseat Cushions		20	14.8		1340	1400	1470	1540	1600	1670	1740	1800	1870	1940
Complete Armless Chair															
	Complete Armless Chair	28x33x35				1940	2000	2050	2100	2160	2210	2260	2320	2370	2420
A02_-20	Armless Chair Frame	28x33x29.5	42	14.1	1270										
A02_-20-C	Armless Chair Cushions		10	7.55		670	730	780	830	890	940	990	1050	1100	1150
Complete Ottoman															
	Complete Ottoman	33x33x18				1339	1379	1419	1459	1499	1539	1579	1619	1659	1699
A02_-00	Ottoman Frame	33x33x12	19	4.5	869										
A02_-00-C	Ottoman Cushion		10	7.55		470	510	550	590	630	670	710	750	790	830

See following page for General Information and How To Order

ACCENT PILLOWS INCLUDED
NONE - Pillows are sold separately

Seat connectors are included with the following

Item	Seat Length	Seat Depth	Seat Height	Arm Height
A02_-62	78	23	18	24
A02_-42	78	23	18	24

sectional pieces: 45, 30, 43, 41, 20

A02_-12	28	23	18	24
A02_-06	28	23	18	24
A02_-45	58	23	18	-
A02_-30	32	23	18	-
A02_-43,41	50	23	18	24
A02_-20	28	23	18	-

COM Yardage Requirements-Fabric only

Please reference the COM Program Procedures at the front of the price book for any necessary information.
Order as fabric # COM-O, Pricing is same as grade 26

Item	Plain Railroad	Plain Up the Bolt	Small Stripe Railroad	Wide Stripe or Plaids	Center Match
A02_-62-C	8.7	9.6	10.6	11.5	13.0
A02_-42-C	5.2	5.7	6.3	6.8	7.8
A02_-12-C	3.1	3.4	3.8	4.1	4.6
A02_-06-C	3.1	3.4	3.8	4.1	4.6
A02_-45-C	6.3	6.9	7.6	8.3	9.4
A02_-30-C	4.6	5.1	5.6	6.1	6.9
A02_-43-C, 41-C	4.8	5.3	5.9	6.4	7.3
A02_-20-C	3.2	3.5	3.9	4.2	4.8
A02_-00-C	2.2	2.4	2.7	2.9	3.3

How to Order

	Sofa & Loveseat Frame	Chair & Swivel Rocker Frame	Sectional Corner Frames	Sectional LAF, RAF & Curved Armless Loveseat Frames	Sectional Armless Chair Frames	Sectional Ottoman Frame
Ordering Options - Frames	A02_-62 A02_-42	A02_-12, A02_-05	A02_-30	A02_-43, A02_-41 A02_-45	A02_-20	A02_-00
FINISH						
• DOV (Dove)	---	---	---	---	---	---
• DRF (Driftwood)	---	---	---	---	---	---
• GRA (Graphite)	---	---	---	---	---	---
• TBK (Textured Black)	---	---	---	---	---	---
• TMO (Textured Mocha)	---	---	---	---	---	---
• TWT (Textured White)	---	---	---	---	---	---

	Sofa & Loveseat Cushions	Chair & Swivel Rocker Cushions	Sectional Corner Cushions	Sectional LAF, RAF & Curved Armless Loveseat Cushions	Sectional Armless Chair Cushions	Sectional Ottoman Cushion
Ordering Options - Cushions	A02_-62-C A02_-42-C	A02_-12-C, A02_-06-C	A02_-30-C	A02_-43-C A02_-41-C A02_-45-C	A02_-20-C	A02_-00-C
BODY FABRIC						
WELT FABRIC						
• TOPSTITCH (Top Stitched)	---	---	---	---	---	---
• SELFWELT (Welted in Body Fabric)	---	---	---	---	---	---
• Contrasting to Body Fabric (Welted)	\$120	\$120	\$120	\$120	\$120	\$90
SEAT CUSHION FILL						
• LOUNGE	---	---	---	---	---	
• PREMIER	\$380	\$230	\$230	\$380	\$230	
BACK FILL						
• LOUNGE	---	---	---	---	---	
• PREMIER	\$230	\$140	\$140	\$230	\$140	

► Following solid fabrics are available as Contrasting Welt: O115 and O116, all colors

****See following page for Dining & Occasional Items****

Bonavista
Suite: A019, A021, A023, A025

Category: Outdoor Collections, Dining Tables, Occasional Tables

Rectangle Dining Tables					
Item	Description	W x D x H	Wt.	Cu.Ft.	Price
A019-DT	84" Dining Table	84x38.5x30	110	79.9	3339
A019-CDT	84" Counter Table	84x35.3x36	125	106.5	3469
A019-BDT	84" Bar Table	84x35.3x42	130	106.5	3469
A019-72DT	72" Rect Dining Table	72x38.3x30	88	63.5	2669

- ▶ 84" Tables Seat 6 comfortably, may seat up to 8.
- ▶ 72" Table Seats up to 6.

Square Dining Tables					
Item	Description	W x D x H	Wt.	Cu.Ft.	Price
A019-SDT	38" Dining Table	38.5x38.5x30	65	33.6	2409
A019-SCDT	38" Counter Table	38.25x38.25x36	67	41.5	2539
A019-SBDT	38" Bar Table	38.25x38.25x42	72	50.3	2539

- ▶ 38" Square Tables Seat up to 4.

Round Dining Tables					
Item	Description	W x D x H	Wt.	Cu.Ft.	Price
A019-RDT	Round Dining Table	45.5x45.5x30	58	33.6	2009

- ▶ 45" Round Table Seats up to 4.

Dining Chairs					
Item	Description	W x D x H	Wt.	Cu.Ft.	Price
A02_-AC	Dining Arm Chair	26x28.5x35.5	40	20.7	1209
A02_-SC	Dining Side Chair	23x28.5x35.5	30	20.7	939
A02_-CS	Counter Stool	26.3x28.5x36.5	46	31.1	1339
A02_-BS	Bar Stool	26.3x28.5x42.5	32	31.1	1339
A02_-SWAC	Swivel Arm Chair	26.3x28.5x35.5	45	20.7	1739
A02_-SWCS	Swivel Counter Stool	26.3x28.5x36.5	46	31.1	1809
A02_-SWBS	Swivel Bar Stool	26.3x28.5x42.5	37	31.1	1809

Dining Tables	Floor to bottom of Apron	Space between Legs
A019-DT	28	78 1/4
A019-CDT	34	
A019-BDT	40	
A019-72DT	28	66 1/4
A019-STD	28	32 1/2
A019-SCDT	34	
A019-SBDT	40	
A019-RDT	28	26 1/2

Dining Chairs	Seat Length	Seat Depth	Seat Height	Arm Height
A02_-AC	22	20	18	25
A02_-SC	22	20	18	--
A02_-BS	22	20	30	30.8
A02_-CS	22	20	24	30.75
A02_-SWAC	22	20	18	24.75
A02_-SWCS	22	20	24	30.75
A02_-SWBS	22	20	30	36.75

How to Order

Ordering Options	Dining Chairs	Bar Stool	Counter Stool
	A02_-DT, CDT, BDT, 72DT	A02_-BS A02_-SWBS	A02_-CS A02_-SWCS
BODY FABRIC(sling fabric)			
• 05-111 (White)	---	---	---
• 05-126 (Brindle)	---	---	---
• 05-147 Cadet Blue	---	---	---
• 05-149 (Silver)	---	---	---
• 05-155 (Surf)	---	---	---
• 05-716 (Natural)	---	---	---
• 05-719 (Silver)	---	---	---
• 05-720 (Smoke)	---	---	---
FINISH			
• DOV (Dove)	---	---	---
• DRF (Driftwood)	---	---	---
• GRA (Graphite)	---	---	---
• TBK (Textured Black)	---	---	---
• TMO (Textured Mocha)	---	---	---
• TWT (Textured White)	---	---	---

Ordering Options	Rect Dining Tables	Square Dining Tables	Round Dining Tables
	A02_-AC A02_-SC, A02_-SWAC	A02_-BS A02_-SWBS	A02_-CS A02_-SWCS
FINISH			
• DOV (Dove)	---	---	---
• DRF (Driftwood)	---	---	---
• GRA (Graphite)	---	---	---
• TBK (Textured Black)	---	---	---
• TMO (Textured Mocha)	---	---	---
• TWT (Textured White)	---	---	---

****See following page for Occasional Tables****

Occasional Tables					
Item	Description	W x D x H	Wt.	Cu.Ft.	Price
A019-04	Square Metal Slat Cocktail	33x33x16	43	10.1	1139
A019-RCT	Rectangular Cocktail	48x30x16	50	19.5	2009
A019-RO	Round Metal Slat End	25x25x20	27	6.7	809
A019-CT	Console Table	60x15x30	50	19.5	1869

How to Order

Ordering Options	Cocktail Tables	End Table	Console Table
	A019-04, RCT	A019-RO	A019-CT
FINISH			
• DOV (Dove)	—	—	—
• DRF (Driftwood)	—	—	—
• GRA (Graphite)	—	—	—
• TBK (Textured Black)	—	—	—
• TMO (Textured Mocha)	—	—	—
• TWT (Textured White)	—	—	—

**Camden
Suite: W013**

Category: Outdoor Collections

Versatility at its finest. Crafted from commercial grade aluminum and HDPE performance resin wicker, Camden is perfectly modular and able to accommodate outdoor living spaces of any shape or size. Generous proportions and tapered back pillows make this collection extremely comfortable. The Heathered Grey resin wicker finish is designed to emulate weathered rattan while providing years of enjoyment.



Introduced: 2/1/2022 **Country of Origin:** China, USA

Item	Description	W x D x H	Wt.	Cu.Ft.	Price	Special Fabric Offerings
Complete Corner Sectional						Available Fabrics: O127-18S Sand and O127-19S Dove
W013-30	Corner Sectional	34x34x32	64	28.6	2139	
W013-30-C	Corner Sectional Cushions		20	14.8	1070	
Complete Single LAF Chair						
W013-23	Single LAF Chair	34x34x32	60	28.6	2000	
W013-23-C	Single LAF Chair Cushions		10	7.55	800	
Complete Single RAF Chair						
W013-21	Single RAF Chair	34x34x32	60	28.6	2000	
W013-21-C	Single RAF Chair Cushions		10	7.55	800	
Complete Single Slipper Chair						
W013-20	Armless Chair	32x34x32	54	28.6	1600	
W013-20-C	Armless Chair Cushions		10	7.55	800	
Complete Ottoman						
W013-00	Ottoman Frame	32x32x13	40	15.9	1069	
W013-00-C	Ottoman Cushion		10	7.55	540	

Item	Description	W x D x H	Wt.	Cu.Ft.	Price	Graded Prices - Fabric									
						26	27	28	29	30	31	32	33	34	35
Complete Corner Sectional						3279	3329	3379	3439	3489	3539	3599	3649	3699	3759
W013-30	Corner Sectional	34x34x32	64	28.6	2139										
W013-30-C	Corner Sectional Cushions		20	14.8		1140	1190	1240	1300	1350	1400	1460	1510	1560	1620
Complete Single LAF Chair						2870	2920	2980	3030	3080	3140	3190	3240	3300	3350
W013-23	Single LAF Chair	34x34x32	60	28.6	2000										
W013-23-C	Single LAF Chair Cushions		10	7.55		870	920	980	1030	1080	1140	1190	1240	1300	1350
Complete Single RAF Chair						2870	2920	2980	3030	3080	3140	3190	3240	3300	3350
W013-21	Single RAF Chair	34x34x32	60	28.6	2000										
W013-21-C	Single RAF Chair Cushions		10	7.55		870	920	980	1030	1080	1140	1190	1240	1300	1350
Complete Single Slipper Chair						2470	2520	2580	2630	2680	2740	2790	2840	2900	2950
W013-20	Armless Chair	32x34x32	54	28.6	1600										
W013-20-C	Armless Chair Cushions		10	7.55		870	920	980	1030	1080	1140	1190	1240	1300	1350
Complete Ottoman						1679	1709	1749	1789	1829	1869	1909	1949	1989	2029
W013-00	Ottoman Frame	32x32x13	40	15.9	1069										
W013-00-C	Ottoman Cushion		10	7.55		610	640	680	720	760	800	840	880	920	960

ACCENT PILLOWS INCLUDED
NONE - Pillows are sold separately

Item	Seat Length	Seat Depth	Seat Height	Arm Height
W013-30	22	22	19	-
W013-23,21	32	22	19	32
W013-20	32	22	19	-

Seat connectors are included with the following sectional pieces: 30, 23, 21, 20

COM Yardage Requirements-Fabric only

Please reference the COM Program Procedures at the front of the price book for any necessary information.
Order as fabric # COM-O, Pricing is same as grade 26

Item	Plain Railroad	Plain Up the Bolt	Small Stripe Railroad	Wide Stripe or Plaids	Center Match
W013-30- C	4.7	5.2	5.8	6.2	7.1
W013-23- C, 21- C	4.0	4.4	4.8	5.2	5.9
W013-20- C	4.0	4.4	4.8	5.2	5.9
W013-00- C	2.1	2.3	2.5	2.8	3.1

How to Order

Ordering Options	Sectional Corner Cushions	Sectional LAF & RAF Chair Cushions	Sectional Slipper Chair Cushions	Sectional Ottoman Cushion
	W013-30-C	W013-23-C, W013-21-C	W013-20-C	W013-00-C
BODY FABRIC				
WELT FABRIC				
• TOPSTITCH (Top Stitched)	---	---	---	---
• SELFWELT (Welted in Body Fabric)	---	---	---	---
• Contrasting to Body Fabric (Welted)	\$120	\$120	\$120	\$90
SEAT CUSHION FILL				
• LOUNGE	---	---	---	---
• PREMIER	\$230	\$230	\$230	\$230
BACK FILL				
• LOUNGE	---	---	---	---
• PREMIER	\$140	\$140	\$140	---

- ▶ Following solid fabrics are available as Contrasting Welt: O115 and O116, all colors
- ▶ There is no "How to Order" for the frame skus, they are stocked items

Category: Outdoor Accent Tables **Carmen Suite: S001**

Sculptural, modern shapes that are hand-cast from crushed lava stone, these solid tables evoke a sense of authenticity that is true to their process. The inherent variations in texture and color give each piece unique character.



Introduced: 12/1/2022 **Country of Origin:** Mexico

Item # Codes:
S001-XX-C Chalk stone
S001-XX-S Slate stone

Indicate "C" or "S" in place of "_" when ordering
Example: S001-04-C for a Round Cocktail Table in Chalk stone

Item	Description	W x D x H	Wt.	Cu.Ft.	Price
S001-RCT-	Rectangular Cocktail Table	48x32x16	195	29.3	2409
S001-04-	Round Cocktail Table	42x42x16	175	29.3	1969
S001-RO-	Round End Table	16x16x20	85	26.5	679

Category: Outdoor Collections **Emma Suite: W007**

Danish modern cues with transitional twist make Emma an instant classic. The natural colors of the aluminum frame finish emulate stained white oak that blends with the natural raffia HDPE performance resin wicker.



Introduced: 2/1/2022 **Country of Origin:** China, USA

Item	Description	W x D x H	Wt.	Cu.Ft.	Price	<i>Special Fabric Offerings</i>	
Complete Accent Chair						Available Fabrics: O127-18S Sand and O127-19S Dove	
W007-02	Accent Chair Frame	29x29x26	45	16.1	1809		
W007-02-C	Accent Chair Cushions		10	7.55	600		

Item	Description	W x D x H	Wt.	Cu.Ft.	Price	Graded Prices - Fabric									
						26	27	28	29	30	31	32	33	34	35
Complete Accent Chair						2479	2539	2589	2639	2699	2749	2799	2859	2909	2959
W007-02	Accent Chair Frame	29x29x26	45	16.1	1809										
W007-02-C	Accent Chair Cushions		10	7.55		670	730	780	830	890	940	990	1050	1100	1150

ACCENT PILLOWS INCLUDED
 NONE - Pillows are sold separately

Item	Seat Length	Seat Depth	Seat Height	Arm Height
W007-05	26	16	18.5	26

COM Yardage Requirements-Fabric only
 Please reference the COM Program Procedures at the front of the price book for any necessary information.
 Order as fabric # **COM-O**, Pricing is same as grade 26

Item	Plain Railroad	Plain Up the Bolt	Small Stripe Railroad	Wide Stripe or Plaids	Center Match
W007-02- C	3.2	3.5	3.9	4.2	4.8

How to Order

<i>Ordering Options</i>		Accent Chair Cushion
BODY FABRIC		W007-02- C
WELT FABRIC		
• TOPSTITCH (Top Stitched)		—
• SELFWELT (Welted in Body Fabric)		—
• Contrasting to Body Fabric (Welted)		\$120
SEAT CUSHION FILL		
• LOUNGE		—
• PREMIER		\$230

- ▶ Following solid fabrics are available as Contrasting Welt: O115 and O116, all colors
- ▶ There is no "How to Order" for the frame skus, they are stocked items

Category: Outdoor Collections

Frances
Suite: W009

The light and airy feel of the Frances accent chair makes it great for beach front escapes or desert mountain retreats. The tones of the Natural Raffia resin wicker pair well with teak, upholstery, or a range of aluminum finishes. Crafted from commercial grade aluminum and HDPE performance resin wicker.



Introduced: 2/1/2022 Country of Origin: China, USA

Item	Description	W x D x H	Wt.	Cu.Ft.	Price	Special Fabric Offerings									
Complete Accent Chair						Available Fabrics:									
W009-02	Accent Chair Frame	31x30x36	45	25.6	1809	O127-18S Sand and O127-19S Dove									
W009-02-C	Accent Chair Cushions		10	7.55	600										

						Graded Prices - Fabric									
Item	Description	W x D x H	Wt.	Cu.Ft.	Price	26	27	28	29	30	31	32	33	34	35
Complete Accent Chair						2479	2539	2589	2639	2699	2749	2799	2859	2909	2959
W009-02	Accent Chair Frame	31x30x36	45	25.6	1809										
W009-02-C	Accent Chair Cushions		10	7.55		670	730	780	830	890	940	990	1050	1100	1150

ACCENT PILLOWS INCLUDED
NONE - Pillows are sold separately

Item	Seat Length	Seat Depth	Seat Height	Arm Height
W009-05	26	16	19	28

COM Yardage Requirements-Fabric only					
Please reference the COM Program Procedures at the front of the price book for any necessary information.					
Order as fabric # COM-O, Pricing is same as grade 26					
Item	Plain Railroad	Plain Up the Bolt	Small Stripe Railroad	Wide Stripe or Plaids	Center Match
W009-02- C	3.0	3.3	3.6	3.9	4.5

How to Order

Ordering Options		Accent Chair Cushion
		W009-02- C
BODY FABRIC		
WELT FABRIC		
• TOPSTITCH (Top Stitched)		---
• SELFWELT (Weltd in Body Fabric)		---
• Contrasting to Body Fabric (Weltd)		\$120
SEAT CUSHION FILL		
• LOUNGE		---
• PREMIER		\$230

- ▶ Following solid fabrics are available as Contrasting Welt: O115 and O116, all colors
- ▶ There is no "How to Order" for the frame skus, they are stocked items

**Huntington
Suite: W003**

Category: Outdoor Collections

Huntington is the perfect marriage of style and function. Clean, transitional design blurs the lines between indoor and outdoor spaces. Luxurious cushions and natural textures of the hand-woven performance resin wicker create a harmonious balance that you must experience to appreciate.

The dining chairs can be used without cushions.



Introduced: 1/1/2020 Country of Origin: China, USA

Item # Codes:

- W003-XX-N Natural Raffia finish(not available on 2 Seat Sofa, Arm Chair, or Side Chair)
- W003-XX-R Weathered Raffia finish

Indicate "N" or "R" in place of " _ " when ordering

Example: W003-62-N for a 3 Seat Sofa Frame in Natural Raffia finish

Ready to Ship

Item	Description	W x D x H	Wgt	Cu.Ft.	Price	Ready to Ship
W003-62B2SR49	2/1 Sofa	88x37x37	139	84.7	5518	Weathered Raffia Frame O116-49/TOPSTITCHED/LOUNGE
W003-12SR49	Lounge Chair	36x37x37	77	37.05	2649	
W003-05SR49	Swivel Lounge Chair	36x37x37	93	37.05	2989	
Sectional Items						
W003-30SR49	Corner Sectional	37x37x37	79	37.05	2379	
W003-23SR49	LAF Chair	30.5x37x37	70	34.35	2120	
W003-21SR49	RAF chair	30.5x37x37	70	34.35	2120	
W003-20SR49	Armless Chair	26x37x37	64	31.95	1980	

► There is no "How to Order" for Ready to Ship pieces, they are stocked items and only come in fabric/finish noted above.

Item	Description	W x D x H	Wt.	Cu.Ft.	Price	Special Fabric Offerings
Complete 3 Seat Sofa						Available Fabrics: O127-18S Sand and O127-19S Dove
W003-62-	3 Seat Sofa Frame	88x37x32	109	61.7	3339	
W003-62- C	3 Seat Sofa Cushions		30	23	1470	
Complete 3/1 Sofa						
W003-62-	3 Seat Sofa Frame	88x37x32	109	61.7	3339	
W003-62B3- C	3/1 Sofa Cushions		30	23	1739	
Complete 2/1 Sofa						
W003-62-	3 Seat Sofa Frame	88x37x32	109	61.7	3339	
W003-62B2- C	2/1 Sofa Cushions		30	23	1739	
Complete 2 Seat Sofa						
W003-42-R	2 Seat Sofa Frame	61.5x37x32	65	59.3	3009	
W003-42-RC	2 Seat Sofa Cushions		20	14.8	1270	
Complete Lounge Chair						
W003-12-	Lounge Chair Frame	36x37x32	67	29.5	1869	
W003-12- C	Lounge Chair Cushions		10	7.55	600	
Complete Swivel Lounge Chair						
W003-05-	Swivel Lounge Chair Frame	36x37x32.5	83	29.5	2209	
W003-05- C	Swivel Lounge Chair Cushions		10	7.55	600	
Complete Ottoman						
W003-01-	Ottoman Frame	26x26x13	52	5.1	1009	
W003-01- C	Ottoman Cushion		10	7.55	400	
Dining Items						
Complete Arm Chair						
W003-AC-R	Dining Arm Chair Frame	24.5x24.5x35.5	48	12.4	1209	
W003-AC-RC	Dining Arm Chair Cushion		10	7.55	270	
Complete Side Chair						
W003-SC-R	Dining Side Chair Frame	17.5x22x36	18	7.9	1069	
W003-SC-RC	Dining Side Chair Cushion		10	7.55	270	

****See following page for Sectional Items Special Offering & Graded Prices****

Category: Outdoor Collections

Item # Codes:

- W003-XX-N Natural Raffia finish(not available on 2 Seat Sofa, Arm Chair, or Side Chair)
- W003-XX-R Weathered Raffia finish

Indicate "N" or "R" in place of " _ " when ordering

Example: W003-62-N for a 3 Seat Sofa Frame in Natural Raffia finish

Sectional Items						Special Fabric Offerings									
Item	Description	W x D x H	Wt.	Cu.Ft.	Price										
Complete Curved Armless Loveseat															
W003-45-	Curved Armless Loveseat	61x40x32	80	55.9	3079										
W003-45- C	Curved Armless Loveseat Cushion		10	7.55	1470										
Complete Corner Sectional															
W003-30-	Corner Sectional	37x37x32	69	29.5	1469										
W003-30- C	Corner Sectional Cushions		10	7.55	670										
Complete Single LAF Chair															
W003-23-	Single LAF Chair	30.5x37x32	60	26.8	1340										
W003-23- C	Single LAF Chair Cushions		10	7.55	600										
Complete Single RAF Chair															
W003-21-	Single RAF Chair	30.5x37x32	60	26.8	1340										
W003-21- C	Single RAF Chair Cushions		10	7.55	600										
Complete Single Slipper Chair															
W003-20-	Single Slipper Chair	26x37x32	94	24.4	1200										
W003-20- C	Single Slipper Chair Cushions		10	7.55	600										
Complete Ottoman															
W003-01-	Ottoman Frame	26x26x13	52	5.1	1009										
W003-00- C	Ottoman Cushion		10	7.55	400										

Available Fabrics:
O127-18S Sand and O127-19S Dove

						Graded Prices - Fabric									
Item	Description	W x D x H	Wt.	Cu.Ft.	Price	26	27	28	29	30	31	32	33	34	35
Complete 3 Seat Sofa						5209	5279	5339	5409	5479	5539	5609	5679	5739	5809
W003-62-	3 Seat Sofa Frame	88x37x32	109	61.7	3339										
W003-62- C	3 Seat Sofa Cushions		30	23	1870	1940	2000	2070	2140	2200	2270	2340	2400	2470	
Complete 3/1 Sofa						5378	5448	5518	5588	5658	5728	5798	5868	5938	6008
W003-62-	3 Seat Sofa Frame	61.5x37x32	65	59.3	3339										
W003-62B3- C	3/1 Sofa Cushions		20	14.8	2039	2109	2179	2249	2319	2389	2459	2529	2599	2669	
Complete 2/1 Sofa						5378	5448	5518	5588	5658	5728	5798	5868	5938	6008
W003-62-	3 Seat Sofa Frame	88x37x32	109	61.7	3339										
W003-62B2- C	2/1 Sofa Cushions		30	23	2039	2109	2179	2249	2319	2389	2459	2529	2599	2669	
Complete 2 Seat Sofa						4409	4479	4549	4609	4679	4749	4809	4879	4949	5009
W003-42-R	2 Seat Sofa Frame	61.5x37x32	65	59.3	3009										
W003-42-RC	2 Seat Sofa Cushions		20	14.8	1400	1470	1540	1600	1670	1740	1800	1870	1940	2000	
Complete Lounge Chair						2539	2599	2649	2699	2759	2809	2859	2919	2969	3019
W003-12-	Lounge Chair Frame	36x37x32	67	29.5	1869										
W003-12- C	Lounge Chair Cushions		10	7.55	670	730	780	830	890	940	990	1050	1100	1150	
Complete Swivel Lounge Chair						2879	2939	2989	3039	3099	3149	3199	3259	3309	3359
W003-05-	Swivel Lounge Chair Frame	36x37x32.5	83	29.5	2209										
W003-05- C	Swivel Lounge Chair Cushions		10	7.55	670	730	780	830	890	940	990	1050	1100	1150	
Complete Ottoman						1479	1519	1559	1599	1639	1679	1719	1759	1799	1839
W003-01-	Ottoman Frame	26x26x13	52	5.1	1009										
W003-01- C	Ottoman Cushion		10	7.55	470	510	550	590	630	670	710	750	790	830	
Dining Items						1549	1589	1629	1669	1709	1749	1789	1829	1869	1909
Complete Arm Chair						1549	1589	1629	1669	1709	1749	1789	1829	1869	1909
W003-AC-R	Dining Arm Chair Frame	24.5x24.5x36	48	12.4	1209										
W003-AC-RC	Dining Arm Chair Cushion	24.5x24.5x35.5	10	7.55	340	380	420	460	500	540	580	620	660	700	
Complete Side Chair						1409	1449	1489	1529	1569	1609	1649	1689	1729	1769
W003-SC-R	Dining Side Chair Frame	17.5x22x36	18	7.9	1069										
W003-SC-RC	Dining Side Chair Cushion	17.5x22x35.5	10	7.55	340	380	420	460	500	540	580	620	660	700	

See following page for Graded Sectional Items, General Information, COM requirements

Category: Outdoor Collections

Sectional Items															
Complete Curved Armless Loveseat	61x40x32					4649	4699	4749	4799	4849	4899	4949	4999	5049	5099
W003-45-	Curved Armless Loveseat	61x40x32	69	29.5	3079										
W003-45- C	Curved Armless Loveseat Cushion		10	7.55		1570	1620	1670	1720	1770	1820	1870	1920	1970	2020
Complete Corner Sectional	37x37x37					2269	2329	2379	2429	2489	2539	2589	2649	2699	2749
W003-30-	Corner Sectional	37x37x32	69	29.5	1469										
W003-30- C	Corner Sectional Cushions		10	7.55		800	860	910	960	1020	1070	1120	1180	1230	1280
Complete Single LAF Chair	30.5x37x37					2010	2070	2120	2170	2230	2280	2330	2390	2440	2490
W003-23-	Single LAF Chair	30.5x37x32	60	26.8	1340										
W003-23- C	Single LAF Chair Cushions		10	7.55		670	730	780	830	890	940	990	1050	1100	1150
Complete Single RAF Chair	30.5x37x37					2010	2070	2120	2170	2230	2280	2330	2390	2440	2490
W003-21-	Single RAF Chair	30.5x37x32	60	26.8	1340										
W003-21- C	Single RAF Chair Cushions		10	7.55		670	730	780	830	890	940	990	1050	1100	1150
Complete Single Slipper Chair	26x37x37					1870	1930	1980	2030	2090	2140	2190	2250	2300	2350
W003-20-	Single Slipper Chair	26x37x32	94	24.4	1200										
W003-20- C	Single Slipper Chair Cushions		10	7.55		670	730	780	830	890	940	990	1050	1100	1150
Complete Ottoman	26x26x20.5					1479	1519	1559	1599	1639	1679	1719	1759	1799	1839
W003-01-	Ottoman Frame	26x26x13	52	5.1	1009										
W003-00- C	Ottoman Cushion		10	7.55		470	510	550	590	630	670	710	750	790	830

ACCENT PILLOWS INCLUDED
NONE - Pillows are sold separately

Seat connectors are included with the following sectional pieces: 45, 30, 23, 21, 20

Fire Tables					
Item	Description	W x D x H	Wt.	Cu.Ft.	Price
W003-RFT-	Rectangle Fire Table	48x30x24	90	27.3	4739
W003-RDFT-	Round Fire Table	42x42x24	93	32.8	4739
Conversion Kit					
19231-28	Natural Gas Conversion Kit	42x42x24	93	32.8	0

Item	Seat Length	Seat Depth	Seat Height	Arm Height
W003-62	78.5	21	21	26
W003-42	52	21	21	26
W003-12	26	21	21	26
W003-05	26	21	22	26
W003-AC	19	20	21	25
W003-SC	17.5	17	21	-
W003-45	61	21	21	-
W003-30	21	21	21	-
W003-23,21	26	21	21	26
W003-20	26	21	21	-

Fire Tables:
Propane fueled. 60,000 BTU burner. Lid included. Must select rock option.
Converts to natural gas with conversion kit above. Includes hose & metal connector.

COM Yardage Requirements-Fabric only					
Please reference the COM Program Procedures at the front of the price book for any necessary information.					
Order as fabric # COM-O, Pricing is same as grade 26					
Item	Plain Railroad	Plain Up the Bolt	Small Stripe Railroad	Wide Stripe or Plaids	Center Match
W003-62- C	7.5	8.2	9.1	9.9	11.2
W003-62B2- C	9.0	9.9	11.0	11.9	13.5
W003-62B3- C	9.0	9.9	11.0	11.9	13.5
W003-42- C	5.7	6.3	7.0	7.6	8.6
W003-12- C	2.9	3.1	3.5	3.8	4.3
W003-05- C	2.9	3.1	3.5	3.8	4.3
W003-01- C	1.8	1.9	2.1	2.3	2.6
W003-AC- C	1.7	1.8	2.0	2.2	2.5
W003-SC- C	1.5	1.7	1.9	2.0	2.3
W003-45- C	6.4	7.0	7.8	8.4	9.6
W003-30- C	3.6	4.0	4.4	4.8	5.4
W003-23- C, 21- C	2.9	3.1	3.5	3.8	4.3
W003-20- C	2.9	3.1	3.5	3.8	4.3
W003-00- C	1.8	1.9	2.1	2.6	2.6

****See following page for How to Order****

Huntington Suite: W003

Category: Outdoor Collections

How to Order

Ordering Options	Sofa Cushions		Chair Cushions	Ottoman Cushion	Dining Chair & Stool Cushions
	W003-62-_C, W003-42-RC	W003-62B2-_C, W003-62B3-RC	W003-12-_C, W003-05-_C	W003-01-_C	W003-AC-RC, W003-SC-RC
BODY FABRIC					
WELT FABRIC					
• TOPSTITCH (Top Stitched)	---	---	---	---	---
• SELFWELT (Weltd in Body Fabric)	---	---	---	---	---
• Contrasting to Body Fabric (Weltd)	\$120	\$120	\$120	\$90	\$90
SEAT CUSHION FILL					
• LOUNGE	---	---	---		
• PREMIER	\$380	\$380	\$230		

Ordering Options	Sectional Corner Cushions	Sectional LAF & RAF Chair Cushions	Sectional Slipper Chair Cushions	Sectional Ottoman Cushion
	W003-30-_C	W003-23-_C, W003-21-_C	W003-20-_C	W003-00-_C
BODY FABRIC				
WELT FABRIC				
• TOPSTITCH (Top Stitched)	---	---	---	---
• SELFWELT (Weltd in Body Fabric)	---	---	---	---
• Contrasting to Body Fabric (Weltd)	\$120	\$120	\$120	\$90
SEAT CUSHION FILL				
• LOUNGE	---	---	---	---
• PREMIER	\$230	\$230	\$230	\$230

- ▶ Following solid fabrics are available as Contrasting Welt: O115 and O116, all colors
- ▶ There is no "How to Order" for the frame skus, they are stocked items

Ordering Options	Fire Table
	W003-RFT- W003-RDFT-
Rocks	
• CFG-D (Clear Glass Gems)	---
• LAV-TMB (Tumbled Lava Rock)	---

Lacy Suite: A013

Category: Outdoor Accent Tables

Chic and contemporary, the Lacy table features Travertine faux stone Finish in an elegant waterfall design that will be an instant conversation piece.

Introduced: 1/1/2020 **Country of Origin:** China



Item	Description	W x D x H	Wt.	Cu.Ft.	Price
A013-04	Rectangular Cocktail Table	48x30x16.5	78	19.2	2269

Category: Outdoor Collections

**Leighton
Suite: W005**

This sophisticated modern design brings the look of the islands home. Constructed of commercial grade aluminum and HDPE performance resin wicker. The resin wicker is a natural raffia color and the aluminum frame is finished in a rich, black finish to accentuate the silhouette. Leighton is the perfect complement to your outdoor oasis.



Introduced: 2/1/2022 Country of Origin: China, USA

Item	Description	W x D x H	Wt.	Cu.Ft.	Price	Special Fabric Offerings
Complete Accent Chair						Available Fabrics: O127-18S Sand and O127-19S Dove
W005-02	Accent Chair Frame	29x29x36	45	16.1	1809	
W005-02-C	Accent Chair Cushions		10	7.55	600	

		Graded Prices - Fabric													
Item	Description	W x D x H	Wt.	Cu.Ft.	Price	26	27	28	29	30	31	32	33	34	35
Complete Accent Chair						2479	2539	2589	2639	2699	2749	2799	2859	2909	2959
W005-02	Accent Chair Frame	29x29x36	45	16.1	1809										
W005-02-C	Accent Chair Cushions		10	7.55		670	730	780	830	890	940	990	1050	1100	1150

ACCENT PILLOWS INCLUDED
NONE - Pillows are sold separately

Item	Seat Length	Seat Depth	Seat Height	Arm Height
W005-05	26	16	18.5	26

COM Yardage Requirements-Fabric only
Please reference the COM Program Procedures at the front of the price book for any necessary information.
Order as fabric # COM-O, Pricing is same as grade 26

Item	Plain Railroad	Plain Up the Bolt	Small Stripe Railroad	Wide Stripe or Plaids	Center Match
W005-02-C	3.2	3.5	3.9	4.2	4.8

How to Order

Ordering Options		Accent Chair Cushion
		W005-02-C
BODY FABRIC		
WELT FABRIC		
• TOPSTITCH (Top Stitched)		—
• SELFWELT (Welted in Body Fabric)		—
• Contrasting to Body Fabric (Welted)		\$120
SEAT CUSHION FILL		
• LOUNGE		—
• PREMIER		\$230

- ▶ Following solid fabrics are available as Contrasting Welt: O115 and O116, all colors
- ▶ There is no "How to Order" for the frame skus, they are stocked items

Poufs

Category: Poufs - Vendor Direct

Globally inspired vibe of natural fiber for outdoor settings. Lends texture and warm neutrality.

Materials: 100% Polyester

Cleaning: Clean with soap or detergent and rinse with clean water. Air dry.



Introduced: 10/1/2022 **Country of Origin:** India

Item	Description	W x D x H	Price
SAS-01-NATURAL	SOSHA POUF NATURAL	18x18x12	129
SAS-14-GINGER	SOSHA POUF GINGER	18x18x12	129
SAS-15-BLUE	SOSHA POUF BLUE	18x18x12	129
SAS-13-MUSHROOM	SOSHA POUF MUSHROOM	18x18x12	129
SAS-12-TL-HETH	SOSHA POUF TEAL HEATHER	18x18x12	129
SAS-08-GY-HETH	SOSHA POUF GRAY HEATHER	18x18x12	129
MDR-01-BLACK	MADRID POUF BLACK	20x20x14	189
MDR-02-ORANGE	MADRID POUF ORANGE	20x20x14	189
MDR-03-BLUE	MADRID POUF BLUE	20x20x14	189
RNK-01-BLUE	RICHMOND POUF BLUE	18x18x18	239
RNK-02-GRAY	RICHMOND POUF GRAY	18x18x18	239
MOT-04-TEAL	MONTGOMERY POUF TEAL *	18x18x18	299
MOT-02-GRAY	MONTGOMERY POUF GRAY	18x18x18	299
MOT-05-GREEN	MONTGOMERY POUF GREEN	18x18x18	299
MOT-06-BRICK	MONTGOMERY POUF BRICK	18x18x18	299

► MOT-04-TEAL replaces existing sku: BA-MOT2-AQUA.

**Savannah
Suite: W001**

Category: Outdoor Collections

Taking design cues from mid-century rattan and wicker furniture, Savannah is a true classic that is here to stay. Subtle curves and meticulous detail give this traditional design a nuance that harkens to a simpler time yet executed in materials made to withstand today's demanding lifestyle.



Introduced: 1/1/2020 Country of Origin: China, USA

Item # Codes:

- W001-XX-B Bridle finish
- W001-XX-R Weathered Raffia finish

Indicate "B" or "R" in place of "_" when ordering

Example: W001-09-B for a Swivel Glider Chair Frame in Bridle finish

Item	Description	W x D x H	Wt.	Cu.Ft.	Price	Special Fabric Offerings									
	Complete Swivel Glider Chair	30.5x35x41			2539	Available Fabrics: O127-18S Sand and O127-19S Dove									
W001-09-	Swivel Glider Chair Frame	30.5x35x37.5	68	25.2	1939										
W001-09-C	Swivel Glider Chair Cushions		10	7.55	600										

Item	Description	W x D x H	Wt.	Cu.Ft.	Price	Graded Prices - Fabric									
						26	27	28	29	30	31	32	33	34	35
	Complete Swivel Glider Chair	30.5x35x41				2609	2669	2719	2769	2829	2879	2929	2989	3039	3089
W001-09-	Swivel Glider Chair Frame	30.5x35x37.5	68	25.2	1939										
W001-09-C	Swivel Glider Chair Cushions		10	7.55		670	730	780	830	890	940	990	1050	1100	1150

ACCENT PILLOWS INCLUDED
NONE - Pillows are sold separately

Item	Seat Length	Seat Depth	Seat Height	Arm Height
W001-09	23	22	21	26.5

COM Yardage Requirements-Fabric only
Please reference the COM Program Procedures at the front of the price book for any necessary information.
Order as fabric # COM-O, Pricing is same as grade 26

Item	Plain Railroad	Plain Up the Bolt	Small Stripe Railroad	Wide Stripe or Plaids	Center Match
W001-09-C	2.9	3.1	3.5	3.8	4.3

How to Order

Swivel Glider Chair Cushion	
W001-09-C	
Ordering Options	
BODY FABRIC	
WELT FABRIC	
• TOPSTITCH (Top Stitched)	—
• SELFWELT (Welted in Body Fabric)	—
• Contrasting to Body Fabric (Welted)	\$120
SEAT CUSHION FILL	
• LOUNGE	—
• PREMIER	\$230

- ▶ Following solid fabrics are available as Contrasting Welt: O115 and O116, all colors
- ▶ There is no "How to Order" for the frame skus, they are stocked items

Category: Outdoor Collections

Sawyer Suite: W011

This mid-century architectural silhouette is striking on its own or used as an accent piece. The cushion-free design uses HDPE performance resin wicker as the seat and back, giving a soft but supportive feel. The resin wicker is natural raffia color. The natural colors of the aluminum frame finish emulate stained white oak that blends with the natural raffia.



Introduced: 2/1/2022 **Country of Origin:** China

Item	Description	W x D x H	Wt.	Cu.Ft.	Price
W011-02	Accent Chair	28x34x33	45	29.7	1869

ACCENT PILLOWS INCLUDED
NONE - Pillows are sold separately

Item	Seat Length	Seat Depth	Seat Height	Arm Height
W011-02	24.5	21	15	23.5

Category: Outdoor Collections

Trent Outdoor Suite: U005

The Trent chairs feature a transitional track arm design that blends seamlessly with any outdoor space design. All pieces are constructed with marine grade laminated wood, antimicrobial treated foam and fiber, and stainless-steel fasteners. Trent is available in all Bassett Outdoor fabrics. Designed and made in the USA.



Introduced: 3/1/2021 **Country of Origin:** USA

Item	Description	W x D x H	Wt.	Cu.Ft.	Price	<i>Special Fabric Offerings</i>									
U005-02	Accent Chair	31x36x38.5	70	22.3	2139	Available Fabrics: O127-18S Sand and O127-19S Dove									
U005-05	Swivel Chair	31x36x38.5	94	22.3	2269										

Graded Prices - Fabric														
Item	Description	W x D x H	Wt.	Cu.Ft.	26	27	28	29	30	31	32	33	34	35
U005-02	Accent Chair	31x36x38.5	70	22.3	2269	2349	2419	2499	2579	2649	2729	2789	2859	2939
U005-05	Swivel Chair	31x36x38.5	94	22.3	2409	2489	2549	2629	2709	2779	2859	2929	2989	3069

ACCENT PILLOWS INCLUDED
NONE - Pillows are sold separately

Item	Seat Length	Seat Depth	Seat Height	Arm Height
U005-02,05	24.5	22	19	25

COM Yardage Requirements-Fabric only

Please reference the COM Program Procedures at the front of the price book for any necessary information.
Order as fabric # COM-O, Pricing is same as grade 26

Item	Plain Railroad	Plain Up the Bolt	Small Stripe Railroad	Wide Stripe or Plaids	Center Match
U005-02, 05	6.3	6.9	7.6	8.3	9.4

How to Order

Ordering Options	Accent Chair	Swivel Chair
	U005-02	U005-05
BODY FABRIC		
WELT FABRIC		
• TOPSTITCH (Top Stitched)	—	—
• SELFWELT (Welted in Body Fabric)	—	—
• Contrasting to Body Fabric (Welted)	\$120	\$120
SEAT CUSHION FILL		
• LOUNGE	—	—
• PREMIER	\$230	\$230

► Following solid fabrics are available as Contrasting Welt: O115 and O116, all colors

**Walker
Suite: A027**

Category: Outdoor Collections

Modern design meets cushion-free comfort with the Walker collection. Constructed from commercial grade aluminum and sling fabric, this collection is perfect for small spaces, pool decks, or any outdoor living space. Available in multiple paint finishes and fabric choices for a customized look. Designed, sourced, and made in the USA.



Introduced: 2/1/2022 Country of Origin: USA

Item	Description	W x D x H	Wt.	Cu.Ft.	Price
Chair/Chaise					
A027-12	Lounge Chair	29x34x35	30	31.1	869
A027-CL	Chaise Lounge	27x86x40	50	52.7	1469

Accent Table					
A027-RO	Round End Table	22x22x20	30	7.9	869

ACCENT PILLOWS INCLUDED
NONE - Pillows are sold separately

Item	Seat Length	Seat Depth	Seat Height	Arm Height
A027-12	24.5	21	15	23
A027-CL	22	53	14	-

How to Order

<i>Ordering Options</i>	<i>Lounge Chair</i>	<i>Chaise Lounge</i>	<i>Round End Table</i>
	A027-12	A027-CL	A027-RO
BODY FABRIC(sling fabric)			
• 05-111 (White)	—	—	—
• 05-126 (Brindle)	—	—	—
• 05-147 Cadet Blue)	—	—	—
• 05-149 (Silver)	—	—	—
• 05-155 (Surf)	—	—	—
• 05-716 (Natural)	—	—	—
• 05-719 (Silver)	—	—	—
• 05-720 (Smoke)	—	—	—
FINISH			
• DOV (Dove)	—	—	—
• DRF (Driftwood)	—	—	—
• GRA (Graphite)	—	—	—
• TBK (Textured Black)	—	—	—
• TMO (Textured Mocha)	—	—	—
• TWT (Textured White)	—	—	—

Umbrellas & Bases

Category: Umbrellas & Bases - Vendor Direct

Introduced: 1/1/2020 Country of Origin: Assembled in the USA with globally sourced materials

Item	Description	W x D x H	Price
9BPP	Bridgewater Umbrella	9' Diameter	1599
9MCR-T	Market Umbrella w/Tilt	9' Diameter	899
10CANT-CB	Cantilever Umbrella	10' Diameter	6299
AB110	Aluminum Umbrella Base	23" Diameter	599
CB19	Concrete Umbrella Base	19" Diameter	199

► Bridgewater and Market Umbrellas are 8' high, Cantilver Umbrella is 10' high. The finish on the cantilever umbrella stand is bronze.

How to Order

Ordering Options		Umbrellas	
		9BPP, 9MCR-T	10CANT-CB
COLOR			
POLE FINISH			

Bridgewater & Market Fabric Colors

Choices of COLOR for 9BPP and 9MCR-T	
U4602	SUNFLOWER YELLOW
U4624	SKY BLUE
U4634	WHITE
U4641	SAPPHIRE BLUE
U4642	OYSTER
U4644	CHARCOAL GREY
U4662	CREST ASH
U4664	SEA
U4677	TUSCAN
U4752	BEAUFORT CLOUD STRIPE
U4753	BEAUFORT MUSHROOM STRIPE
U4806	BEAUFORT FOREST GREEN NATRL
U4902	CAPTAIN NAVY NATRL CLASSIC
U54723	CORAL
U5702	BEAUFORT YELLOW WHITE STRIPE
U5704	BEAUFORT BLACK WHITE STRIPE
U8600	ANTIQUE BEIGE
U8601	BLACK
U8602	PACIFIC BLUE
U8603	FOREST BLUE
U8604	CHINA RED
U8605	NATURAL WHITE
U8612	CAPTAINS NAVY

Bridgewater Pole Finishes

Choices of POLE FINISH for 9BPP	
PF4	TEAK
PF5	CHESTNUT
PF6	AGED TEAK

Market Pole Finishes

Choices of COLOR for 9MCR-T	
PF1	WHITE
PF2	CHAMPAGNE BRONZE
PF3	BLACK

Cantilever Fabric Colors

Choices of COLOR for 10CANT-CB	
U5401	PACIFIC BLUE
U5402	GRANITE
U5404	NATURAL
U5422	ANTIQUE BEIGE
U5446	FOREST GREEN
U5453	CANVAS

Ordering Options		Bases
		AB110, CB19
BASE FINISH		

Aluminum Base Finishes

Choices of BASE FINISH for AB110	
AF1	WHITE
AF2	BLACK
AF3	CHAMPAGNE BRONZE
AF4	SILVER
AF5	TEAK
AF6	CHESTNUT
AF7	AGED TEAK

Concrete Base Finishes

Choices of BASE FINISH for CB19	
CF1	WHITE
CF2	BEIGE
CF3	BLACK
CF4	CHAMPAGNE BRONZE

Grade Change 6.5.23

Category: **Fabric**

Pattern	Color	Price	Per	Grd	Fabric Code	Contents	Repeat	Cleaning Code
---------	-------	-------	-----	-----	-------------	----------	--------	---------------

How to order cut fabric yardage:	1. Quantity: _____ (# of yards desired in whole #'s)
	2. Item #: FABRIC
	3. Option: _____ (list actual fabric # requested)

Double Rub Breakdown

Light Duty fabrics - 3,000 minimum double rubs
 Medium Duty fabrics - 9,000 minimum double rubs
 Heavy Duty fabrics - 15,000 minimum double rubs

****All Bassett Outdoor fabrics can also be used on any regular Bassett line product****

O102	0	Cloud	\$109.00	YD	32	C	100% Solution-Dyed	16.9" Vertical	W
	1	Ash					Acrylic	13.3" Horizontal	
	11	Dune							
	29	Pewter							
Introduced: January '20 Railroaded Sunbrella Performance Fabric Soil and stain resistant Comments: Heavy Duty Colors 0, 1 & 11 are exclusively available at Bassett Outdoor.									
O103	15	Sky	\$99.00	YD	31	A	100% Solution-Dyed	14" Vertical	W
	18	Toast					Acrylic	14" Horizontal	
Introduced: January '20 Railroaded Sunbrella Performance Fabric Soil and stain resistant Comments: Heavy Duty Based on layout and scale, this fabric will be applied randomly to the furniture selection. Color 15 is exclusively available at Bassett Outdoor.									
O104	5	Denim	\$89.00	YD	32	D	100% Solution-Dyed	13.3" Vertical	W
	21	Dove					Acrylic	14.3" Horizontal	
Introduced: January '20 Railroaded Sunbrella Performance Fabric Soil and stain resistant Comments: Heavy Duty									
O106	10	Alabaster	\$119.00	YD	32	A	100% Solution-Dyed	13.9" Vertical	W
	12	Honey					Acrylic	28.6" Horizontal	
	21	Titanium							
Introduced: January '20 Railroaded Sunbrella Performance Fabric Soil and stain resistant Comments: Heavy Duty Based on layout and scale, this fabric will be applied randomly to the furniture selection.									
O108	0	Snow	\$69.00	YD	27	A	100% Solution-Dyed	0" Vertical	W
	5	Navy					Acrylic	0" Horizontal	
Introduced: January '20 Railroaded Outdura Performance Fabric Soil and stain resistant Comments: Heavy Duty									
O109	15	Lapis	\$79.00	YD	28	A	100% Solution-Dyed	27" Vertical	W
	29	Pewter					Acrylic	8.3" Horizontal	
Introduced: January '20 Railroaded Outdura Performance Fabric Soil and stain resistant Comments: Heavy Duty Based on layout and scale, this fabric will be applied randomly to the furniture selection.									

Grade Change 6.5.23

Category: **Fabric**

Pattern	Color	Price	Per	Grd	Fabric Code	Contents	Repeat	Cleaning Code
O110	15 Denim	\$69.00	YD	30	D	100% Solution-Dyed	4.5" Vertical	W
	22 Straw					Acrylic	0" Horizontal	
	29 Ash							
	31 Smoke							
		Introduced: January '20		Comments: Heavy Duty				
		Up the roll - Not railroaded						
		Outdura Performance Fabric						
		Soil and stain resistant						
O115	0 Cloud	\$99.00	YD	28	A	100% Solution-Dyed	0" Vertical	W
	10 Ivory					Acrylic	0" Horizontal	
	15 Cobalt							
	24 Apple							
	29 Fog							
	45 Sea Crystal							
		Introduced: January '20		Comments: Heavy Duty				
		Railroaded						
		Sunbrella Performance Fabric						
		Soil and stain resistant						
		This fabric is exclusively available at Bassett Outdoor.						
O116	0 Cloud	\$89.00	YD	28	A	100% Solution-Dyed	0" Vertical	W
	1 Oyster					Acrylic	0" Horizontal	
	5 Navy							
	8 Brindle							
	10 Cream							
	15 Indigo							
	18 Driftwood							
	19 Smoke							
	24 Apple							
	25 Sky							
	26 Coral							
	28 Sand							
	39 Fog							
	45 Seamist							
	49 Dove							
79 Pebble								
		Introduced: January '20		Comments: Medium Duty				
		Railroaded						
		Sunbrella Performance Fabric						
		Soil and stain resistant						
		This fabric is exclusively available at Bassett Outdoor.						
O117	15 Sky	\$89.00	YD	30	C	100% Solution-Dyed	3.7" Vertical	W
	16 Coral					Acrylic	3.6" Horizontal	
	18 Sand							
	19 Fog							
		Introduced: January '20		Comments: Heavy Duty				
		Railroaded						
		Sunbrella Performance Fabric						
		Soil and stain resistant						
		This fabric is exclusively available at Bassett Outdoor.						
O120	4 Citron	\$49.00	YD	26	D	100% Solution-Dyed Acrylic	3.3" Horizontal	W
		Introduced: January '20		Comments: Heavy Duty				
		Up the roll - Not railroaded						
		This fabric is exclusively available at Bassett Outdoor.						

Grade Change 6.5.23

Category: **Fabric**

Pattern	Color	Price	Per	Grd	Fabric Code	Contents	Repeat	Cleaning Code
O127	18 Sand	\$59.00	YD	26	A	100% Solution-Dyed Acrylic	0" Vertical	W
	19 Dove						0" Horizontal	
					Comments: Heavy Duty			
					Introduced: January '20			
					Railroaded			
					Sunbrella Performance Fabric			
					Soil and stain resistant			
Must order as O127-18S and O127-19S when applying to Bassett Outdoor product for Special Pricing								
O130	1 Cloud	\$79.00	YD	29	A	100% Sunbrella Acrylic	0" Vertical	W
	8 Mink						0" Horizontal	
	11 Alabaster							
	15 Lapis							
	18 Mushroom							
	19 Smoke							
	25 Marine							
	28 Birch							
	35 Seamist							
	49 Silver							
	58 Sand							
	59 Graphite							
	61 Snow							
					Comments: Heavy Duty			
					Introduced: February '21			
					Railroaded			
					Sunbrella Performance Fabric			
					Soil and stain resistant			
					This fabric can be used on any Indoor or Outdoor Bassett Upholstery furniture.			
					Available in BenchMade Dining as 1580-XD.			
O131	1 Snow	\$59.00	YD	26	A	100% Solution-Dyed Acrylic	0" Vertical	W
							0" Horizontal	
					Comments: Heavy Duty			
					Introduced: February '21			
					Railroaded			
					Outdura Performance Fabric			
					Soil and stain resistant			
O132	1 Oyster	\$59.00	YD	27	A	100% Solution-Dyed Acrylic	0" Vertical	W
							0" Horizontal	
					Comments: Heavy Duty			
					Introduced: February '22			
					Railroaded			
					This fabric can be used on any Indoor or Outdoor Bassett Upholstery furniture.			
O133	5 Sailor	\$69.00	YD	28	D	100% Solution-Dyed Acrylic	4.5" Vertical	W
	6 Clay						0" Horizontal	
	11 Hemp							
	15 Coastal							
	19 Mercury							
					Comments: Heavy Duty			
					Introduced: February '23			
					Up the roll - Not railroaded			
					Performance			
					Repels and resists water-based liquids and stains.			
					This fabric can be used on any Indoor or Outdoor Bassett Upholstery furniture.			
					This fabric is subject to dye lot variations. Actual fabric may vary slightly from the swatch & is considered normal.			

Grade Change 6.5.23

Category: **Fabric**

Pattern	Color	Price	Per	Grd	Fabric Code	Contents	Repeat	Cleaning Code
O134	5 Ocean	\$79.00	YD	30	D	100% Solution-Dyed Acrylic	4.5" Vertical	W
	9 Gunmetal						0" Horizontal	
	15 Lagoon							
		Introduced: February '23		Comments: Heavy Duty				
		Up the roll - Not railroaded						
		Performance						
		Repels and resists water-based liquids and stains.						
		This fabric can be used on any Indoor or Outdoor Bassett Upholstery furniture.						
		This fabric is subject to dye lot variations. Actual fabric may vary slightly from the swatch & is considered normal.						
O135	15 Aruba	\$69.00	YD	27	A	100% Solution-Dyed Acrylic	0" Vertical	W
	19 Gray						0" Horizontal	
	25 Rain							
		Introduced: February '23		Comments: Heavy Duty				
		Railroaded						
		Performance						
		Repels and resists water-based liquids and stains.						
		This fabric can be used on any Indoor or Outdoor Bassett Upholstery furniture.						
		This fabric is subject to dye lot variations. Actual fabric may vary slightly from the swatch & is considered normal.						
O136	1 Beach	\$69.00	YD	27	A	100% Solution-Dyed Acrylic	0" Vertical	W
	6 Clay						0" Horizontal	
		Introduced: February '23		Comments: Heavy Duty				
		Railroaded						
		Performance						
		Repels and resists water-based liquids and stains.						
		This fabric can be used on any Indoor or Outdoor Bassett Upholstery furniture.						
		This fabric is subject to dye lot variations. Actual fabric may vary slightly from the swatch & is considered normal.						
O137	0 White	\$69.00	YD	27	A	100% Solution-Dyed Acrylic	0" Vertical	W
	19 Pebble						0" Horizontal	
	29 Lead							
		Introduced: January '23		Comments: Heavy Duty				
		Railroaded						
		This is a Performance fabric.						
		This fabric can be used on any Indoor or Outdoor Bassett Upholstery furniture.						
		This fabric is subject to dye lot variations. Actual fabric may vary slightly from the swatch & is considered normal.						
O138	8 Beach	\$79.00	YD	28	A	100% Solution-Dyed Acrylic	0" Vertical	W
	11 Vanilla						0" Horizontal	
	19 Silver							
		Introduced: January '23		Comments: Heavy Duty				
		Railroaded						
		This is a Performance fabric.						
		This fabric can be used on any Indoor or Outdoor Bassett Upholstery furniture.						
		This fabric is subject to dye lot variations. Actual fabric may vary slightly from the swatch & is considered normal.						
O139	9 Caviar	\$49.00	YD	26	A	100% Solution-Dyed Acrylic	0" Vertical	W
							0" Horizontal	
		Introduced: January '23		Comments: Heavy Duty				
		Railroaded						
		This is a Performance fabric.						
		This fabric can be used on any Indoor or Outdoor Bassett Upholstery furniture.						
		This fabric is subject to dye lot variations. Actual fabric may vary slightly from the swatch & is considered normal.						

Grade Change 6.5.23

Category: **Fabric**

Pattern	Color	Price	Per	Grd	Fabric Code	Contents	Repeat	Cleaning Code
O140	1 Canvas	\$69.00	YD	28	A	100% Solution-Dyed	0" Vertical	W
	4 Beachglass					Acrylic	0" Horizontal	
Introduced: January '23 Railroaded Comments: Heavy Duty This is a Performance fabric. This fabric can be used on any Indoor or Outdoor Bassett Upholstery furniture. This fabric is subject to dye lot variations. Actual fabric may vary slightly from the swatch & is considered normal.								
O141	4 Beachglass	\$79.00	YD	28	C	100% Solution-Dyed	1.5" Vertical	W
	5 Navy					Acrylic	0" Horizontal	
	15 Aqua							
	19 Nature							
	25 Blueberry							
Introduced: February '23 Railroaded Comments: Heavy Duty Performance: Sunbelievable Repels and resists water-based liquids and stains. This fabric can be used on any Indoor or Outdoor Bassett Upholstery furniture. This fabric is subject to dye lot variations. Actual fabric may vary slightly from the swatch & is considered normal.								
O142	2 Sunshine	\$79.00	YD	30	D	100% Solution-Dyed	12.5" Vertical	W
	4 Beachglass					Acrylic	0" Horizontal	
	5 Sailor							
	9 Classic							
Introduced: February '23 Railroaded Comments: Heavy Duty Performance: Sunbelievable Repels and resists water-based liquids and stains. This fabric can be used on any Indoor or Outdoor Bassett Upholstery furniture. This fabric is subject to dye lot variations. Actual fabric may vary slightly from the swatch & is considered normal.								
O143	2 Sunflower	\$89.00	YD	30	D	100% Solution-Dyed	0.8" Vertical	W
	5 Denim					Acrylic	0" Horizontal	
Introduced: January '23 Up the roll - Not railroaded Comments: Heavy Duty Performance: Sunbrella This fabric can be used on any Indoor or Outdoor Bassett Upholstery furniture. This fabric is subject to dye lot variations. Actual fabric may vary slightly from the swatch & is considered normal.								
O144	5 Harbor	\$69.00	YD	29	D	100% Solution-Dyed	13.5" Vertical	W
	7 Persimmon					Acrylic	0" Horizontal	
	11 Linen							
Introduced: January '23 Up the roll - Not railroaded Comments: Heavy Duty Performance: Sunbrella This fabric can be used on any Indoor or Outdoor Bassett Upholstery furniture. This fabric is subject to dye lot variations. Actual fabric may vary slightly from the swatch & is considered normal.								
O145	7 Persimmon	\$69.00	YD	26	A	100% Solution-Dyed	0" Vertical	W
Acrylic 0" Horizontal Introduced: January '23 Up the roll - Not railroaded Comments: Heavy Duty Performance: Sunbrella This fabric can be used on any Indoor or Outdoor Bassett Upholstery furniture. This fabric is subject to dye lot variations. Actual fabric may vary slightly from the swatch & is considered normal.								

Grade Change 6.5.23

Category: **Fabric**

Pattern	Color	Price	Per	Grd	Fabric Code	Contents	Repeat	Cleaning Code
O146	5 Midnight	\$69.00	YD	27	C	100% Solution-Dyed	3.8" Vertical	W
	11 Sand					Acrylic	0" Horizontal	
	14 Breeze							
	15 Nautical							
	25 Sky							
		Introduced: February '23		Comments: Extra Heavy Duty				
		Railroaded						
		Performance						
		Repels and resists water-based liquids and stains.						
		This fabric can be used on any Indoor or Outdoor Bassett Upholstery furniture.						
		This fabric is subject to dye lot variations. Actual fabric may vary slightly from the swatch & is considered normal.						
O147	5 River	\$59.00	YD	26	A	100% Solution-Dyed	0" Vertical	W
						Acrylic	0" Horizontal	
		Railroaded						
		This is a Performance fabric.						
		This fabric can be used on any Indoor or Outdoor Bassett Upholstery furniture.						
		This fabric is subject to dye lot variations. Actual fabric may vary slightly from the swatch & is considered normal.						
O148	8 Oat	\$59.00	YD	26	A	100% Solution-Dyed	0" Vertical	W
	9 Graphite					Acrylic	0" Horizontal	
	19 Pearl							
		Introduced: January '23		Comments: Heavy Duty				
		Railroaded						
		This is a Performance fabric.						
		This fabric can be used on any Indoor or Outdoor Bassett Upholstery furniture.						
		This fabric is subject to dye lot variations. Actual fabric may vary slightly from the swatch & is considered normal.						
O149	2 Cornsilk	\$49.00	YD	26	D	100% Polypropylene	6.5" Vertical	WS
	5 Lapis						0" Horizontal	
		Introduced: January '23		Comments: Heavy Duty				
		Railroaded						
		Performance: Revoution						
		This fabric is inherently stain resistant with no added chemical treatment.						
		This fabric can be used on any Indoor or Outdoor Bassett Upholstery furniture.						
		This fabric is subject to dye lot variations. Actual fabric may vary slightly from the swatch & is considered normal.						
O150	0 Cloud	\$59.00	YD	26	A	94% Polypropylene	0" Vertical	WS
	11 Parchment					6% Polyester	0" Horizontal	
	19 Dove							
		Railroaded						
		Performance: Revoution						
		This fabric is inherently stain resistant with no added chemical treatment.						
		This fabric can be used on any Indoor or Outdoor Bassett Upholstery furniture.						
		This fabric is subject to dye lot variations. Actual fabric may vary slightly from the swatch & is considered normal.						
O151	2 Straw	\$79.00	YD	28	A	100% Polypropylene	12.8" Vertical	WS
	4 Water						14" Horizontal	
	5 Navy							
	9 Pewter							
	19 Chrome							
		Railroaded						
		Performance: Revoution						
		This fabric is inherently stain resistant with no added chemical treatment.						
		This fabric can be used on any Indoor or Outdoor Bassett Upholstery furniture.						
		This fabric is subject to dye lot variations. Actual fabric may vary slightly from the swatch & is considered normal.						

Grade Change 6.5.23

Category: Fabric

Pattern	Color	Price	Per	Grd	Fabric Code	Contents	Repeat	Cleaning Code
O152	1 Oyster	\$89.00	YD	30	A	100% Solution-Dyed	0" Vertical	W
	19 Pumice					Acrylic	0" Horizontal	
	Introduced: February '23			Comments: Heavy Duty				
	Railroaded							
	Performance							
	Repels and resists water-based liquids and stains.							
	This fabric can be used on any Indoor or Outdoor Bassett Upholstery furniture.							
	This fabric is subject to dye lot variations. Actual fabric may vary slightly from the swatch & is considered normal.							
O153	4 Meadow	\$59.00	YD	26	A	100% Solution-Dyed	0" Vertical	W
	5 Sea					Acrylic	0" Horizontal	
	7 Cerise							
	Introduced: January '23			Comments: Heavy Duty				
	Railroaded							
	This is a Performance fabric.							
	This fabric can be used on any Indoor or Outdoor Bassett Upholstery furniture.							
	This fabric is subject to dye lot variations. Actual fabric may vary slightly from the swatch & is considered normal.							
O154	4 Meadow	\$79.00	YD	29	D	100% Solution-Dyed	7.5" Vertical	W
	5 Sea					Acrylic	0" Horizontal	
	7 Cerise							
	Introduced: February '23			Comments: Heavy Duty				
	Up the roll - Not railroaded							
	Performance							
	Repels and resists water-based liquids and stains.							
	This fabric can be used on any Indoor or Outdoor Bassett Upholstery furniture.							
	This fabric is subject to dye lot variations. Actual fabric may vary slightly from the swatch & is considered normal.							
05	111 White					100% Vinyl coated	0" Vertical	W
						Polyester	0" Horizontal	
	Introduced: February '22			Comments: Heavy Duty				
	Up the roll - Not railroaded							
	Phifertex							
	This fabric is only available on sling styles.							
05	126 Brindle					100% Vinyl coated	0" Vertical	W
						Polyester	0" Horizontal	
	Introduced: February '22			Comments: Heavy Duty				
	Up the roll - Not railroaded							
	Phifertex							
	This fabric is only available on sling styles.							
05	147 Cadet Blue					100% Vinyl coated	0" Vertical	W
						Polyester	0" Horizontal	
	Introduced: February '22			Comments: Heavy Duty				
	Up the roll - Not railroaded							
	Phifertex							
	This fabric is only available on sling styles.							
05	149 Silver					100% Vinyl coated	0" Vertical	W
						Polyester	0" Horizontal	
	Introduced: February '22			Comments: Heavy Duty				
	Up the roll - Not railroaded							
	Phifertex							
	This fabric is only available on sling styles.							
05	153 Platinum					100% Vinyl coated	0" Vertical	W
						Polyester	0" Horizontal	
	Introduced: January '23			Comments: Heavy Duty				
	Up the Roll - Not railroaded							
	Phifertex							
	This fabric is only available on sling styles.							

Grade Change 6.5.23

Category: **Fabric**

Pattern	Color	Price	Per	Grd	Fabric Code	Contents	Repeat	Cleaning Code
05	155 Surf					100% Vinyl coated Polyester	0" Vertical 0" Horizontal	W
						Introduced: February '22 Up the roll - Not railroaded Phifertex This fabric is only available on sling styles.		
05	716 Natural					100% Vinyl coated Polyester	0" Vertical 0" Horizontal	W
						Introduced: February '22 Up the roll - Not railroaded Textilene This fabric is only available on sling styles.		
05	718 Slate					100% Vinyl coated Polyester	0" Vertical 0" Horizontal	W
						Introduced: February '22 Up the roll - Not railroaded Textilene This fabric is only available on sling styles.		
05	719 Silver					100% Vinyl coated Polyester	0" Vertical 0" Horizontal	W
						Introduced: February '22 Up the roll - Not railroaded Textilene This fabric is only available on sling styles.		
05	720 Smoke					100% Vinyl coated Polyester	0" Vertical 0" Horizontal	W
						Introduced: February '22 Up the roll - Not railroaded Textilene This fabric is only available on sling styles.		

NEW

Cast & Forge Hardware

Category: Hardware

Cast & Forge is a complete line of luxury hardware made of solid brass with stunning details bringing endless opportunities for custom cabinetry and furniture design. Beautiful hardware can enhance, update or even transform a room. Adding visual impact with three distinct brass finishes as well as unique materials such as hand wrapped leather pieces and Lucite, Cast & Forge is jewelry for the home. Available in multiple finishes, styles and sizes, each knob, pull, and back plate is designed with high quality details to reimagine a room.

Each piece of hardware will ship with screws to attach. Two different size screws are included to allow for varying thickness of wood.

Introduced: 10/1/2022 **Country of Origin:** India

Category: Hardware **Cast & Forge #10**
Suite: HDW10

Round Metal Backplate available in 2 sizes / 3 Metal Finishes




Indicate "BB" in place of "___" when ordering Burnished Brass
 Indicate "PB" in place of "___" when ordering Polished Brass
 Indicate "PN" in place of "___" when ordering Polished Nickel

Example: HDW36-BBAK125 for a 1.25" Burnished Brass Knob

Item	Price	Description
HDW10-__BP150	20.00	1.50" Round Backplate
HDW10-__BP225	30.00	2.25" Round Backplate

Square Metal Backplate available in 2 sizes / 3 Metal Finishes



Item	Price	Description
HDW10-__3BP150	20.00	1.50" Square Backplate
HDW10-__3BP200	30.00	2" Square Backplate

Category: Hardware

Cast & Forge #19
Suite: HDW19

Bar Pulls available in 3 sizes /4 metal finishes
Ships with screws to attach: (2) 1.50" & (2) 1.75"



Indicate "BB" in place of "__" when ordering Burnished Brass
Indicate "PB" in place of "__" when ordering Polished Brass
Indicate "PN" in place of "__" when ordering Polished Nickel

Example: HDW19-BBDP04 for a 4" D Pull in Burnished Brass

Item	Price	Description
HDW19-__DP04	25.00	4" Bar Pull 4" center-to-center
HDW19-__DP06	30.00	6" Bar Pull 6" center-to-center
HDW19-__DP10	35.00	10" Bar Pull 10" center-center

Ring Pulls available in 2 sizes / 3 metal finishes



Item	Price	Description
HDW19-__RP175	27.00	1.75" Ring Pull
HDW19-__RP275	34.00	2.75" Ring Pull

Category: Hardware

Cast & Forge #23
Suite: HDW23

Leather Wrapped Bar Pull - available in dark or light leather. Metal finish is burnished brass.



Indicate "DL" or "LL" in place of "__" when ordering
Example: HDW23-DLTPL04 for a 4" Pull in Dark Leather

Item	Price	Description
HDW23-__TPL04	48.00	4" Leather Wrapped Bar Pull 4" center-to-center
HDW23-__TPL06	54.00	6" Leather Wrapped Bar Pull 6" center-to-center
HDW23-__TPL10	66.00	10" Leather Wrapped Bar Pull 10" center-to-center

Leather Wrapped T-Pull



Item	Price	Description
HDW23-__TPL03	31.00	2" Leather Wrapped T-Knob

Category: Hardware

Cast & Forge #28
Suite: HDW28

Leather Pull - available in dark or light leather. Metal finish is burnished brass.



Indicate "DL" or "LL" in place of "__" when ordering

Example: HDW28-DLPL05 for a 5" Pull in Dark Leather

Item	Price	Description
HDW28-__PL05	26.00	5" Leather Pull 5" center-to-center
HDW28-__PL07	31.00	7" Leather Pull 7" center-to-center

Burnished Brass Knob - Available in two sizes.



Item	Price	Description
HDW28-BBK175	39.00	1.75" #28 Knob
HDW28-BBK125	26.00	1.25" #28 Knob

Category: Hardware

Cast & Forge #31
Suite: HDW31

Bar Pull available in 3 sizes / 3 metal finishes



Indicate "BB" in place of "__" when ordering Burnished Brass

Indicate "PB" in place of "__" when ordering Polished Brass

Indicate "PN" in place of "__" when ordering Polished Nickel

Example: HDW31-BBPL04 for a 4" Bar Pull in Burnished Brass

Item	Price	Description
HDW31-__PL04	34.00	4" Bar Pull 4" Center to Center
HDW31-__PL06	39.00	6" Bar Pull 6" Center to Center
HDW31-__PL10	56.00	10" Bar Pull 10" Center to Center

T Knobs available in 3 sizes / 3 metal finishes



Item	Price	Description
HDW31-__TK125	26.00	1.25" T Knob
HDW31-__TK175	34.00	1.75" T Knob
HDW31-__TK250	37.00	2.50" T Knob

Category: Hardware

Cast & Forge #36
Suite: HDW36

Classic Round Knob available in 2 sizes / 3 Metal Finishes

Indicate "BB" in place of "___" when ordering Burnished Brass
Indicate "PB" in place of "___" when ordering Polished Brass
Indicate "PN" in place of "___" when ordering Polished Nickel



Example: HDW36-BBAK125 for a 1.25" Burnished Brass Knob

Item	Price	Description
HDW36-__AK125	29.00	1.25" Modern Round Knob
HDW36-__AK175	39.00	1.75" Modern Round Knob

Modern Round Knob available in 2 sizes / 3 Metal Finishes



Item	Price	Description
HDW36-__A3K125	29.00	1.25" Classic Round Knob
HDW36-__A3K175	39.00	1.75" Classic Round Knob

Category: Hardware

Cast & Forge #47
Suite: HDW47

Lucite Knob available in 2 sizes / 2 metal finishes



Indicate "BB" in place of "___" when ordering Burnished Brass
Indicate "PB" in place of "___" when ordering Polished Brass

Example: HDW47-BBLK125 for a 1.25" Lucite Knob in Burnished Brass

Item	Price	Description
HDW47-__LK125	21.00	1.25" Lucite Knob
HDW47-__LK175	25.00	1.75" Lucite Knob

Lucite T-Knob available in 1 size / 2 metal finishes



Item	Price	Description
HDW47-__LTB200	23.00	2" Lucite T-Knob

Lucite Bar Pull available in 3 sizes / 2 metal finishes



Item	Price	Description
HDW47-__LPL04	35.00	4" Lucite Bar Pull 4" center-to-center
HDW47-__LPL06	39.00	6" Lucite Bar Pull 6" center-to-center
HDW47-__LPL10	42.00	10" Lucite Bar Pull 10" center-to-center

Table Lamps

Category: Lighting - Stocked










Item	Price	Description	Size	Wt.	Cu.Ft.
 811B-L3796T-A	379.00	Athens Table Lamp The Athens Table Lamp is crafted of bone and resin in a blue and white chevron pattern and is completed with a white, linen drum shade. The hand-crafted details produced by a skilled artist lend itself to unique characteristics and will vary slightly. Introduced: October 1, 2021	15Wx15Dx27H	17	4.1
 811B-L4030T-A	279.00	Caplan Table Lamp With it's polyresin stacked gourd body and grey shagreen-like finish, the Caplan Table Lamp will be the modern focal point you've been craving! Introduced: June 1, 2021	16Wx16Dx30H	11	3.269
 811B-L3386T-A	249.00	Caressa Table Lamp A clear glass body with a reflective silver finish that cascades from the top and creates an ombre effect towards the middle of the base. Introduced: April 1, 2018	15Wx15Dx28H	11	3.5
 811B-L3942T-A	229.00	Carlisle Table Lamp With it's round, black finished iron body and wood base, the Carlisle Table Lamp offers an element of drama. Introduced: June 1, 2021	16Wx16Dx24H	12	3.56
 811B-L3827T-A	289.00	Cassidy Table Lamp The two tone crackle finish and heavy geometric pattern on the Cassidy Table Lamp creates a subdued, yet intriguing texture that will bring a relaxed charm to any setting. Introduced: April 1, 2020	30H	19	4.8
 811B-L3821T-A	249.00	Collins Table Lamp The bulbous ceramic Collins Table Lamp with a cream finish and subtle chevron etching is bound to be the new staple piece for all spaces. Introduced: June 1, 2021	16Wx16Dx25H	10.5	2.84
 811B-L4086T-A	329.00	Cyrus Table Lamp The Cyrus Table Lamp is crafted of cement in a cement finish with brass accents and a drum shade. The hand-crafted details produced by a skilled artist lend itself to unique characteristics and will vary slightly. Introduced: October 1, 2021	15Wx15Dx28H	10	3.8
 811B-L3816T-A	429.00	Dana Table Lamp With it's wood, urn shaped body and distressed grey finish, the Dana Table Lamp is the ideal lighting option for transitional style. Introduced: June 1, 2021	27H	17	5.64
 811B-L3919T-A	299.00	Farrah Table Lamp The Farrah Table Lamp's blue glass body finished with a decorative glaze is sure to catch eye and be the conversation piece in your home. Introduced: June 1, 2021	15Wx15Dx29H	15	2.98

Table Lamps

Category: Lighting - Stocked











Item	Price	Description	Size	Wt.	Cu.Ft.
 811B-2934T-A	299.00	Haines Table Lamp A smooth clear glass cylinder lamp accented with warm bronze trim and a beige linen shade. Shade dimensions: 16x16x10, 5' brown cord On/Off switch, max bulb 100W Introduced: March 1, 2015	34H	10	3.8
 811B-L3957T-A	429.00	Hanna Table Lamp The cylindrical body and stacked warm ivory bone application of the Hanna Table Lamp adds an element of fun and flare to any room. Introduced: June 1, 2021	15Wx15Dx27H	17	5.6
 811B-L4073T-A	299.00	Henry Table Lamp Crafted of cement with brass finished accents and topped with a streamlined, cream linen drum shade, the Henry Table Lamp combines a raw material look with a touch of glam to create a unique lamp. Introduced: April 1, 2022	15Wx15Dx28H	18	3.5
 811B-L3330T-A	249.00	Juno Table Lamp With a soft, light blue finish, the textured ceramic Juno Table Lamp is guaranteed to make any space feel light and airy. Introduced: June 1, 2021	17Wx17Dx25H	12	3
 811B-L4071T-A	329.00	Kellen Table Lamp The Kellen Table Lamp is crafted of cement in a matte white finish with a white drum shade. The hand-crafted details produced by a skilled artist lend itself to unique characteristics and will vary slightly. Introduced: October 1, 2021	16Wx16Dx29H	12	4
 811B-L3930T-A	279.00	Malta Table Lamp The white and beige color blocked, cement Malta Table Lamp provides an element of texture that makes any space feel more organic. Introduced: June 1, 2021	15Wx15Dx30H	15	4.2
 811B-L3392T-A	249.00	Murphy Table Lamp A beveled brass finish based with an oatmeal linen shade mixes modern design with an industrial soul. The Murphy Table Lamp is at home in any setting. Introduced: January 1, 2018	16Wx16Dx29H	12	4.2
 811B-L3911T-A	179.00	Niles Table Lamp The linear, industrial body of the dark bronze finished Niles Table Lamp is the perfect combination of fashion and function. Introduced: June 1, 2021	15Wx15Dx26H	11	3.2
 811B-L3841T-A	299.00	Olsen Table Lamp The Olsen Table Lamp marries a grooved, white and beige finish to a gourd shaped ceramic ceramic body to create the perfect textured lamp. Introduced: June 1, 2021	16Wx16Dx29H	15	4.02
 811B-L3249T-A	359.00	Palmer Table Lamp With it's ridged design and a gray wash finish, The Palmer Table Lamp is an elemental addition to any space fostering a natural feel. Introduced: June 1, 2021	15Wx15Dx27H	11	2.94













Table Lamps

Category: Lighting - Stocked

Item	Price	Description	Size	Wt.	Cu.Ft.
 811B-L3920T-A	249.00	Rhodes Table Lamp The metallic textured silver finish of the ceramic Rhodes Table Lamp adds an eclectic punch to any room. Introduced: June 1, 2021	15Wx15Dx28H	11	2.95
 811B-L3223T-A	299.00	Rowan Table Lamp This smooth tapered base finished in a washed soft gray with a champagne leaf metal fitting and a beige linen shade. Introduced: April 1, 2017	34H	15	4.4
 811B-L3795T-A	339.00	Selena Table Lamp Blue and ivory colored bone in a vertical striped pattern gives off a coastal chic vibe. Introduced: April 1, 2020	27H	17	3
 811B-L3717T-A	379.00	Sophia Table Lamp A sleek, gourd shaped lamp with a pearlescent finish, the Sophia Table Lamp offers a soft touch of sophistication. Introduced: June 1, 2021	17Wx17Dx31H	15	4.2
 811B-L3830T-A	329.00	Spencer Table Lamp Let the Spencer Table Lamp add sophistication and flair to your space. The glass body with a copper finish has an opalescent effect that is sure to wow! Introduced: April 1, 2020	31H	19	4.8
 811B-L3706T-A	299.00	Theron Table Lamp The silver sibling of the Haines Table Lamp, the Theron Table Lamp features a smooth clear glass cylinder body with brushed nickel accents. Introduced: June 1, 2021	17Wx17Dx31H	9	3.7
 811B-L3369T-A	249.00	Thorton Table Lamp A perfect lamp for your reading room or parlor, the Thorton blends rustic charm with classic highlights, capping a distressed wood finish body with a gold finish socket mount and a beige linen shade. Introduced: January 1, 2018	17Wx17Dx30H	13	4.5
 811B-L3929T-A	279.00	Torres Table Lamp Crafted of cement with a textured, rustic earth tone finish, the substantial Torres Table Lamp brings your favorite elements of the great outdoors into your home. Introduced: June 1, 2021	18Wx18Dx30H	19	5.17
 811B-L3831T-A	279.00	Vera Table Lamp The blue glass and elongated neck of the Vera Table Lamp create a versatile, yet classic look that you simply can't go wrong with! Introduced: June 1, 2021	16Wx16Dx29H	16	4.22











Decorative Mirrors

Category: Wall Décor - Stocked

Item	Price	Description	Size	Wt.	Cu.Ft.
 821B-M4471-A	199.00	Abrams Wall Mirror The Abrams Wall Mirror consists of a mango wood frame with a white burnt finish that makes this a versatile option for any space that needs a bit of personality. Introduced: June 1, 2021	24Wx36H	18.5	2.3
 821B-M4767-A	329.00	Arden Wall Mirror A callout to ancient design practices, the Arden Wall Mirror features a frame made of natural and black colored strips of bone with four brass clad triangular accents. This is a cruelty-free product. Bone material is ethically sourced from non-threatened animals who have died of natural causes. Due to the nature of the product and hand-crafted application, each piece will vary slightly. Introduced: April 1, 2022	30Wx30H	19	3
 821B-M1946B-A	629.00	Beaded Wall Mirror, Extra Large A metallic moulding with beaded detail frames this elegant wall mirror that can be hung on its own or in pairs and brings a sophisticated style to any setting. Introduced: August 1, 2016	36Wx48H	68	7.47
 821B-M3340B-A	549.00	Beaded Wall Mirror - Large A metallic moulding with beaded detail frames this elegant wall mirror that can be hung on its own or in pairs and brings a sophisticated style to any setting. Introduced: August 1, 2016	26Wx48H	46	5.83
 821B-M4686-A	299.00	Bellevue Wall Mirror This classic, round mirror features a scalloped, gold finished frame that is sure to turn heads. The Bellevue Wall Mirror is hand crafted by skilled artisans in India. Introduced: October 1, 2021	36Wx36H	40	6.02
 821B-M4394-A	699.00	Bondi Wall Mirror You can never go wrong with blue and white, and the Bondi Wall Mirror is no exception! Made of bone in a radial pattern, this mirror is both dramatic and refined. Introduced: June 1, 2021	36Wx36H	42	3.8
 821B-M4552-A	399.00	Carmen Wall Mirror Laced with a Coco wood rope frame, the Carmen Wall Mirror is the perfect accessory for those who want a more organic aesthetic. As this mirror is hand crafted, each piece may vary slightly. Introduced: October 1, 2021	44Wx44H	28	3.84
 821B-M4524-A	279.00	Chantel Wall Mirror The organic shape and gold finish of the aluminum Chantel Wall Mirror creates the perfect marriage between nature and modern-day design. Introduced: June 1, 2021	36Wx36H	41	4.3
 821B-M4084-A	479.00	Deidre Wall Mirror A sharp, modern piece of décor, the Deidre Wall Mirror is finished in dark bronze making for a bold statement that can tie a room together. Introduced: January 1, 2018	48Wx48H	49	11.2
 821B-M4474-A	299.00	Enid Wall Mirror The mango wood Enid Wall Mirror features a white golden washed finish, making this the perfect casual chic mirror option! Introduced: June 1, 2021	40Wx50H	57	6.1
 821B-M3595-A	399.00	Floyd Wall Mirror Simple and casual in design, the Floyd octagonal mirror in a Driftwood Gray finish would work in almost any room. Introduced: April 1, 2018	48Wx48H	44	6.6
 821B-M4345-A	549.00	Gabe Wall Mirror The circular Gabe Wall Mirror features a dark bronze finish and a deep bottom lip giving this otherwise simple mirror a touch of character. Introduced: June 1, 2021	48Wx48H	72	7






Decorative Mirrors

Category: Wall Décor - Stocked

Item	Price	Description	Size	Wt.	Cu.Ft.
 821B-M4687-A	299.00	Graham Wall Mirror Round with a twisted gold finished frame, the Graham Wall Mirror brings a more organic approach to sophistication. This mirror is hand crafted by skilled artisans in India. Introduced: October 1, 2021	36Wx36H	40	6.02
 821B-M4358B-A	329.00	Greta Wall Mirror The gold sibling of the Manning Mirror, the beveled edge Greta Wall Mirror features an iron frame with gold leaf finish and a decorative square hanging bracket. Introduced: January 1, 2021	36Wx36H	33	4.2
 821B-M4554-A	399.00	Hawkins Wall Mirror The Hawkins round wall mirror features a frame that is constructed from natural coco fibers twisted into rope and wound around a metal frame. A grey wash is then applied to give this mirror frame it's soft grey color. Clear mirror glass. Two D-ring attachment points for ease of access wall mounting are included to hang the mirror. Introduced: October 1, 2021	48Wx48H	33	4.5
 821B-M4522-A	249.00	Helena Wall Mirror Featuring geometric pieces of glass, pieced together in a mosaic and brushed with a rusty gold finish, the Helena Wall Mirror offers a worldly component that is certain to wow! Introduced: June 1, 2021	32Wx32H	25	5.11
 821B-M3991-A	399.00	Kaufman Wall Mirror This large 48" round mirror is quite dramatic for any room. The frame is embellished with a simple braid detail in a bronze finish. Introduced: April 1, 2018	48Wx48H	46	6.4
 821B-M4772-A	329.00	Kepley Wall Mirror A callout to ancient design practices, the Kepley Wall Mirror features a frame made natural colored rectangular pieces of bone with brass cladding triangular accents. This is a cruelty-free product. Bone material is ethically sourced from non-threatened animals who have died of natural causes. Due to the nature of the product and hand-crafted application, each piece will vary slightly. Introduced: April 1, 2022	30Wx30H	19	3
 821B-M4356-A	499.00	Klein Wall Mirror The metal framed Klein Wall Mirror finished in silver leaf has a simple, modern appeal. Introduced: June 1, 2021	50Wx40H	57	5.03
 821B-M3998-A	429.00	Linden Wall Mirror A simple round frame of natural wood makes the Linden Wall Mirror the ideal addition to any space. Introduced: January 1, 2019	48Wx48H	47	9.78
 821B-M4024B-A	329.00	Manning Wall Mirror The clean, simple round frame of the Manning Wall Mirror in a pewter finish is the perfect complement to any space. Introduced: August 1, 2016	36Wx36H	30	4.2
 821B-M4359-A	329.00	Maren Wall Mirror The silver sibling of the Manning Mirror, the beveled edge Maren Wall Mirror features an iron frame with silver leaf finish and a decorative square hanging bracket. Introduced: June 1, 2021	36Wx36H	33	4.7













Decorative Mirrors

Category: Wall Décor - Stocked

	Item	Price	Description	Size	Wt.	Cu.Ft.
	821B-M4236-A	379.00	Oakland Wall Mirror For the more natural or coastal lovers, the Oakland Wall Mirror features a beveled edge mirror enveloped by a hearty sisal rope frame. Introduced: June 1, 2021	42Wx42H	57	6.1
	821B-M4564-A	1099.00	Potomac Wall Mirror The Potomac Wall Mirror is a regal mirror with a detailed molding silhouette in a brass clad finish. This mirror is hand crafted by skilled artisans in India. Introduced: October 1, 2021	48Wx58H	106	16.4
	821B-M4505-A	349.00	Torrance Wall Mirror The Torrance round wall mirror is carved with soft scalloped edges and finished to show off the beauty of the highs and lows of the natural Mango wood. Two D-ring attachment points for ease of access wall mounting are included to hang the mirror. Introduced: October 1, 2021	36Wx36H	30	5.3
	821B-M4448-A	479.00	Tristan Wall Mirror The round wood frame and stormy grey, washed finish of the Tristan Wall Mirror packs quite quite the punch that will make a lasting impact on any wall. Introduced: June 1, 2021	52Wx52H	80	7.46
	821B-M4748-A	699.00	Yancy Wall Mirror A callout to ancient design practices, the Yancy Wall Mirror features a frame with layers of oval shaped pieces of natural colored bone. This is a cruelty-free product. Bone material is ethically sourced from non-threatened animals who have died of natural causes. Due to the nature of the product and hand-crafted application, each piece will vary slightly. Introduced: April 1, 2022	36Wx36H	40	5

Leaner Mirrors

Category: Wall Décor - Stocked

	Item	Price	Description	Size	Wt.	Cu.Ft.
	821B-M2546B-A	829.00	Beaded Leaner Mirror An antique silver leaf finished frame encases this bold, commanding piece, immediately becoming the focal point of any room. Introduced: August 1, 2016	43Wx79H	89	13.8
	821B-M894B-A	999.00	Beatrice Leaner Mirror The Beatrice Leaner mirror features a beveled mirror encapsulated by a sophisticatedly detailed wood frame with flourishes in all corners and along the edge. The antiqued silver leaf finish solidifies the regality of this classic leaner. Introduced: June 1, 2021	55Wx91H	153	19.73
	821B-M4473-A	499.00	Benson Leaner Mirror The mango wood Benson Leaner Mirror features a white with gold rub through finish, creating a polished yet casual look. Introduced: June 1, 2021	40Wx80H	92.5	9.4
	821B-M4502-A	499.00	Foust Leaner Mirror The Foust Leaner Mirror features a frame with wide, intricately carved moulding profile with three tiers of detailed design in a whitewash finish. Introduced: June 1, 2021	36Wx71H	57	8.93
	821B-M3835B-A	1099.00	Ione Leaner Mirror Harkening back to classical Greek architecture, this leaner mirror is framed in stunning distressed ivory, carved to resemble the great ionic pillars of the Pantheon. Introduced: April 1, 2016	45Wx90H	125	16.5
	821B-M4218-A	1249.00	Kentridge Leaner Mirror With its simple frame finished in antique gold leaf, the larger-than-life Kentridge Leaner Mirror is the highlight of any space. Introduced: January 1, 2019	52Wx86H	147	15.4
	821B-M1445-A	999.00	Mariah Leaner Mirror Inspired by European aesthetics of days gone by, the Pie Crust Leaner Mirror is perfect for any traditional or transitional space. This commanding leaner with a silver leaf finish is just like your grandmother's homemade pie - always in good taste. Introduced: June 1, 2021	59Wx83H	123	23.43
	821B-M4432-A	549.00	Osbourne Leaner Mirror The white washed wood Osbourne Leaner Mirror features detailed accent corners that give it a versatile personality. No matter what vibe your space is, this leaner is sure to add an element of antique flare. Introduced: June 1, 2021	42Wx76H	84	12.17
	821B-M3838-A	979.00	Pinole Leaner Mirror Evocative of a repurposed cathedral window, the Pinole makes a bold statement as a standalone piece, framed in classic weathered brown. Introduced: April 1, 2016	55Wx85H	129	14.9
	821B-M3731-A	979.00	Stone Creek Mirror With its weathered wood frame and impressive stature, the Stone Creek Mirror is not meant to blend in or merely accent the décor. This dramatic leaner mirror will draw the attention of everyone in the room. Designed a leaner mirror-to be placed on the floor and against wall. Anti-tip hardware, included, should be installed to secure the mirror to the wall. This mirror should not be hung due to its weight. Introduced: March 1, 2015	49Wx84H	105	12.8
	821B-M4338B-A	979.00	Townsend Leaner Mirror The fir wood and grey finished Townsend Leaner Mirror create a reclaimed look that offers loads of old school personality. Introduced: June 1, 2021	56Wx80H	132	17.4
	821B-M4800-A	949.00	Trenton Leaner Mirror A callout to ancient design practices, the Trenton Leaner Mirror features a Greek key design in natural and black colored bone. This is a cruelty-free product. Bone material is ethically sourced from non-threatened animals who have died of natural causes. Due to the nature of the product and hand-crafted application, each piece will vary slightly. Introduced: April 1, 2022	32Wx80H	76	9

NEW**Accent Pillows****Category: Home Accents-Textiles - Stocked**











Inserts located at the end of this section.

Item	Price	Description	Size	Wt.	Cu.Ft.
 8301-V240070C-A	59.00	Casa Blue Pillow Cover Casual with a touch of the traditional, this yarn dyed , cotton-linen blend pillow features soft blue stripes against a crisp white background with a clean, knife edge finish and hidden zipper closure. Introduced: October 1, 2021	22Wx22H	1	1
 8301-V240025C-A	109.00	Farm Ivory Natural Pillow Cover Introduced: Dec 1, 2022	36Wx16H	1	1
 8301-V280000C-A	79.00	Halter Ivory Pillow Cover	20Wx14H	1	1
 8301-V260024C-A	69.00	Jagger Green Pillow Cover Introduced: Dec 1, 2022	20Wx20H	1	1
 8301-V260025C-A	69.00	Jagger Ivory Pillow Cover Introduced: Dec 1, 2022	20Wx20H	1	1
 8301-V260023C-A	69.00	Jagger Terra Cotta Pillow Cover Introduced: Dec 1, 2022	20Wx20H	1	1
 8301-V220073C-A	129.00	Lauren Ivory Pillow Cover Textured woven fabric consisting of 60% linen and 40% cotton on both front and back side of the pillow. Features a frayed flange edge and hidden zipper closure. Introduced: June 1, 2021	22Wx22H	1	1
 8301-V250003C-A	109.00	Leather Sandstorm Taupe Pillow Cover Introduced: Dec 1, 2022	22Wx22H	1	1
 8301-V240130C-A	179.00	Leopard Hide Camel BL Pillow Cover Introduced: Dec 1, 2022	20Wx20H	1	1
 8301-V230054C-A	89.00	Macie Black Pillow Cover Introduced: Dec 1, 2022	22Wx22H	1	1
 8301-V160320C-A	89.00	Macie Ivory Pillow Cover 100% Belgian flax linen woven front that has been dyed and stonewashed to create a dimensional look. Knife edged finish with a 100% cotton back. Introduced: June 1, 2021	22Wx22H	1	1

Accent Pillows

Category: Home Accents-Textiles - Stocked

Inserts located at the end of this section.

	Item	Price	Description	Size	Wt.	Cu.Ft.
	8301-V160322C-A	89.00	Macie Natural Pillow Cover 100% Belgian flax linen woven front that has been dyed and stonewashed to create a dimensional look. Knife edged finish with a 100% cotton back. Introduced: June 1, 2021	22Wx22H	1	1
	8301-V211044C-A	89.00	Macie Saffron Pillow Cover Introduced: Dec 1, 2022	22Wx22H	1	1
	8301-V211011C-A	99.00	Mateo Azul Blue Pillow Cover Winding pattern inspired by Kuba textiles that features hand-applied applique and hand-stitched embroidery techniques. Finished with a knife edge and hidden zipper closure. Introduced: June 1, 2021	22Wx22H	1	1
	8301-V220054C-A	89.00	Nenna Natural Ivory Pillow Cover Introduced: Dec 1, 2022	22Wx22H	1	1
	8301-V230062C-A	69.00	Ria Natural Black Pillow Cover Introduced: Dec 1, 2022	22Wx22H	1	1
	8301-V230065C-A	69.00	Ria Natural Ivory Pillow Cover Introduced: Dec 1, 2022	22Wx22H	1	1
	8301-V160330C-A	89.00	Rina Ivory Pillow Cover Introduced: Dec 1, 2022	26Wx14H	1	1
	8301-V160332C-A	89.00	Rina Natural Pillow Cover Introduced: Dec 1, 2022	26Wx14H	1	1
	8301-V160331C-A	89.00	Rina Stone Gray Pillow Cover Introduced: Dec 1, 2022	26Wx14H	1	1
	8301-V250109C-A	109.00	Roth Natural/Ivory Pill Cover Introduced: Dec 1, 2022	20Wx20H	1	1
	8301-V230056C-A	89.00	Solstice Gray Pillow Cover Introduced: Dec 1, 2022	22Wx22H	1	1

Accent Pillows

Category: Home Accents-Textiles - Stocked

Inserts located at the end of this section.

Item	Price	Description	Size	Wt.	Cu.Ft.
 8301-V250013C-A	109.00	Steam Sand Taupe Natl Pillow Cover	26Wx26H	1	1
		Introduced: Dec 1, 2022			
 8301-V240031C-A	89.00	Tavira Natural Pillow Cover	22Wx22H	1	1
		Introduced: Dec 1, 2022			
 8301-V211071C-A	69.00	Torri Velvet Storm Pillow Cover Dyed 100% polyester velvet front with a subtle sheen. Features a 100% Belgian flax linen back, knife edge treatment, and hidden zipper closure.	22Wx22H	1	1
		Introduced: June 1, 2021			

INSERTS

Category: Home Accents-Textiles - Stocked

Item	Price	Description	Size	Wt.	Cu.Ft.
Down Inserts					
Kidney Pillow Inserts					
8301-VI1527SD-A	18.00	15x27 Down Insert Use with 26 x14 pillows	15Wx27H	1	1
8301-VI1521SD-A	18.00	15x21 Down Insert Use with 20 x14 pillows	15Wx21H	1	1
8301-VI1838SD-A	36.00	18x38 Down Insert Use with 36 x 16 pillows	18Wx38H	1	1
Square Pillow Inserts					
8301-VI2222SD-A	18.00	22x22 Down Insert Use with 20x20 pillows	22Wx22H	1	1
8301-VI2424SD-A	20.00	24x24 Down Insert Use with 22x22 pillows	24Wx24H	1	1
8301-VI2828SD-A	36.00	28x28 Down Insert Use with 26x26 pillows	28Wx28H	1	1

Category: Top of Bed	Aiden Suite: CC822
-----------------------------	---------------------------

Fine linen and cotton are yarn dyed and woven together to create Aiden's complex unbalanced stripe. Hand quilted for a soft finish. The sky is the limit for styling this versatile stripe!
 Fabric Content: 55% Linen 45% Cotton.
 Machine wash cold, do not bleach. Gentle Cycle. Tumble dry low or flat or line dry. Do not dry clean.

Introduced: 6/1/2021

Item	Price	Description	Size
Quilts			
CC822GT	329.00	Twin Quilt	70W x 90H
CC822GQ	399.00	Queen Quilt	90W x 95H
CC822GK	479.00	King Quilt	105W x 95H
CC822GOSK	529.00	Oversize King Quilt	115W x 98H
Shams			
CC822GES	99.00	Euro Sham	26W x 26H
CC822GSS	89.00	Standard Sham	26W x 20H
CC822GKS	99.00	King Sham	36W x 20H

Category: Top of Bed	Bari Suite: V1600
-----------------------------	------------------------------------

The Bari collection is unmatched in softness thanks to its stonewash treated rayon fabric. Quilt stitching creates a textured surface on this supple collection and provides each piece with a subtle pattern. This is a velvety and soothing collection designed to elevate the mood and décor of any bedroom.

Introduced: 01/1/2018

Item	Price	Description	Size
Cloud			
Quilts			
V160011	379.00	Queen Coverlet	92W x 96H
V160010	399.00	King Coverlet	108W x 96H
Shams			
V160012	99.00	Euro Sham	26W x 26H
V160014	79.00	Standard Sham	26W x 20H
V160013	99.00	King Sham	36W x 20H
Desert			
Quilts			
V160031	379.00	Queen Coverlet	92W x 96H
V160030	399.00	King Coverlet	108W x 96H
Shams			
V160032	99.00	Euro Sham	26W x 26H
V160034	79.00	Standard Sham	26W x 20H
V160033	99.00	King Sham	36W x 20H
Pebble			
Quilts			
V160021	379.00	Queen Coverlet	92W x 96H
V160020	399.00	King Coverlet	108W x 96H
Shams			
V160022	99.00	Euro Sham	26W x 26H
V160024	79.00	Standard Sham	26W x 20H
V160023	99.00	King Sham	36W x 20H

Category: Top of Bed	Basecamp Suite: CC585
-----------------------------	------------------------------

Layer luxurious textures in to create an inviting setting. Basecamp offers clean linear quilting in 1" increments. It is available in Chocolate, Ivory, Gray, Khaki, Coral, Blue, Apple Green and Navy. Quilts are washed numerous times to increase softness. Dye lots may vary.

Introduced: 4/1/2011

Ordering Codes: Replace "___" with appropriate code

E = Ivory

N = Navy

Item	Price	Description	Size
Quilts			
CC585__T	229.00	Twin Quilt	70W x 90H
CC585__Q	279.00	Full/Queen Quilt	90W x 95H
CC585__K	329.00	King Quilt	105W x 95H
Shams			
CC585__ES	79.00	Euro Sham	26W x 26H
CC585__SS	69.00	Standard Sham	26W x 20H
CC585__KS	79.00	King Sham	36W x 20H

Category: Top of Bed	Bellagio Suite: 15445/17201
-----------------------------	------------------------------------

The Bellagio collection is simply luxurious, made of crisp white 400TC Cotton Sateen, with a knife edge and embroidered design. Also available as sheet set.

Fabric Content: 100% Cotton Sateen (400 TC).

Machine wash cold, do not bleach. Gentle Cycle. Tumble dry low or flat or line dry. Warm iron if needed.

Introduced: 6/1/2021

Item	Price	Description	Size
Duvets			
15445SGQ	329.00	Queen Duvet	88W x 96H
15445SGK	379.00	King Duvet	107W x 96H
15445SGSK	449.00	Super King Duvet	112W x 98H
Shams			
15445SGES	79.00	Euro Sham	26W x 26H
15445SGSS	69.00	Standard Sham	26W x 20H
15445SGKS	89.00	King Sham	36W x 20H
Sheets			
17201SGQ	429.00	Queen Sheet Set	90W x 15D x 106H
17201SGK	479.00	King Sheet Set	106W x 15D x 106H
Pillowcases			
17201SGPCS	99.00	Standard Pillowcases(pair)	30W x 20H
17201SGPCK	119.00	King Pillowcases(pair)	40W x 20H

Category: Top of Bed	Breeze on By Suite: BQ4455
-----------------------------	-----------------------------------

This classic cotton quilt is the perfect basic for any bed set or to use as a cozy layering piece. The diamond quilted patterning is classic yet updated and adds additional visual interest to the already textured weave. Piping around the edge finishes this set.

Introduced: 1/1/2020

Item	Price	Description	Size
Quilt			
BQ4455QC	329.00	Queen Quilt	90W x 92H
BQ4455KC	379.00	King Quilt	106W x 92H
Shams			
BQ4455SS	59.00	Standard Sham	26W x 20H
BQ4455KS	69.00	King Sham	36W x 20H

Category: Top of Bed	Danica Suite: V1901
-----------------------------	----------------------------

White

Danica is hand-stitched and finished with a cotton binding detail for a classic quilted effect with charming texture and versatility. Filled with 100% cotton and prewashed, this collection offers a soft, inviting feel while the white cotton voile complements any color palette.

Fabric content: 100% Cotton Voile, 100% Cotton Fill

Care Instructions: Machine washable in cold water, tumble dry on a low heat setting.

Introduced: 2/1/2022

Item	Price	Description	Size
Quilts			
V190117	259.00	Queen Quilt	96W x 92H
V190116	299.00	King Quilt	108W x 96H
Shams			
V190118	69.00	Euro Sham	26W x 26H
V190119	69.00	Standard Sham	26W x 20H
V190120	59.00	King Sham	36W x 20H

Category: Top of Bed	Dawson Suite: 15354
-----------------------------	----------------------------

Seaglass

A Classic inspiration of French Ikat in soft Linen/Cotton Duvet Cover with button opening.

Made of 55% Linen/45% Cotton

Care Instructions: Machine Wash Cold, Gentle Cycle. Do not use Bleach. Tumble Dry Low or Line/Flat Dry.

Do not Dry Clean.

Introduced: 4/1/2020

Item	Price	Description	Size
Duvets			
15354SGT	329.00	Twin Duvet	68W x 88H
15354SGQ	379.00	Queen Duvet	88W x 96H
15354SGK	449.00	King Duvet	107W x 96H
Shams			
15354SGES	99.00	Euro Sham	26W x 26H
15354SGSS	89.00	Standard Sham	26W x 20H
15354SGKS	99.00	King Sham	36W x 20H

Category: Top of Bed	Dorian Suite: CC895
-----------------------------	----------------------------

Light-weight reversible coverlet with "Kantha" stitching and wide border. Indigo front reverses to a Natural back. Fabric: 100% Cotton / Fill: 100%
 Care Instructions: Machine Wash Cold, Gentle Cy Do not use Bleach.
 Tumble Dry Low or Line/Flat Dry. Do not Dry Clean.
Introduced: 4/1/2018

Ordering Codes: Replace "__" with appropriate code
B = Indigo Blue
G = Grey

Item	Price	Description	Size
Coverlets			
CC895__T	229.00	Twin Coverlet	70W x 90H
CC895__Q	279.00	Queen Coverlet	90W x 95H
CC895__K	349.00	King Coverlet	105W x 95H
CC895__OSK	429.00	Super King Coverlet	115W x 98H
Shams			
CC895__ES	89.00	Euro Sham	26W x 26H
CC895__SS	79.00	Standard Sham	26W x 20H
CC895__KS	89.00	King Sham	36W x 20H

Category: Top of Bed	Ethan Suite: CC630
-----------------------------	---------------------------

These cozy velvet quilts are reminiscent of the quilts from Grandma's house. They're made with intricate hand quilting, and prewashed for extra softness.

Available in Indigo Blue or Charcoal.

100% Cotton

Care Instructions: Machine wash cold, gentle cycle. Do not use bleach. Tumble dry low or lay flat to dry.

Do not dry clean.

Introduced: 4/1/2012

Ordering Codes: Replace "__" with appropriate code

BL = Indigo Blue

GR = Charcoal

Item	Price	Description	Size
Quilts			
CC630__T	379.00	Twin Quilt	70W x 90H
CC630__Q	429.00	Queen Quilt	90W x 95H
CC630__K	499.00	King Quilt	105W x 95H
Shams			
CC630__ES	99.00	Euro Sham	26W x 26H
CC630__SS	89.00	Standard Sham	26W x 20H
CC630__KS	99.00	King Sham	36W x 20H

Category: Top of Bed	Ginny DS5570
-----------------------------	-------------------------

The Ginny collection is a 100% cotton Jacquard weave, offered in a three piece set consisting of a Duvet Cover and two shams. Duvet is over sized for a generous fit.

Machine wash normal water, gentle cycle, wash dark color separately, do not bleach.

Tumble dry low, normal iron. Made in India.

Introduced: 12/1/2019

Item	Price	Description	Size
Quilts			
DS5570Q	329.00	Queen Duvet, 3 piece set	98W x 98H
DS5570K	379.00	King Duvet, 3 piece set	114W x 98H

Category: Top of Bed	Guthrie Suite: 15401
-----------------------------	-----------------------------

An ombre effect in gorgeous blue, white and gray colors make up this beautiful duvet cover.
 Backed by soft-flex fabric. Made of 100% Cotton
 Button opening.
 Care Instructions: Machine Wash Cold, Gentle Cycle. Do not use Bleach.
 Tumble Dry Low or Line/Flat Dry. Do not Dry Clean.
Introduced: 4/1/2018

Item	Price	Description	Size
Duvets			
15401Q	399.00	Queen Duvet	88W x 96H
15401K	479.00	King Duvet	107W x 96H
15401SK	499.00	Super King Duvet	112W x 98H
Shams			
15401ES	99.00	Euro Sham	26W x 26H
15401SS	89.00	Standard Sham	26W x 20H
15401KS	99.00	King Sham	36W x 20H

Category: Top of Bed	Hadon Suite: CC776
-----------------------------	---------------------------

Yards of lustrous viscose sateen are gathered into loose ripples and hand quilted in place to create an organic chic aesthetic. For maximum softness, Hadon is made of Cotton Modal, which is a type of Rayon made from Beech tree fibers.
 Fabric Content: 100% Viscose front / 100% Cotton back.
 Care Instructions: Machine wash cold, gentle cycle. Do not use bleach. Tumble dry low or lay flat to dry. Do not dry clean.

Introduced: 4/1/2022

Ordering Codes: Replace "___" with appropriate code

- G** = Grey
- T** = Oyster
- SG** = Seaglass

Item	Price	Description	Size
Quilts			
CC776__T	399.00	Twin Quilt	70W x 90H
CC776__Q	529.00	Queen Quilt	90W x 95H
CC776__K	599.00	King Quilt	105W x 95H
CC776__OSK	779.00	Super King Quilt	115W x 98H
Shams			
CC776__ES	109.00	Euro Sham	26W x 26H
CC776__SS	99.00	Standard Sham	26W x 20H
CC776__KS	109.00	King Sham	36W x 20H

Category: Top of Bed	Hemstitch Suite: 82187
-----------------------------	-------------------------------

White

Simple, straightforward comfort is captured with the Hemstitch Duvet Cover This duvet is made of cotton and features hem stitch detailing for effortless style. Machine washable materials allow for easy care.

Care Instructions: Machine Wash Cold, Gentle Cycle. Do Not Bleach, Tumble Dry Low.

Introduced: 4/1/2020

Item	Price	Description	Size
Duvets			
82187WD-8686	199.00	Queen Duvet	92W x 90H
82187WD-10592	249.00	King Duvet	102W x 90H
Shams			
82187WD-2727	79.00	Euro Sham	26W x 26H
82187WD-2127	69.00	Standard Sham	26W x 20H
82187WD-2137	79.00	King Sham	36W x 20H

Category: Top of Bed	Karina Suite: V190
-----------------------------	---------------------------

Solid colored 100% cotton fabric gives this collection its soft feel and attractive finish. A grey woven stitch design adds artisanal detail and a light texture to Karina, making it a well-crafted and attractively styled collection for any bedroom. Finished with a clean flange edge and button closures on the back side of duvet and shams.

Introduced: 12/1/2019

Item	Price	Description	Size
Duvets			
V190041	249.00	Queen Duvet	90W x 92H
V190040	279.00	King Duvet	108W x 94H
Shams			
V190042	69.00	Euro Sham	26W x 26H
V190044	59.00	Standard Sham	26W x 20H
V190043	69.00	King Sham	36W x 20H

Category: Top of Bed	Lavato Suite: 82334D
-----------------------------	-----------------------------

Lavato brings serenity to your room with refined detail. A hand-knotted triple trellis fringe showers this collection with chic, sumptuous appeal, while an enzyme-washed finish creates subtle natural variations in each piece. With a simple yet luxurious feel, Lavato effortlessly elevates any look.

Fabric Content: 100% Cotton. Spot Clean

Introduced: 6/1/2021

Item	Price	Description	Size
Shams			
82334D-2727	129.00	Euro Sham	27W x 27H
Throw			
82334D-8096	199.00	Throw	80W x 96H
Decorative Pillow			
82334D-1535	159.00	Pillow	35W x 15H

Category: Top of Bed	Luna Suite: CC1035
-----------------------------	---------------------------

Hand Printing is a manual fabric printing process that requires skill and artistry. The artisan must carefully align the medallion pattern every 20" to ensure it repeats perfectly. Then, he must apply the dye in just the right amount and pressure at each pass to guarantee consistency in color throughout each section of fabric. The artisans work in staggered teams, each applying a different layer of color. Once the first layer is dry, the next artisan applies the following color. Working from light to dark when all colors have been applied, the fabric is washed and set out to dry.

Hand quilting is an age-old technique used to affix layers of textiles and lining. Each stitch passes through all layers, leaving a pucker that cannot be replicated by a machine. As unique as a fingerprint every artisan makes a distinctive stitch.

100% natural materials have been selected to create this beautiful, heirloom-quality quilt. The front and back fabrics use a 55% cotton and 45% viscose blend which allows for vibrancy in color and a moisture wicking cool hand. Cotton batting ensures a soft drape and breathability.

Care Instructions: Machine Wash separately, using cold water. Do not bleach.

Tumble Dry Low or Line/Flat Dry. Do not Dry Clean.

Introduced: 2/1/2022

Item	Price	Description	Size
Quilt			
CC1035T	349.00	Twin Quilt	70W x 90H
CC1035Q	449.00	Queen Quilt	90W x 95H
CC1035K	549.00	King Quilt	105W x 95H
Shams			
CC1035SS	109.00	Euro Sham	26W x 26H
CC1035ES	119.00	Standard Sham	26W x 20H
CC1035KS	119.00	King Sham	36W x 20H

Category: Top of Bed	Marshall Suite: CC930
-----------------------------	------------------------------

Inspired stylistically by a global and hand-crafted sensibility. This light weight 100% Cotton machine washable quilt is stitched into a diamond and square grid, providing a classic yet modern look.

Fabric Content: 100% Cotton.

Care Instructions: Machine Wash Cold, Gentle Cycle. Do not use Bleach.

Tumble Dry Low or Line/Flat Dry. Do not Dry Clean.

Introduced: 8/1/2018

Ordering Codes: Replace "___" with appropriate code

C = Charcoal

E = Ivory

Item	Price	Description	Size
Quilts			
CC930__T	249.00	Twin Quilt	70W x 90H
CC930__Q	299.00	Queen Quilt	90W x 95H
CC930__K	349.00	King Quilt	105W x 95H
CC930__OSK	399.00	Super King Quilt	115W x 98H
Shams			
CC930__ES	89.00	Euro Sham	26W x 26H
CC930__SS	79.00	Standard Sham	26W x 20H
CC930__KS	89.00	King Sham	36W x 20H

Category: Top of Bed	Mila Suite: 82215
-----------------------------	--------------------------

Alluring hand sewn detail and a soft alabaster colorway personify luxury in the Mila Alabaster top of bed collection. With each stitch sewn and knotted by hand atop a 100% cotton voile ground, this bedding beckons from across the room.

Introduced: 01/1/2018

Item	Price	Description	Size
Coverlet			
82215-8686	349.00	Queen Coverlet	90W x 92H
82215-10592	419.00	King Coverlet	108W x 92H
Shams			
82215-2727	99.00	Euro Sham	26W x 26H
82215-2127	79.00	Standard Sham	26W x 20H
82215-2137	99.00	King Sham	36W x 20H

Category: Top of Bed	Monaco Suite: V
-----------------------------	------------------------

100% ivory linen with a subtle black woven pin stripe. This collection is constructed from yarn-dyed linen and cotton sateen for a lush and airy aesthetic. Dry clean recommended.

Introduced: 3/1/2015

Item	Price	Description	Size
Duvets			
V011784	449.00	Queen Duvet	92W x 90H
V021783	499.00	King Duvet	108W x 94H
Shams			
V032758	79.00	Euro Sham	26W x 26H
V032765	79.00	Standard Sham	26W x 20H

Category: Top of Bed	Noah Linen Suite: 15389
-----------------------------	--------------------------------

This relaxing and reversible set has a subtle Herringbone pattern on a cotton/linen blend front. The 100% natural linen reverse side features soft blue stripes. From coastal to farmhouse, Noah is the ideal touch of casual comfort.

Front: 50% Linen/50% Cotton Back: 100% Linen

Care Instructions: Machine Wash Cold, Gentle Cycle. Do not use Bleach.

Tumble Dry Low or Line/Flat Dry. Do not Dry Clean.

Introduced: 10/1/2018

Item	Price	Description	Size
Duvets			
15389T	299.00	Twin Duvet	66W x 88H
15389Q	399.00	Queen Duvet	88W x 96H
15389K	449.00	King Duvet	107W x 96H
15389SK	499.00	Super King Duvet	112W x 98H
Shams			
15389ES	99.00	Euro Sham	26W x 26H
15389SS	89.00	Standard Sham	26W x 20H
15389KS	99.00	King Sham	36W x 20H

Category: Top of Bed	Orfeo Linen Suite: 15359
-----------------------------	---------------------------------

The sleek simplicity of bold lines create a timeless look in any bedroom. A hanging flange that falls freely, adds to the relaxed drape. The flange is only sewn on one side of the duvet and shams. 100% Linen.

Care Instructions: Machine wash cold, gentle cycle. Do not use bleach. Tumble dry low or lay flat to dry. Do not dry clean.

Introduced: 6/1/2014

Ordering Codes: Replace "__" with appropriate code

ECB = Ivory/Charcoal Brown

ESB = Ivory/Steel Blue

WGR = White/Gray

WNT = White/Natural

Item	Price	Description	Size
Duvets			
15359__T	329.00	Twin Duvet	70W x 90H
15359__Q	499.00	Queen Duvet	90W x 95H
15359__K	579.00	King Duvet	105W x 95H
15359__SK	649.00	Super King Duvet	112W x 98H
Shams			
15359__ES	119.00	Euro Sham	26W x 26H
15359__SS	109.00	Standard Sham	26W x 20H
15359__KS	119.00	King Sham	36W x 20H

Category: Top of Bed	Orlana Suite: CC844
-----------------------------	----------------------------

Cotton Coverlet and shams are enhanced with Lurex, a shiny thread which runs in between the cotton yarns. Rich yet simple with a subtle hint of shimmer.

Introduced: 4/1/2017

Ordering Codes: Replace "___" with appropriate code

E = Ivory

G = Gray

T = Oyster

Item	Price	Description	Size
Coverlet			
CC844__T	229.00	Twin Coverlet	70W x 90H
CC844__Q	279.00	Queen Coverlet	90W x 95H
CC844__K	349.00	King Coverlet	105W x 95H
Shams			
CC844__ES	99.00	Euro Sham	26W x 26H
CC844__SS	89.00	Standard Sham	26W x 20H
CC844__KS	99.00	King Sham	36W x 20H
Throw			
CC844__TH	149.00	Throw	50W x 60H

Category: Top of Bed	Pure Suite: 15351
-----------------------------	--------------------------

This collection provides the look of refined linen with the simplicity of cotton fabric and a tailored flange. Spice it up with pops of color to create a trendy yet clean look or tone it down with cool, natural tones to achieve the perfect meditative space. The possibilities are endless with this essential classic.

Fabric content: 100% cotton

Care Instructions: Machine Wash Cold, Gentle Cycle. Do not use Bleach. Machine Dry.

Introduced: 8/1/2018

Item	Price	Description	Size
Duvets			
15351WT	199.00	Twin Duvet	66W x 88H
15351WQ	229.00	Queen Duvet	88W x 96H
15351WK	279.00	King Duvet	107W x 96H
Shams			
15351WES	79.00	Euro Sham	26W x 26H
15351WSS	69.00	Standard Sham	26W x 20H
15351WKS	79.00	King Sham	36W x 20H

Category: Top of Bed	Ranier Suite: 15439
-----------------------------	----------------------------

The hearty texture of the Ranier 100% linen eyelash edging, contrast button-hole stitching.
 Fabric Content: 100% Linen
 Machine wash cold, do not bleach. Gentle Cycle. Tumble dry low or flat or line dry. Warm iron if needed.
Introduced: 6/1/2021

Item	Price	Description	Size
Duvets			
15439WQ	479.00	Queen Duvet	88W x 96H
15439WK	549.00	King Duvet	107W x 96H
15439WSK	649.00	Super King Duvet	112W x 98H
Shams			
15439WES	129.00	Euro Sham	26W x 26H
15439WSS	99.00	Standard Sham	26W x 20H
15439WKS	129.00	King Sham	36W x 20H

Category: Top of Bed	Rugby Suite: 15416
-----------------------------	---------------------------

Rugby has a cozy softness and natural striped texture, creating a casual and comfy vibe

Duvet Fabric Content: Front - 50% Linen 50% Cotton; Back - Cotton Flex

Sham Fabric Content: 50% Linen 50% Cotton

Care Instructions: Machine Wash Cold, Gentle Cycle. Do not use Bleach. Tumble Dry Low or Line/Flat Dry.

Do not Dry Clean.

Introduced: 12/1/2019

Item	Price	Description	Size
Duvets			
15416NT	279.00	Twin Duvet	66W x 88H
15416NQ	349.00	Queen Duvet	88W x 96H
15416NK	429.00	King Duvet	107W x 96H
15416NSK	499.00	Super King Duvet	112W x 98H
Shams			
15416NES	99.00	Euro Sham	26W x 26H
15416NSS	89.00	Standard Sham	26W x 20H
15416NKS	99.00	King Sham	36W x 20H

Category: Top of Bed	Savona Suite: 15446
-----------------------------	----------------------------

They say there is nothing better than the feeling of fresh, clean sheets. Savona collection is made of crisp white 400TC 100% Cotton Sateen Sheeting. Duvet & matching Shams are finished with an elegant hemstitch and embroidered with rhythmic bars of Oyster engineered to sit on top of the bed and is mitered in all corners. Sheet set is embroidered on the top end of flat sheet and outer edges of pillowcases.

Care Instructions: Machine Wash Cold, Gentle Cycle. Do not use Bleach.

Tumble Dry Low or Line/Flat Dry or Dry Clean

Introduced: 5/1/2019

Ordering Codes: Replace "___" with appropriate code

G = Grey

T = Oyster

Item	Price	Description	Size
Duvets			
15446_Q	349.00	Queen Duvet	88W x 96H
15446_K	399.00	King Duvet	107W x 96H
15446_SK	479.00	Super King Duvet	112W x 98H
Shams			
15446_ES	89.00	Euro Sham	26W x 26H
15446_SS	79.00	Standard Sham	26W x 20H
15446_KS	89.00	King Sham	36W x 20H
Sheets			
17202_Q	429.00	Queen Sheet Set	
17202_K	499.00	King Sheet Set	
Pillowcases			
17202_PCS	109.00	Standard Pillowcases (pair)	30W x 20H
17202_PCK	119.00	King Pillowcases (pair)	40W x 20H

Category: Top of Bed	Sutton Suite: 82150
-----------------------------	----------------------------

Dove

The Sutton Dove Quilt is quilted by hand with a double diamond pattern. Soft chambray offers a casual sense of luxury. Pure 100% cotton is breathable, making this quilt an all-season layering piece that coordinates with any direction you foresee for your bedroom's style.

Machine washable materials allow for easy care.

Care Instructions: Machine Wash Cold, Gentle Cycle. Do Not Bleach, Tumble Dry Low.

Introduced: 4/1/2020

Item	Price	Description	Size
Quilts			
82150D-8686	279.00	Queen Quilt	92W x 90H
82150D-10592	329.00	King Quilt	108W x 90H
Shams			
82150D-2727	89.00	Euro Sham	26W x 26H
82150D-2127	79.00	Standard Sham	26W x 20H
82150D-2137	89.00	King Sham	36W x 20H

Category: Top of Bed	Waffle Matelassé Suite: CC816
-----------------------------	--------------------------------------

Matelasse (mat-la-SAY) is a weaving or stitching technique yielding a pattern that appears quilted or padded. Matelasse may be achieved by hand, on a jacquard loom, or a quilting machine. It is meant to mimic the style of hand-stitched quilts made in Marseilles, France. It is a heavy, thick textile that appears to be padded, but actually has no padding within the fabric.

Colors available: Ivory

Fabric Content: 100% Cotton.

Care Instructions: Machine Wash Cold, Gentle Cycle. Do not use Bleach.

Tumble Dry Low or Line/Flat Dry. Do not Dry Clean.

Introduced: 8/1/2018

Item	Price	Description	Size
Quilts			
CC816ET	249.00	Twin Quilt	70W x 90H
CC816EQ	299.00	Queen Quilt	90W x 95H
CC816EK	349.00	King Quilt	105W x 95H
CC816EOSK	399.00	Super King Quilt	115W x 98H
Shams			
CC816EES	99.00	Euro Sham	26W x 26H
CC816ESS	89.00	Standard Sham	26W x 20H
CC816EKS	99.00	King Sham	36W x 20H

Category: <i>Top of Bed</i>	Inserts Suite: INSERT-DA-
------------------------------------	--

Duvets and Shams are filled with Premium Down Alternative - Polyester Fiber, also known as Angel Hair Fiber, which is super soft and hypo-allergenic. Cover is cotton with 12" Waffle Box. Machine washable materials allow for easy care.

Introduced: 4/1/2022

Item	Price	Description	Size
Comforter			
INSERT-DA-TWN	479.00	Twin Down Alt Comforter Insert	70W x 90H
INSERT-DA-QN	579.00	Queen Down Alt Comforter Insert	90W x 98H
INSERT-DA-KNG	629.00	King Down Alt Comforter Insert	109W x 98H
INSERT-DA-SKNG	879.00	Super King Down Alt Comforter Insert	114W x 100H
Filler			
INSERT-DA-STSH	119.00	Std Sham Down Alt Insert	28W x 22H
INSERT-DA-EUSH	129.00	Euro Sham Down Alt Insert	28W x 28H
INSERT-DA-KNGSH	129.00	King Sham Down Alt Insert	38W x 22H

Category: Top of Bed-Throw **Dempsey Suite: CC975**

Dress your space up or down with the 100% linen Dempsey Super Throw with fringed edging.

Fabric Content: 100% Linen Machine wash separately in cold water only, gentle cycle. Do not bleach. Line or tumble dry low. Do not dry clean.

Introduced: 6/1/2021



Ordering Codes: Replace "___" with appropriate code

G = Grey

N = Natural

W = White

Item	Price	Description	Size
CC975__STH	159.00	Super Throw	70W x 80H

Category: Top of Bed-Throw **Egan Suite: KD-2002STH**

Stone

Knitted with smooth cotton yarn and bold stitches our Egan collection makes a remarkably cozy statement in almost any room of your home.

Introduced: 3/1/2015

Item	Price	Description	Size
KD-2002STH	129.00	Throw	50W x 60H

Category: Top of Bed-Throw **Gavin Suite: VD101**

Reversible, this super throw is woven and felted for supreme softness. Both ends are left raw for a vintage look.

Fabric Content: 50% Acrylic/25% Polyester/20%Wool/5% Other Fibers.

Machine Wash 40 Degrees, do not bleach. Do not use dryer. Light ironing max at 150 degrees.

Introduced: 6/1/2021



Ordering Codes: Replace "___" with appropriate code

C = Grey

EG = Earth

H = Ocher

N = Sand

SB = Storm Blue

VD101__STH	219.00	Super Throw	70W x 80H
------------	--------	-------------	-----------

Category: Top of Bed-Throw	Lawrence Suite: RG114
-----------------------------------	------------------------------

The Lawrence Throw is made of 100% cotton. Hand knitted with double tassels on each corner, this chunky throw will give your space a warm, inviting feel. Machine wash cold water gentle cycle, air dry



Introduced: 4/1/2020

Ordering Codes: Replace "___" with appropriate code

G = Grey

N = Natural

Item	Price	Description	Size
RG114___TH	229.00	Throw	50W x 60H

Category: Top of Bed-Throw	Zenith Suite: KD2019
-----------------------------------	-----------------------------








Introduced: 4/1/2018



Item	Price	Description	Size
KD2019TH	119.00	Throw	50W x 60H






Pendant Lighting and Chandeliers

Category: Lighting - Vendor Direct

Item	Price	Description	Size	Wt.	Cu.Ft.
 9514PEND	899.00	Aquaterra Pendant The Aquaterra Pendant with its recycled glass shade has a loveliness not often associated with recast glass. This is because the glassblower achieved a surface that reads like water frozen into a globe shape. An old-iron finish is a contrasting element on the glass pendant, which has an adjustable hanging height. Materials: Wrought Iron / Glass Finish: Old Iron Introduced: August 1, 2022	10Dia x 16H	12	1
 9000-0749	799.00	Bardolph Pendant When Clarence Mallari designed the Bardolph Pendant, he was channeling one of the great architects, Frank Lloyd Wright. "The architectural glass, which serves as a diffuser, is a reflection of his designs," he says. "The frame is made of real brass with an antique brass finish." He adds that the gold pendant is great for hallways given its size. Material: Iron / Glass Finish: Brass Antique / Clear Introduced: August 1, 2022	8.5Wx8.5Dx19H	14	1
 56003594	599.00	Carson Chandelier The Carson Chandelier features a candelabra style arrangement that holds six lights (E12 Bulbs Max 40W). Made with stencil cut iron treated with a worn finish, this antique inspired fixture will bring light and style to your space. A 6' chain is included for easy installation. Introduced: December 1, 2019	24Wx24Dx29H	1	1
56003594P	29.00	Carson 9' Chain Kit Optional kit for Carson Chandelier Introduced: December 1, 2019		1	1
 56003511CLCO	649.00	Derince Chandelier Twin iron spheres form the open frame on this eye-catching design. Use in an entry hall to make a powerful first impression, or place in a kitchen, dining room, or living room for an always inspiring visual. Assembly required. Includes 71" chain and 72.5" cord. Introduced: April 1, 2016	36Wx36Dx38H	1	1
56003511P-KIT	39.00	Derince 8ft Chain and Wire Kit Optional kit for Derince Chandelier Introduced: April 1, 2016		1	1
 L090-0010	799.00	Eclipse Chandelier Hand-applied white gesso adds a layer of elegant texture to the contemporary Eclipse White Oval Chandelier. The two bulbs are placed inside the bowl of the iron frame and direct the light upward through six arms to create beautiful indirect light and shadow patterns. At nearly 29 inches tall and 18 inches in diameter, Eclipse is a great choice for a tall entryway or living space with a clean modern sensibility. Includes a 6-foot chain. Additional chain available. Material: Iron Finish: Gesso White Introduced: August 1, 2022	18 Dia x 28.5H	19	1
 9000-0022	2399.00	Ennis Lantern Simple straight lines of iron create the alluring Ennis Lantern. It seems to telescope back in geometric artistry as it suspends its seeded glass canister. The fixture has a black bronze finish to make the light-dark interplay of the metal and glass more powerful on this black lantern. Material: Wrought Iron / Glass Finish: Black Bronze Introduced: August 1, 2022	15.5Wx23.5Dx30.7H	30	1
 9000-0119	5399.00	MarjieScope Chandelier With concentric circles of faceted glass framed by metal in an antique brass finish, the MarjieScope chandelier diffuses its light through its optic crystal prisms. This gold chandelier that exudes warm tones is in our Marjorie Skouras Collection. We also offer the MarjieScope in a wall sconce. Material: Metal / Brass / Prism Optic Crystal Finish: Antique Brass Introduced: August 1, 2022	32Dia x 30H	11	1

Pendant Lighting and Chandeliers

Category: Lighting - Vendor Direct

Item	Price	Description	Size	Wt.	Cu.Ft.
 9233PEND	579.00	Moorsgate Pendant The Shoreline Pendant is fitted with a thick layering of tumbled sea-glass that exudes hints of the ocean in subtle aquamarine and seafoam tones. The bands that encircle this three-tiered pendant in a silver leaf finish bring the frosted glass pendant a luxurious vibe, as does the density of the glass pieces fastened to them. Material: Wrought Iron / Recycled Glass Finish: Blacksmith / Old Brass Introduced: August 1, 2022	14Wx7Dx15H	10	1
 56003393CLCO	299.00	Odense Glass Pendant Our Odense Pendant introduces radiant illumination to any sophisticated space. A clean, tapered glass shade complements virtually any style of furniture throughout the home, and a durable iron finial and chain provide long-lasting support. Includes 7' chain. Introduced: March 1, 2015	13Wx13Dx20H	1	1
 9000-0217	2899.00	Purebred Large Lantern Design notes that make the Purebred Chandelier special are its modern boxy shapes, its thin metal bands in a contemporary gold leaf finish that contrast wider ones wrapped in Abacá rope, and the care with which the rope has been painstakingly wrapped around the metal. Material: Wrought Iron / Abaca Rope Finish: Contemporary Gold Leaf / Natural Abaca Introduced: August 1, 2022	2.25Wx32.25Dx36H	52	1
 9000-0643	1499.00	Soliloquy Chandelier With a rope-like band holding its candle sleeves, the Soliloquy Chandelier has a time-honored feel. The gold chandelier is made of wrought iron in a contemporary gold leaf finish to make the metal gleam. The lightness of the cables that suspend it from its canopy is a design move worth noting. Material: Wrought Iron Finish: Contemporary Gold Leaf Introduced: August 1, 2022	33Dia x 3.75H	23	1
 L090-0014	879.00	Stratus Chandelier Generous scale highlights the industrial design of the Stratus Large 2-Light Linear Bronze Chandelier. Measuring 40 inches long and 25 inches in height, this statement chandelier is made of iron with a hand-rubbed dark bronze finish. At home in a modern farmhouse kitchen or over a dining table in an urban loft, Stratus glows warm through its pair of white glass globes. Includes a pair of 12" and 7.5" hanging rods to adjust height, as well as two frosted glass LED bulbs. Material: Metal / Glass Finish: ORB Frame / Frosted Glass Globes Introduced: August 1, 2022	16Wx40Lx25H	27	1




Floor Lamps

Category: Lighting - Vendor Direct

Item	Price	Description	Size	Wt.	Cu.Ft.
	1349.00	Complete Bravo Floor Lamp	22"Dia x 66.25H		
	230.00	Bravo Floor Lamp Shade	22" Dia x 12.5H	8.5	
	1119.00	Bravo Floor Lamp Base	12" Dia x 51.75H	22.5	
		The Bravo Floor Lamp is a simple design made of rubber wood in a mahogany finish that is capped top and bottom by metal details in an antique brass finish. The finial is also made of rubber wood in a mahogany finish. It fastens the off-white linen shade to the wood floor lamp. We also offer the Bravo Floor Lamp in gray.			
		Materials: Rubber Wood / Metal Finish: Mahogany / Antique Brass Introduced: August 1, 2022			


Table Lamps

Category: Lighting - Vendor Direct

Item	Price	Description	Size	Wt.	Cu.Ft.
	6000-0250	929.00 Khalil Table Lamp	19Wx12Dx32.5H	32	
		Slabs of marble intersected by metal in an antique brass finish have never looked so modern as they do in the Khalil Table Lamp. The patinated metal brings out the salmon-colored tones and the rectangular off-white shantung shade adds to the smartness of this marble lamp. Materials: Marble / Metal Finish: Marble / Antique Brass Introduced: August 1, 2022			
	1779.00	Complete Lamont Table Lamp	18"Dia x 30H		
	6557-SHADE	330.00 Lamont Table Lamp Shade	18" Dia x 9.5H	6	
	6557-BASE	1449.00 Lamont Table Lamp Base	7.5Wx7.5Dx19H	19	
		Our Lamont Table Lamp is made of intersecting planes of beveled optic crystal fitted into a brass base in a natural brass finish. The reflection of the metal stem rising along the pyramid shape of the clear crystal lamp draws the eye to the off-white shantung shade and pointy finial. We also offer the Lamont as a pendant. Materials: Brass / Optic Crystal Finish: Brass / Clear Optic Crystal Introduced: August 1, 2022			
	629.00	Complete Recluse Table Lamp	10"Dia x 35.25H		
	6000-0078-SHADE	110.00 Recluse Table Lamp Shade	10" Dia x 9H	4	
	6000-0078-BASE	519.00 Recluse Table Lamp Base	5Wx5Dx21.5H	13	
		A slender form made of brass with a tapered granite base makes the Recluse Table Lamp apropos for so many design styles. The vintage brass finish on the metal and the pyramid-shaped black granite base combine to anchor the brass lamp topped with a bone linen shade. Materials: Brass / Granite Finish: Vintage Brass / Black Introduced: August 1, 2022			

Category: Lighting - Vendor Direct







Sconces
Suite: 5900

Item	Price	Description	Size	Wt.	Cu.Ft.
5900-0040	399.00	Breakspear Wall Sconce	8Wx4Dx21H	7	
		<p>The Breakspear Wall Sconce is a nod to Americana with its no-nonsense lines and seeded glass panel that reads like antique glass. Made of metal in an antique black finish, the Breakspear is certified for damp locations and meets ADA requirements. If a traditional black sconce is the desired solution, this durable and simple design is sure to satisfy.</p> <p>Materials: Metal / Seeded Glass Finish: Antique Black Introduced: August 1, 2022</p>			

Category: Home Accents-Wall Décor - Vendor Direct

Proudly handcrafted in the USA. Splashworks tightly stretches textiles over hand stretched frames to ensure the quality craftsmanship of their products, secured by a standard of a minimum of 1 staple per inch all the way around the frame to prevent sagging, waving or rippling over time- leaving customers with a flat, unaltered image. Since the process is done by hand, craftsman can expertly align the image correctly with the edge of the frame and provide a clean edge fold, which is the signature trademark of a high quality gallery wrapped piece. Solid poplar wood stretcher bars are used in each piece and provide an excellent base for stretching, as well as keeping the frame from bowing or bending. The ink used to create these images not only allows for intense, vibrant colors and incredible clarity but is also environmentally friendly and 100% UV stable, meaning the colors will not fade overtime even if exposed to sunlight.

Cleaning & Care: Spot clean as needed with water and a soft cloth. If stains persist, use a small amount of a gentle detergent on the affected area. For stubborn stains, treat with Oxyclean and water.

Item	Price	Description	Size	Wt.	Cu.Ft.
 SPTF-01794-3847	999.00	Angular Juxtaposition Introduced: October 1, 2022	38W x 47H	14	4.63
 SPTF-01792-3939	949.00	Effervescent Introduced: October 1, 2022	39W x 39H	14	4.08
 SPSH-02090-2424	379.00	Impulsive Fusion Introduced: October 1, 2022	24W x 24H	10	2.35
 SPSH-02090-3939	949.00	Impulsive Fusion Introduced: October 1, 2022	39W x 39H	14	4.08
 SPSH-02091-2424	379.00	Vibrant Horizon Introduced: October 1, 2022	24W x 24H	10	2.35
 SPSH-02091-3939	949.00	Vibrant Horizon Introduced: October 1, 2022	39W x 39H	14	4.08

Category: Home Accents-Wall Décor - Vendor Direct

All of Artist's Guild of America's paintings are designed and painted in the USA. Each canvas is painted entirely by hand by one studio artist from start to finish, no two will ever be exactly alike! Subtle differences will appear from one canvas to another, making it uniquely yours! Each canvas is painted with rich brushstrokes, textures, decoupage, linen, and other unique surface materials. All canvases are painted using acrylic paints on 100% cotton canvas, stretched on solid douglas fir stretcher bars and corners braces, are wired and ready to hang.

Cleaning & Care: Each canvas is finished with a clear acrylic sealer. Wipe with a damp cloth to remove dust and particles.






Any art on canvas may tend to loosen overtime. If this occurs or an object happens to press into the front or back of the canvas causing an indentation, simply spray water on the back of the canvas and it will tighten in a matter of minutes.

Item	Price	Description	Size	Wt.	Cu.Ft.
 BAS-6247-40X50	849.00	Field of Flowers Gallery Wrapped Cotton Canvas, Acrylic Paints Introduced: October 1, 2022	40Wx1.5Dx50H	8.33	5.5
 BAS-5477-40X50	849.00	Golden Undertones Gallery Wrapped Cotton Canvas, Acrylic Paints Introduced: October 1, 2022	40Wx1.5Dx50H	8.3	5.5
 BAS-6170-40X50	849.00	Into the Deep Gallery Wrapped Cotton Canvas, Acrylic Paints Introduced: October 1, 2022	40Wx1.5Dx50H	8.3	5.5
 BAS-6313-40X50	849.00	Prismatic Overtones Gallery Wrapped Cotton Canvas, Acrylic Paints Introduced: October 1, 2022	40Wx1.5Dx50H	8.3	5.5
 BAS-6163-40X40	749.00	Serene Perspective Gallery Wrapped Cotton Canvas, Acrylic Paints Introduced: October 1, 2022	40Wx1.5Dx40H	8.3	4.48
 BAS-6043-24X68	679.00	Stillness Gallery Wrapped Cotton Canvas, Acrylic Paints Introduced: October 1, 2022	24Wx1.5Dx68H	13	4.67
 BAS-5890-40X50	849.00	Subdued Expression Gallery Wrapped Cotton Canvas, Acrylic Paints Introduced: October 1, 2022	40Wx1.5Dx50H	8.33	5.5
 BAS-6265-40X50	849.00	The Balancing Act Gallery Wrapped Cotton Canvas, Acrylic Paints Introduced: October 1, 2022	40Wx1.5Dx50H	8.33	5.5
 BAS-6304-40X50	999.00	The Dance w/13- Gold Frame Framed with a silver finish frame. Cotton Canvas, Acrylic Paints Introduced: October 1, 2022	42Wx2Dx52H	16	5.5
 BAS-6212-40X50	999.00	The Road Between w/15-Silver Frame Framed with a silver finish frame. Cotton Canvas, Acrylic Paints Introduced: October 1, 2022	42Wx2Dx52H	16	5.5










Category: Home Accents-Wall Décor - Vendor Direct

Handcrafted in the USA. Proprietary botanicals have been created for Bassett in two collections, a colorful collection shown with a natural wood frame and a sepia collection paired with a black and gold frame, each with 9 skus. While these pieces are designed and scaled to sell in pairs, sets or grids, all pieces are sku'd individually to allow the customer the ability to mix and match to create their favorite combination. All prints are displayed on an antiqued background, are framed, underglass and ready to hang.





Cleaning & Care: Clean with a soft cloth.

	Item	Price	Description	Size	Wt.	Cu.Ft.
	BAS-817E-12X16	119.00	Deep Red Wildflowers Underglass & Framed in Natural Wood Frame	13Wx1.5Dx17H	5	0.74
			Introduced: October 1, 2022			
	BAS-817D-12X16	119.00	Golden Rod Branch Underglass & Framed in Natural Wood Frame	13Wx1.5Dx17H	5	0.74
			Introduced: October 1, 2022			
	BAS-817H-12X16	119.00	Pear Tree Blossom Underglass & Framed in Natural Wood Frame	13Wx1.5Dx17H	5	0.74
			Introduced: October 1, 2022			
	BAS-817I-12X16	119.00	Pear Tree Branch Underglass & Framed in Natural Wood Frame	13Wx1.5Dx17H	5	0.74
			Introduced: October 1, 2022			
	BAS-817C-12X16	119.00	Pressed Daisies Underglass & Framed in Natural Wood Frame	13Wx1.5Dx17H	5	0.74
			Introduced: October 1, 2022			
	BAS-817G-12X16	119.00	Pressed Purple Flowers Underglass & Framed in Natural Wood Frame	13Wx1.5Dx17H	5	0.74
			Introduced: October 1, 2022			
	BAS-817A-12X16	119.00	Pressed Wild Poppies Underglass & Framed in Natural Wood Frame	13Wx1.5Dx17H	5	0.74
			Introduced: October 1, 2022			
	BAS-817F-12X16	119.00	Pressed Yellow Violets Underglass & Framed in Natural Wood Frame	13Wx1.5Dx17H	5	0.74
			Introduced: October 1, 2022			
	BAS-817B-12X16	119.00	Wildflowers with Dandelion Underglass & Framed in Natural Wood Frame	13Wx1.5Dx17H	5	0.74
			Introduced: October 1, 2022			

Category: Home Accents-Wall Décor - Vendor Direct


Item	Price	Description	Size	Wt.	Cu.Ft.
 BAS-818B-12X16	119.00	Sepia Bamboo Leaves Underglass & Framed in Black and Gold Wood Frame	13Wx1.5Dx17H	5	0.74
		Introduced: October 1, 2022			
 BAS-818C-12X16	119.00	Sepia Branches Underglass & Framed in Black and Gold Wood Frame	13Wx1.5Dx17H	5	0.74
		Introduced: October 1, 2022			
 BAS-818G-12X16	119.00	Sepia Fern Frond Underglass & Framed in Black and Gold Wood Frame	13Wx1.5Dx17H	5	0.74
		Introduced: October 1, 2022			
 BAS-818A-12X16	119.00	Sepia Holly Hock Buds Underglass & Framed in Black and Gold Wood Frame	13Wx1.5Dx17H	5	0.74
		Introduced: October 1, 2022			
 BAS-818F-12X16	119.00	Sepia Leaves Underglass & Framed in Black and Gold Wood Frame	13Wx1.5Dx17H	5	0.74
		Introduced: October 1, 2022			
 BAS-818E-12X16	119.00	Sepia Pressed Dandelions Underglass & Framed in Black and Gold Wood Frame	13Wx1.5Dx17H	5	0.74
		Introduced: October 1, 2022			
 BAS-818D-12X16	119.00	Sepia Pressed Wildflower I Underglass & Framed in Black and Gold Wood Frame	13Wx1.5Dx17H	5	0.74
		Introduced: October 1, 2022			
 BAS-818H-12X16	119.00	Sepia Pressed Wildflower II Underglass & Framed in Black and Gold Wood Frame	13Wx1.5Dx17H	5	0.74
		Introduced: October 1, 2022			
 BAS-818I-12X16	119.00	Sepia Queen Anne's Lace Underglass & Framed in Black and Gold Wood Frame	13Wx1.5Dx17H	5	0.74
		Introduced: October 1, 2022			

Wall Art**Category: Home Accents-Wall Décor - Vendor Direct**

	Item	Price	Description	Size	Wt.	Cu.Ft.
	BAS-243B-22X28	269.00	Botanical 243B Introduced: April 1, 2020	22Wx28H	13	1
	BAS-243G-22X28	269.00	Botanical 243G Introduced: April 1, 2020	22Wx28H	13	1
	BAS-243I-22X28	269.00	Botanical 243I Introduced: April 1, 2020	22Wx28H	13	1
	BAS-243J-22X28	269.00	Botanical 243J Introduced: April 1, 2020	22Wx28H	13	1

Accent Pillows

Category: Home Accents-Textiles - Vendor Direct

Item	Price	Description	Size	Wt.	Cu.Ft.
	49.00	Acapulco Carinda Pillow The Acapulco pillow collection lends classic style with a chic, clean-line ticking stripe design. Crafted of PET yarn, this lumbar pillow boasts weather-resistant durability for the perfect accent on patios and in sunrooms. The blue and cream colorway offers a pop of color to the traditionally patterned front. Please Note: All sizes are nominal, accepted variance is +/- 3" Care Instructions: (Cover Only) Clean or remove stains by using soap or detergent and rinsing with clean water. Air dry. Introduced: February 1, 2022	21Wx13H	1	1